FAVORIT

Folic Acid for
Vascular Outcome
Reduction in
Transplantation

FAVORIT Data Dictionary and Analysis Manual

IMPORTANT: Do not use the descriptive statistics in this dictionary directly in any publication or presentation

Prepared by the FAVORIT Data Coordinating Center

Collaborative Studies Coordinating Center
Department of Biostatistics
Gillings School of Global Public Health
University of North Carolina at Chapel Hill
137 E. Franklin Street Suite #203
Chapel Hill, NC 27514-4145

Version 6.0, October 18, 2013

TABLE OF CONTENTS

1. **Introduction**..... 4

2. **Screening**

2.1 CRE (Screening Creatinine) 28

2.2 ICT (Informed Consent)..... 33

2.3 SPC (Screening Phlebotomy Collection)..... 36

2.4 SPP (Screening Phlebotomy Processing & Inventory)..... 45

3. **Baseline/Follow-up**

3.1 CRC (Creatinine, Glucose, Uric Acid)..... 55

3.2 EXT (Participant Exit Modification)..... 63

3.3 FUP (Follow-up Form)..... 67

3.4 HCY (Homocysteine Form)..... 101

3.5 HOS (Hospitalization Form)..... 106

3.6 ICM (Informed Consent Modification)..... 134

3.7 INF (Informant Interview Form)..... 144

3.8 LDL (Low Density Lipoproteins)..... 159

3.9 LIP (Lipids)..... 164

3.10 MSR (Medication Survey Form)..... 173

3.11 PCF (Phosphorus Calcium)..... 189

3.12 PHC (Baseline/Follow-Up Phlebotomy Collection)..... 198

3.13 PHP (Baseline/Follow-Up Phlebotomy Processing and Inventory) 203

3.14 PLP (Vitamin B6)..... 223

3.15 REL (Randomization Eligibility Form)..... 228

3.16 RPC (Baseline Visit Patient Characteristics)..... 239

3.17 URN (Urine, Creatine and Microalbumin) 267

3.18 VBF (Vitamin B12, Folate)..... 272

3.19 VDL (Vitamin Distribution Log)..... 278

4. **Outcomes**

4.1 DAD (Death Adjudication Form)..... 286

4.2 DIA (Initiation of Dialysis Fax Notification)…… 293

4.3 DPE (Dialysis Post-Event Surveillance Form)…… 296

4.4 DSA (Death, Serious Adv Event, or Elev Amylase Fax Notification) 299

4.5 MAD (MI Adjudication Form)…… 303

4.6 OUT (Outcomes Documentation Form)…… 310

4.7 RAD (RSD Adjudication Form)…… 336

4.8 SAD (Stroke Adjudication Form)…… 341

5. Derived Data Sets

Screening:

5.1 SCREEN_DERV (Screening derived variables)…… 346

Baseline/Follow-up:

5.2 ADHER (Vitamin adherence derived variables)…… 377

5.3 RAND_DERV (Baseline derived variables)…… 389

5.4 DIAG (ICD9 codes)…… 490

Outcomes:

5.5 Outcome Derived Data Sets …… 492

ADJPROCEP_ALL (First primary CVD outcome)…… 503

ADJ_Death (contains First CVD related Death Outcome Variables)…… 518

ADJ_MI (contains First Myocardial Infarction Outcome Variables). 523

ADJ_RSD (contains First Resuscitated Sudden Death Outcome Variables)…… 531

ADJ_STROKE (contains First Stroke Outcome Variables)…… 536

PROCEDURE_EP (contains First Procedural Outcome Variables). 544

TREAT (Treatment Group Assignments)…… 549

6. Blind Replicate Matching Data Sets…… 551

6.1 CRE_BRM (Screening Creatinine BRM)…… 552

6.2 CRC_BRM (Creatinine, Glucose, Uric Acid BRM)…… 557

6.3 HCY_BRM (Homocysteine BRM)…… 565

6.4 LDL_BRM (Low Density Lipoproteins BRM)..…… 570

6.5 LIP_BRM (Lipids BRM)..…… 575

6.6 PCF_BRM (Phosphorus Calcium BRM)…… 584

6.7 PLP_BRM (Vitamin B6 BRM)…….. 593

6.8 URN_BRM (Urine BRM)……... 598

6.9 VBF_BRM (Vitamin B12, Folate BRM)……..……... 603

7. Appendix

Publication Policy…… 609

INTRODUCTION

The Folic Acid for Vascular Outcome Reduction In Transplantation Study (FAVORIT) is a multicenter randomized controlled clinical trial designed to evaluate whether treatment with folic acid, vitamins B6 and B12 reduces cardiovascular disease in clinically stable renal transplant recipients with elevated total homocysteine levels. Thirty clinical sites (twenty-seven in the U.S., two in Canada, and one in Brazil) randomized 4,110 participants into the study. The trial was sponsored by the National Institute for Diabetes and Digestive and Kidney Diseases (NIDDK) of the National Institutes of Health. The study intervention was provided by Pamlab L.L.C. Data collection for the trial began in August 2002, baseline enrollment ended on January 31, 2007 and follow-up ended June 24, 2011.

This document describes the content and structure of the analysis data sets created for use in preparing the FAVORIT manuscripts. These data sets contain all the data collected at screening, baseline and follow-up visits, subject to minor constraints (described within) to preserve participant confidentiality. One ancillary study is being conducted at a subset of centers. However, no external ancillary study data will be included until these data are released for general FAVORIT use.

1.1. STUDY OBJECTIVES

This multicenter, randomized, double-blind controlled clinical trial has been designed to determine whether total homocysteine (tHcy)-lowering treatment with a standard multivitamin augmented by a high dose combination of folic acid, vitamin B12, and vitamin B6, versus treatment with an identical multivitamin containing no folic acid, and Estimated Average Requirement (EAR) amounts of vitamin B6 and vitamin B12, reduces the pooled rate of recurrent and de novo cardiovascular disease (CVD) outcomes (i.e., pooled occurrence of non-fatal and fatal arteriosclerotic outcomes, including coronary heart, cerebrovascular, and peripheral vascular disease events = primary outcome), among clinically stable renal transplant recipients (RTRs) who have mild to moderately elevated tHcy levels.

1.2. STUDY DESIGN

To address the study objectives, the randomized double-blind clinical trial was conducted in 30 medical centers. Eligible subjects were randomized to one of two treatment groups using the permuted block method for the random allocation.

A more detailed description of FAVORIT can be found in the study design manuscript (Bostom, A. et al, American Heart Journal, vol. 152, 2006).

1.2.1 Eligibility

Study participants were to be between 35 and 74 years of age, with clinically stable renal function post-transplantation. They must have had a random plasma tHcy level $\geq$12.0 μmol/L for men, or $\geq$11.0 μmol/L for women at screening. Potential participants using vitamin supplements were asked to abstain from multivitamin, B-complex, or specific individual vitamin supplements containing folic acid, vitamin B6, or vitamin B12, for at least 4-weeks prior to their randomization visit. Detailed eligibility criteria are presented in Chapter 3 of the FAVORIT Manual of Operations.

1.2.2 Case Report Forms (CRFs)

Table 1 lists the forms collected during the screening, baseline and follow-up visits. Copies of these forms can be found in sections 2-4 of this manual. The core data that are available to investigators are given below.

Table 1. Forms

Form	Form Code
Screening:	
Screening Creatinine	CRE
Informed Consent Form	ICT
Screening Phlebotomy Form: Collection	SPC
Screening Phlebotomy Form: Processing & Inventory	SPP
Baseline and Follow-up:	
Creatinine, Glucose and Uric Acid	CRC
Participant Exit Form	EXT
Follow-up Contact Form	FUP
Total Homocysteine	HCY
Hospitalization Form	HOS
Informed Consent Modifications or Withdrawals	ICM
Informant Interview Form	INF
Low Density Lipoproteins	LDL
Lipids	LIP
Medication Survey Form	MSR
Phosphorus, Calcium, Albumin, Total Bilirubin, Alkaline Phosphatase	PCF
Baseline/Follow-Up Phlebotomy Form: Collection	PHC
Baseline/Follow-Up Phlebotomy Form: Processing and Inventory	PHP
Pyridoxal Phosphate	PLP
Randomization Eligibility Form	REL
Baseline Visit Form: Patient Characteristics	RPC
Urine Creatinine & Microalbumin	URN

Form	Form Code
Vitamin B12 and Folic Acid	VBF
Vitamin Distribution Log	VDL
Outcomes:	
Death Adjudication Form	DAD
Initiation of Dialysis Fax Notification	DIA
Dialysis Post-Event Surveillance Form	DPE
Death, Serious Adverse Event, or Elevated Amylase Fax Notification	DSA
MI Adjudication Form	MAD
Outcomes Documentation Form	OUT
RSD Adjudication Form	RAD
Stroke Adjudication Form	SAD

1.3 DATABASE STRUCTURE

1.3.1. Data Set Organization

There is one data set for each data collection form. The data values from one completed form are stored in one record in the corresponding data set. Each data set contains one record for all participants and each data item on a form is stored as one or more columns (variables) in the data set.

All paper forms start out as version A and if they are updated during the course of the study then the version is incremented. Each data set is a composite of the data items required to accommodate all versions of the corresponding data form. Some data items will be missing in a given record depending upon which form version was completed at the time of data acquisition. Appendix 1 includes a mapping of the forms.

In addition, ten data sets containing derived variables were created. Details are contained in section 5.

1.3.2. Data Set Naming Convention

Each FAVORIT data collection instrument uses a unique combination of three letters to identify the form (e.g., REL for the Randomization Eligibility Form). Each form data set is named with the three letter form mnemonic followed by a character string indicating the contact occasion (i.e. visit number) and data set version. The naming convention serves to both identify the originating form, contact occasion and provide version control should subsequent data sets in this series be produced.

1.3.3. Key Fields for Data Records

The unique identification of a participant data record within a data set is determined by three primary key fields for forms that can be collected once per visit and by the use of a sequencing field for the forms that could occur many times per visit. These items are:

1) BLINDID: Unique subject identifier.
2) VISIT: Study protocol visit number, a two digit field with values "00" for screening and "01" for baseline and 02-16 for follow-up contacts
3) FSEQNO: Form sequence number, a two digit sequencing number (01-99) for multiple forms per visit (not applicable for screening and baseline visits).

1.3.4. Data Item Naming Conventions

The mapping of individual data items from a FAVORIT data collection form to the corresponding data set variable is a combination of the form code mnemonic and item number (e.g., SPCA1 is item 1 on the SPC form version A). If there are multiple form versions and the items are identical on each form version, then the version is not included in the variable name (e.g., REL1, is item 1 on the REL form for all versions). Please be sure to use the "Contents and Listing" table to determine the variable name in the data sets. The key field and sort variables used in common across all forms have the same name on each data set (BLINDID, VISIT, FSEQNO) to link subject data items across all data sets.

1.3.5. Changes to Specific Variables Across Data Sets

As part of the study commitment to complying with HIPAA regulations for participant confidentiality, the Data Coordinating Center made explicit modifications and/or deletions to certain variables. However, less masking and transformation of values has occurred than would be the case with public use or limited access data files. Because it would be possible with data mining techniques to find identifiable values for an individual in these data sets, the authorized user will need to actively attend to the security and confidentiality of these data and resulting output.

Data modifications that have been incorporated include:

1) The actual FAVORIT ID is replaced with a BLINDID as the key identifier for participants in the listings for the first 10 observations.
2) The FAVORIT staff initials are substituted by a BLIND_STAFF ID.

1.4. DESCRIPTION OF DATA COLLECTION FORMS/SAS DATA SET FILES

Note: Stored in a data set at the Data Coordinating Center are the responses to open-ended questions as well as comments entered by the clinical sites for some of the CRF items. If anyone is interested in reviewing these comments/responses, they will need to contact the DCC.

Screening

1.4.1. Creatinine Form (CRE)

The CRE file contains the screening creatinine values for all screened participants.

1.4.2. Informed Consent Form (ICT)

The ICT is completed during the screening visit after the participant has signed an informed consent document. The purpose of the form is to document and track the initial level of

participant consent for the use of participant specimens, DNA and other study data by the FAVORIT and other investigators.

1.4.3. Screening Phlebotomy Form: Collection (SPC)
The SPC is completed at the screening visit and is used to record specific data from the specimen collection such as race, sex, date of birth, fasting status and date of blood draw.

1.4.4. Screening Phlebotomy Form: Processing and Inventory (SPP)
The Screening Phlebotomy Form: Processing and Inventory is completed during the screening visit. It is used to record blood processing and inventory data. It includes times of centrifugation and freezing, as well as information on the collection of each aliquot.

Baseline/ Follow-up

1.4.5. Creatinine Form (CRC)
The CRC contains creatinine, glucose and uric acid values from the central laboratory.

1.4.6. Exit Form (EXT)
The EXT file contains information on how well vitamin treatment assignment was masked to the participant and the study coordinator.

1.4.7. Follow-up Form (FUP)
The FUP file captures all hospitalization, renal graft dysfunction, documents interim intake of both study related and unrelated medication, and any possible adverse reactions to the study medication. It also contains information regarding blood pressure, height, weight, smoking history and diabetic history.

1.4.8. Total Homocysteine Form (HCY)
The HCY file contains total homocysteine levels.

1.4.9. Hospitalization Form (HOS)
The HOS file captures all hospitalization admissions for any condition. It also captures outpatient angioplasty procedures.

1.4.10. Informed Consent Modification or Withdrawal Form (ICM)
The ICM is completed any time after the screening visit. The purpose of the form is to document and track any changes in the initial level of participant consent for the use of participant specimens, DNA and other study data by FAVORIT and other investigators.

1.4.11. Informant Interview Form (INF)
The INF is completed when the death of a participant has occurred outside of the hospital, or when data cannot be collected from the participant during a scheduled telephone or clinic visit

1.4.12. Low Density Lipoproteins Form (LDL)
This file contains the LDL direct assay values from the central laboratory performed on those participants with a triglyceride greater than or equal to ~400 mg/dl.

1.4.13. Lipids Form (LIP)
This file contains the lipid values (cholesterol, triglycerides, LDL and HDL) from the central laboratory for the randomized participants.

1.4.14. Medication Survey Form (MSR)
The MSR is completed during the screening/baseline combination visit, randomization visit and at clinic follow-up visits. It is intended to classify medications used by each participant yearly based on the FAVORIT medication thesaurus (see MSR section of the MOP).

1.4.15. Metabolic Panel Form (PLP)
This data set will contain the Phosphorus, Calcium, Albumin, Total Bilirubin, Alkaline Phosphatase values for randomized participants.

1.4.16. Baseline/Randomization/Follow-up Phlebotomy Form: Collection (PHC)
The PHC is completed during the screening/baseline combination, randomization visit and at follow-up visits. This form is used to record specific data from the specimen collection such as date of blood draw, fasting states and indicator for the collection of each aliquot.

1.4.17. Baseline/Randomization/Follow-up Phlebotomy Form: Processing and Inventory (PHP)
The PHP is completed during the screening/baseline combination visit, randomization clinic visit and at follow-up visits. This form is used to document time of centrifugation, time aliquots placed in freezer and if the specimens are hemolyzed during blood processing.

1.4.18. Pyridoxal Phosphate Form (PLP)
This data set will contain the pyridoxal phosphate (B6) values for randomized participants.

1.4.19. Randomization Eligibility Form (REL)
The REL is used to verify eligibility criteria before randomization. For further information on the randomization process, refer to Chapter 4 of the FAVORIT Manual of Procedures.

1.4.20. Baseline/Randomization Visit Form: Patient Characteristics (RPC)
The RPC is completed during the screening/baseline combination visit or the randomization clinic visit. It is used to obtain baseline information including: blood pressures and smoking, medical, dietary and physical activity histories.

1.4.21. Urine Creatinine Form (URC)
This data set will contain the urine creatinine values for randomized participants.

1.4.22. Urine Microalbumin Form (URN)
This data set will contain the urine microalbumin values for randomized participants.

1.4.23. Vitamin B12 and Folic Acid Form (VBF)
This data set will contain the vitamin B12 and folic acid values for randomized participants.

1.4.24. Vitamin Distribution Log (VDL)
The VDL records distribution of study vitamins to participants

Outcomes

1.4.25. Death Adjudication Form (DAD)
The DAD form is used by the Clinical Endpoint Center to document the classification of potential death events.

1.4.26. Initiation of Dialysis Fax Notification Form (DIA)
The DIA form is used to obtain dialysis initialization information on a participant from the site investigator.

1.4.27. Dialysis Post-Event Surveillance Form (DPE)
The DPE form is used to obtain mortality status on a participant from either the participant or someone responding on behalf of the participant

1.4.28. Death, Serious Adverse Event, or Elevated Amylase Fax Notification (DSA)
The DSA form is used to document the participant death, serious adverse event or when the Serum Amylase is elevated 3 times above normal.

1.4.29. MI Adjudication Form (MAD)
The MAD form is used by the Clinical Endpoint Center to document the classification of potential myocardial infarction events.

1.4.30. Outcomes Documentation Form (OUT)
The OUT form is completed when a participant is reported as deceased, or as required due to data in a Hospitalization Form (HOS) or Informant Interview Form (INF) indicating myocardial infarction (MI), unstable angina (USA), stroke, resuscitated sudden death (RSD), or urgent revascularization procedures occurred.

1.4.31. RSD Adjudication Form (RAD)
The RAD form is used by the Clinical Endpoint Center to document the classification of potential resuscitated sudden death events.

1.4.32. Stroke Adjudication Form (SAD)
The SAD form is used by the Clinical Endpoint Center to document the classification of potential stroke events.

1.5. DERIVED DATA SETS

1.5.1 Derived Variable Data Set:
The derived variable data sets are not directly associated with any particular CRF because they contain variables from across multiple forms and reflect re-coded or adjusted values. Additionally, some data were collected on different forms within a visit so a single variable spans multiple CRFs. [Technical Note: The RASA form was used to collect race, ethnicity and type of

donor due to the transition of moving these items from the REL to the SPC. The SCPA form was used to document date of current kidney graft, whether or not the participant received a pancreas transplant and date of pancreas transplant prior to implementation of the SPCC.]

The **SCREEN_DERV_NIDDKV1** data set contains information on all participants who were screened for the study. It contains a cross-section of "derived variables" based on combinations of data items (e.g. age from date of birth or body mass index from height and weight). There is one record per screened participant in the screen_derv_NIDDKV1 data set.

The **RAND_DERV_NIDDKV1** data set contains information on all participants who were randomized into the study. There is one record per randomized participant in the rand_derv_NIDDKV1 data set.

The **ADHER_NIDDKV1** data set contains vitamin adherence variables for each follow-up contact occasion. There are multiple records per participants based on the number of follow-up contacts obtained.

The **DIAG_NIDDKV1** data set contains ICD9 codes for all hospitalizations. There are multiple records per participant based on the number of hospitalizations.

The **ADJPROCEP_ALL_NIDDKV1** data set contains only the **first** primary event (either adjudicated or procedural). There is one record for all randomized participants. This data set contains variables censored at 3-months post-dialysis as well as intention-to-treat variables.

The **ADJ_DEATH_EP_NIDDKV1** data set contains information on whether or not a participant had a CVD death. There is one record for all randomized participants.

The **ADJ_MI_EP_NIDDKV1** data set contains information on first MI event, both fatal and non-fatal. There is one record for all randomized participants.

The **ADJ_STROKE_EP_NIDDKV1** data set contains information on first stroke event, both fatal and non-fatal. There is one record for all randomized participants.

The **ADJ_RSD_EP_NIDDKV1** data set contains information on first RSD event, both fatal and non-fatal. There is one record for all randomized participants.

The **PROCEDURE_EP_NIDDKV1** data set contains information on first FAVORIT procedure event. There is one record for all randomized participants.

The **TREAT_NIDDKV1** data set contains information on treatment assignment.

1.6. Endpoint Definitions and Procedures

1.6.1. Overview

The primary endpoint is recurrent or de novo arteriosclerotic CVD defined as the occurrence of non-fatal or fatal arteriosclerotic outcomes including coronary heart, cerebrovascular, and peripheral vascular disease events. These outcomes will include CVD death or non-fatal major arteriosclerotic events, specifically myocardial infarction, resuscitated sudden death, coronary

artery revascularization, stroke, or undergoing an invasive procedure for peripheral or renovascular disease (i.e., angioplasty/stenting, endarterectomy, abdominal aneurysm repair, or lower extremity amputation from an arteriosclerotic complication). Coronary heart, cerebrovascular, and peripheral vascular disease events. CVD death, myocardial infarction, stroke and resuscitated sudden death events will be reviewed and classified by the Clinical Endpoints Center (CEC). Specific procedural events will be classified based on clinical site reporting.

1.6.2. Primary and Secondary Endpoints

The primary and secondary endpoints are pooled from the following specific outcomes:

- CVD death
- Myocardial Infarction
- Stroke
- Resuscitated Sudden Death
- *Coronary artery disease (CAD) determined by participant undergoing coronary artery revascularization, either bypass surgery or angioplasty
- *Lower extremity arterial disease determined by participant undergoing lower extremity arterial angioplasty or bypass surgery, or lower extremity amputation above the ankle for severe disease (rest pain and/or gangrene).
- *Extracranial carotid arterial disease determined by participant undergoing carotid endarterectomy (CEA), or angioplasty
- *Abdominal aortic aneurysm repair
- * Renovascular disease determined by participant requiring renal artery revascularization, either bypass surgery or angioplasty

*These events will not require review and classification by the Clinical Endpoints Center. If any of these events occur, they are reported on the Hospitalization Form.

1.6.3. Definition of Primary Endpoint

The primary endpoint is defined as the first occurrence of one of the above-listed recurrent or de novo arteriosclerotic outcomes during the primary endpoint follow-up period. The primary endpoint follow-up period is defined as follows:

- For randomized participants who become dialysis-dependent prior to the end of the study, statistical censoring will occur at 3-months (90 days) after the re-initiation of dialysis.
- For all other randomized participants, the primary endpoint follow-up period is until death or until the end of the scheduled follow-up period.

1.6.4. Definition of Secondary Endpoint

Secondary endpoints consist of all cause mortality, graft failure, individual and relevant combinations of the components of the primary endpoint, and the number of these endpoints that occur during the study follow-up period.

1.6.5. Clinical Endpoints Center at Brigham and Women's Hospital (CEC)

The CEC serves as an independent committee responsible for defining, reviewing and classifying FAVORIT endpoints. In order to reduce any site-to-site differences in classification, all suspected myocardial infarction, stroke, resuscitated sudden death, and fatal events are reviewed and classified by one group (the CEC), using standardized classification criteria.

1.6.5.1. Death

All deaths will be classified into two broad categories by the CEC: Cardiovascular or Non-Cardiovascular. For use in some analyses, death will be further classified into the following specific categories.

Cardiovascular

- **I. Atherosclerotic Coronary Heart Disease**
  - A. Acute Myocardial Infarction
  - B. Sudden Death
  - C. Non-Sudden Death
  - D. Unwitnessed Death (not seen > 24hrs)
  - E. Procedural (coronary-related)
- **II. Atherosclerotic vascular disease, excluding coronary disease.**
  - A. Cerebrovascular disease, including stroke and hemorrhage
  - B. Aortic, mesenteric, renal vascular, or peripheral vascular disease
  - C. Procedural (vascular-related)
  - D. Other
- **III. Other Cardiovascular Disease (Non-Atherosclerotic)**
  - A. Pulmonary Embolism
  - B. Endocarditis
  - C. Valvular Disease
  - D. Procedural
  - E. Other

Non-Cardiovascular

- Infectious
- Malignancy
- Pulmonary
- Gastrointestinal
- Accidental
- Suicide
- Diabetes
- Renal
- Other

Unknown

For cases of death for which there is insufficient data available to determine if the cause was cardiovascular or non-cardiovascular, the event will be classified as unknown.

1.6.5.2. Myocardial Infarction and Unstable Angina Events

Positive cardiac markers and either ECG changes or clinical presentation are required to meet the criteria for a FAVORIT non-procedural MI. Either positive markers or new Q waves are required to meet criteria for a FAVORIT post-CABG MI.

The specific marker criteria for type of myocardial infarction being adjudicated are:

I. Non-procedural MI
   A. Troponin in necrosis range, or
   B. CKMB ≥ 2 x ULN, or
   C. No troponin, CK and CKMB are both ≥ ULN, or
   D. No troponin, CK < ULN, CKMB ≥ 2 x ULN, or
   E. No troponin, CKMB < ULN, CK ≥ 2 x ULN, or
   F. No troponin or CK, CKMB ≥ 2 x ULN, or
   G. Only CK drawn, serial changes in CK ≥ 2 x ULN

II. Peri-PCI within 24 hours of MI
   Marker ≥ 3 x ULN and ≥ 50% above last measurement, if last measurement was ≥ ULN

III. Peri-CABG within 24 hours of MI
   CKMB ≥ 5 x ULN and ≥50% above last measurement, if last measurement was ≥ULN

ECG criteria are as follows:

- New significant Q waves (or R waves in V1-V2) in two contiguous leads in the absence of previous LVH or conduction abnormalities
- Evolving ST-segment to T-wave changes in two or more contiguous leads
- Development of new left bundle branch block
- ST segment elevation requiring thrombolytics or PCI

Clinical presentation is defined as: Ischemic Symptoms (pain, dyspnea, pressure) at rest or accelerated ischemic symptoms, either of which lasts 10 minutes or longer and is determined by the investigator to be secondary to ischemia.

Screening for Unrecognized Myocardial Infarction

All urgent in-patient coronary artery angioplasty or other percutaneous coronary revascularization procedures (excluding CABG) are reviewed by the CEC to screen for possible events that meet the FAVORIT endpoint criteria.

Although not a study endpoint, sites are also asked to report all unstable angina events. The purpose for this is so the CEC can screen for possible events that meet the criteria for myocardial infarction.

1.6.5.3. Stroke

In general, strokes are considered to be neurological deficits not resolving within 24 hours. Transient ischemic attacks (TIAs) should not be reported for review.

1.6.5.4. Resuscitated Sudden Death (RSD)

In general, the participant must be successfully resuscitated after a cardiac arrest with loss of consciousness. Events where the participant is brought to the Emergency Room, suffers a cardiac arrest, and subsequently dies in the Emergency Room would not be considered 'resuscitated'.

1.6.6. Procedural Events

The following are procedural events that will contribute to the pooled primary endpoint:

- CAD determined by participant undergoing coronary artery revascularization, either bypass surgery or angioplasty
- Lower extremity arterial disease determined by participant undergoing lower extremity arterial angioplasty or bypass surgery, or lower extremity amputation above the ankle for severe disease (rest pain and/or gangrene)
- Extracranial carotid arterial disease determined by participant undergoing CEA or angioplasty
- Abdominal aortic aneurysm repair
- Renovascular disease determined by participant requiring renal artery revascularization, either bypass surgery or angioplasty

1.6.7. Monitoring and reporting potential endpoints

All <u>non</u>-dialysis dependent participants: Participants will be followed for potential endpoints from the time of randomization until the scheduled follow-up period ends, or death, whichever occurs first.

Participants who become dialysis dependent: Participants who become dialysis-dependent prior to experiencing a primary endpoint, will be followed until their first primary outcome occurs. Clinical sites will be notified as early as possible when a primary outcome has been classified, at which point only mortality surveillance sufficient to determine CVD vs. non-CVD death will be required.

1.7. CENTRAL LABORATORY ANALYSIS METHODS

This section provides the central laboratory's descriptions of the method of analysis for each analyte. Some analyses have already been completed, some are in progress and some are planned for the near future. Table 1 illustrates the analyte analysis plan (Ns are approximate). As the analylsis is completed for an analyte and the data prepared for use in manuscripts, summary statistics for the corresponding data sets will be provided.

Table 1. Specimen Analysis Plans

	Screening	Baseline	1-Year	2-Year	3-Year	4-Year	5-Year
Creatinine	Y	X	RS 400	X	RS 400	X	RS 400
Glucose		X	RS 400	RS 400	RS 400		RS 400
Uric Acid		X	RS 400	RS 400			RS 400
tHcy	Y	RS 400	3,410		RS 400		RS 400
Lipids		X					
Folate		RS 400	RS 400	RS 400	RS 400		RS 400
PLP		RS 400	RS 400	RS 400	RS 400		RS 400
B12		RS 400	RS 400	RS 400	RS 400		RS 400
Calcium/Phosphorus		X	RS 400	RS 400	RS 400		RS 400
Albumin, Total bilirubin, Alkaline phosphatase		X	RS 400	RS 400	RS 400		RS 400
Urine Microalbumin		X					
Urine Creatinine		X					

RS 400 – Random Sample of ~400
Y=will run analysis on all screened participants
X=will run the analysis on all randomized participants who have a sample available.

Periodically, each site collected blind replicate specimens. They were to perform quality control measurements on Central Lab analyses by matching analysis results on blind replicate samples with results on original participant samples. Each laboratory dataset also has a corresponding BRM dataset. For example, the Creatinine Form (CRC) dataset also has a CRC_BRM dataset.

Calibrating Screening Creatinine Values in FAVORIT

In the FAVORIT Study, a chemistry analyzer equipment change occurred in October 2004. Prior to October 2004, all chemistries, including serum creatinine, were assayed on a Roche Cobas Mira (F. Hoffmann-La Roche Ltd, Basel, Switzerland) using an alkaline picrate kinetic method. In October 2004, the central laboratory at the Tufts HNRCA changed to the Olympus AU 400e (Olympus America Inc, Center Valley, PA), which also used an alkaline picrate kinetic method. Major issues were raised by this transition, as it pre-dated the era of standardized creatinine measurement, included difference in creatinine results as well as a lack of overall standardization for use of a GFR estimating equation that requires calibration to an IDMS standard. There is limited published literature on how these assays compare to an IDMS standard. One article, by Miler and colleagues in *Arch Pathol Lab Med***,** did compare these analyzers and assays. Measuring 50 samples using the Roche Cobas Mira alkaline picrate kinetic assay, they found a statistically significant bias of 0.18 mg/dL (SEM=0.014 , p<0.001) versus an IDMS standard. For the Olympus 400 series using an alkaline picrate kinetic assay, they found a statistically significant bias of 0.09 mg/dL (SEM=0.002, p<0.001) versus an IDMS standard.

STEP I. CALIBRATION BETWEEN THE ROCHE COBAS MIRA AND OLYMPUS AU 400E

To account for potential differences between the Roche Cobas Mira assay and the Olympus assay, the central lab undertook several steps for FAVORIT and other ongoing studies at that time. These included:

1. Concurrent assay of 95 random samples on both analyzers in 2004
2. Repeat assay on the Olympus of 364 thawed samples in 2006 from a study of individuals age 60+ with medical comorbidity in 2006 that had been originally measured in 2001-2004 on the Cobas Mira
3. Repeat assay on the Olympus of 29 thawed samples in 2006 that had originally been assayed on the Olympus in late 2004 from the same study of elderly individuals

Table 1. Range of values for serum creatinine (mg/dL) in specimens analyzed for each of the steps described above

	Mean	SD	Minimum	25th %ile	Median	75th %ile	Maximum
Random (N=95) †	2.2	2.5	0.4	1.1	1.5	2.4	21.6
Frozen (N=364)	1.3	0.9	0.5	1.0	1.1	1.4	10.1
Olympus (N=29)	1.4	1.7	0.5	0.7	0.9	1.3	8.6
Data Combined from Frozen and Random Data sets							
Merged (N=458)**	1.5	1.1	0.4	1.0	1.2	1.5	10.1

* Values presented are the results of the initial measurements (either the Roche Cobas Mira for random and frozen groups or the Olympus 2004 for the Olympus group)

† The second highest value in this cohort was 8.1 mg/dL

**Merged data excluded 1 sample with serum creatinine above 20 mg/dL

When comparing two different methods for measurements, regression analysis is often used to estimate the systematic difference between measurements from two different methods. Ordinary least squares regression assumes that only one variable has measurement error, and, therefore, should only be used if the measurements from one of the methods are without random error. This is not the case when comparing two different creatinine assays. Accordingly, the Deming method of regression analysis, which accounts for measurement error in both methods, is often more appropriate. Table 2 below presents the results of several Deming regression models. Of note, there was a single major outlier in the 'Random' sample that was excluded from the second regression model on the random sample.

Table 2. Results of Deming Regression assessing differences between samples analyzed on the Cobas Mira and the Olympus.

Study	No. of Samples	Intercept	95% CI	Slope	95% CI	If Mira = 1 mg/dL	If Mira = 2 mg/dL	If Mira = 3 mg/dL
Random Samples	95	-0.17	-0.21, -0.13	1.05	1.02, 1.07	0.88 mg/dL	1.93 mg/dL	2.98 mg/dL
Frozen Samples	364	-0.20	-0.24, -0.17	1.03	1.00, 1.05	0.83 mg/dL	1.86 mg/dL	2.89 mg/dL
Random Samples **	94	-0.16	-0.28, -0.05	1.04†	0.97, 1.12	0.84 mg/dL	1.84 mg/dL	2.84 mg/dL
Comparison of Samples run in 2004 and 2006 on the Olympus								
Olympus 2004/06*	29	0†	-0.04, 0.04	0.99†	0.96, 1.03	1 mg/dL	2 mg/dL	3 mg/dL
Merged Random and Frozen Samples (excluding sample with creatinine >20 mg/dL)								
Merged Dataset	458	-0.21	-0.25, -0.17	1.04	1.01, 1.07	0.83 mg/dL	1.87 mg/dL	2.91 mg/dL

Random samples refer to fresh specimens run concurrently on both analyzers. Frozen samples refer to samples that were analyzed within 24 hours of phlebotomy over a period of 3 years on the Cobas Mira prior to being frozen and analyzed in 2006 on the Olympus. Olympus 2004/06 samples show results from specimens analyzed within 24 hours of phlebotomy in 2004 on the Olympus and subsequently re-assayed on the Olympus in 2006 using thawed serum.
*For samples run on the Olympus in 2004 and 2006, the dependent variable in regression is the results of assays in 2006 on frozen specimens on the Olympus 2006
**Excludes one measurement with serum creatinine >20 mg/dL; this resulted in a non-significant slope
†, non-significant result not incorporated into adjusted calculations

Conclusions that can be drawn from the above results include:
1. Based on the results on the Olympus in 2004 and 2006, there appears to be little effect of the freeze-thaw or assay drift on serum creatinine results
2. The analyses of random samples and frozen samples reveal a similar bias between analyzers, such that creatinine results generated from the Roche Cobas Mira are significantly higher than those from the Olympus

Based on the above, we elected to merge the random sample and frozen sample data (excluding the individual with a creatinine above 20 mg/dL) to develop a regression equation using Deming regression to adjust the Roche Cobas Mira results to the Olympus. Confidence intervals around the coefficients are presented on the bottom row of Table 2.

Accordingly, we would recommend the following adjustment to all serum creatinine values assayed using the Roche Cobas Mira to achieve calibration to the Olympus:

*Equation 1. Calibrated creatinine = -0.21 + (1.04*Cobas Mira creatinine)*
Equation 2. Calibrated creatinine = Olympus creatinine

Corresponding SAS Code:

```
if .Z<crea3<='06OCT2004'D then crea001=(1.04*crea1)-0.21;
else crea001=crea1;
```

STEP II. ADJUSTMENT TO AN IDMS STANDARD TO PERMIT USE OF THE CKD-EPI EQUATION

The second issue reflects the need to adjust to an IDMS standard in order to use the CKD-EPI equation. The CKD-EPI equation is preferable to the MDRD due to its better overall performance, particularly at higher levels of GFR, reflecting the presence of a 2-slope model in the equation.

From October 2004 to July 21, 2006, the central laboratory used a different Olympus creatinine calibrator (c1/c2, d1/d2). Cross-comparison studies between the earlier calibrator and the DR0070 calibrator showed that no adjustment was required. The central laboratory for FAVORIT was formally calibrated to an IDMS standard in March 2007, using the Olympus DR0070 calibrator. This calibrator was in use as of July 2006 (although not formally assessed against an IDMS standard). The assessments performed in March 2007 revealed that there was no need for adjustment of creatinine results to achieve the IDMS standard. Additionally, data comparing 29 samples from the Olympus in 2004 and 2006 are reassuringly similar, allowing us to use serum creatinine levels without an additional calibration factor.

In sum, we feel comfortable using creatinine results from the Olympus in the CKD-EPI equation without further calibration.

References

Miller WG, Myers GL, Ashwood ER, et al. Creatinine Measurement: State of the Art in Accuracy and Interlaboratory Harmonization. *Arch Pathol Lab Med*. 2005; 129:297–304
Discusses different serum creatinine assays, including those used in FAVORIT.

Stevens LA, Manzi J, Levey AS, et al. Impact of Creatinine Calibration on Performance of GFR Estimating Equations in a Pooled Individual Patient Database. *Am J Kidney Dis* 2007; 50(1): 21-35
Describes the impact of non-calibration on eGFR results.

Weiner DE, Bartolomei K, Scott T, et al. Albuminuria, Cognitive Functioning, and White Matter Hyperintensities in Homebound Elders. *Am J Kidney Dis* 2009; 53(3):438-447

Data from the kidney ancillary of the NAME Study, for which much of the creatinine calibration data described above was obtain

CREATININE – SCREENING SPECIMENS

Matrix:	Serum; Plasma	
Reaction type:	Colorimetric, kinetic	
POA:	Cobas Mira Analyzer	
Reagent:	Roche Diagnostics, Item #47003	
Controls:	Chiron QC 1,2	
Reference Range:	0.5 - 1.3 mg/dL	
CV%	Intra Assay	1.6
	Inter Assay	1.7
	Total	2.7

Reference:

1. Tietz NW. Fundamentals of Clinical Chemistry, 3rd ed., W.B. Saunders, Philadelphia, Pa, pp 673-684 (1987)
2. Jaffe,M: γber den Niederschlag welchem Pikrins≅ure in normalem Harn erzeugt and ηber eine neue Reaktion des Kreatinins. Z Physio.Chem., 10:391, 1886.
3. Larsen, K. 1972. Creatinine Assay by a Reaction Kinetic Principle. Clin Chim Acta 41:209-217.

CREATININE – BASELINE AND FOLLOW-UP SPECIMENS

Matrix:	Serum; Plasma (heparinized)	
Reaction Type:	Modified Jaffe, kinetic	
POA:	Olympus AU400	
Reagent:	Olympus OSR6178	
Calibrator:	Olympus Calibrator (Catalog No. DR0070*)*	
Controls:	Olympus Liquid Chemistry Control, Levels 1 & 2 (Catalog No.DR0066) Bio-Rad Lyphochek Assayed Chemistry Control, Levels 1 & 2 (Order No.: C-310-5 and C315-5)	
Normal Range:	0.5-1.3 mg/dL	
CV%	Intra Assay	2.0
	Inter Assay	4.0

Reference:

1. Jaffe, M.Z., Physiol Chem , 10: 391,1886.
2. Soldin, S.J. et al., Clin Biochem, 11: 82, 1987.
3. Fabiny, D.L. and Ertingshausen, G., Clin Chem, 17: 696, 1971.
4. Cook, J.G.H., Clin Chem Acta, 32: 485, 1971.

GLUCOSE

Matrix:	Serum (fasting); Plasma (fasting/ EDTA, heparin, or sodium flouride); Urine (fresh, random)
Reaction Type:	Enzymatic, kinetic (Hexokinase-UV/NAD)
POA:	Olympus AU400
Reagent:	Olympus OSR6121
Calibrator:	Olympus Calibrator (Catalog No. DR0070)
Controls:	Olympus Liquid Chemistry Control, Levels 1 & 2 (Catalog No. DR0066) Bio-Rad Lyphochek Assayed Chemistry Control, Levels 1 & 2 (Order No. C-310-5 and C315-5)
Normal Range:	*Serum* - 64-112 mg/dL *Urine* - there should be no detectable glucose in urine

CV%:

	Serum	*Urine*
Intra Assay	2.0	3.0
Inter Assay	3.4	3.2

Reference:

1. Stein, M.W., Clinical Methods of Enzymatic Analysis, Academic Press, 117, 1965.

URIC ACID

Matrix:	Serum, Urine
Reaction Type:	Modification of the Fossati method
POA:	Olympus AU400
Reagent:	Olympus OSR6036, OSR6136, OSR6236
Calibrator:	Olympus Calibrator (Catalog No. DR0040)
Controls:	Olympus Liquid Chemistry Control, Levels 1 & 2 (Catalog No. DR0066) Bio-Rad Lyphochek Assayed Chemistry Control, Levels 1 & 2 (Order No. C-310-5 and C315-5)
Normal Range:	*Serum Female* – 2.0-6.0 mg/dL *Serum Male* – 3.1-7.4 mg/dl *Urine* – 250 – 800 mg/24Hr

CV%:

	Serum	*Urine*
Intra Assay	1.5	2.5
Inter Assay	2.5	3.5

Reference:

1. Fossati, P., Prencipe, L., and Berti, G., Clin Chem, 26:227,1980..
2. Tietz, N.W. (ed), Clinical Guide to Laboratory Tests, 2nd Edition, W.B. Saunders, 1990

LIPIDPROTEIN PROFILES

Cholesterol Test (CHOL) - Direct Measurement
Triglyceride Test (TRIG) - Direct Measurement
High Density Lipoprotein Test (HDL) - Direct Measurement
Low Density Lipoprotein (LDL) - Calculated if Triglyceride is <400 (See Below)
Low Density Lipoprotein (LDL) - Direct Measurement if Triglyceride is ≥400
Very Low Density Lipoprotein (VLDL) - Calculated (See Below)

VLDL = TRIG/5
LDL = CHOL - (VLDL + HDL)

CHOLESTEROL

Matrix:	Serum (non-hemolyzed); Plasma (heparinized or EDTA, non-hemolyzed)	
Reaction Type:	Enzymatic,colorimetric,endpoint (Aminoantipyrene/Phenol/Peroxidase)	
POA:	Olympus AU400	
Reagent:	Olympus OSR6116	
Calibrator:	Olympus Calibrator (Catalog No. DR0070)	
Controls:	Olympus Liquid Chemistry Control, Levels 1 & 2 (Catalog No. DR0066) Bio-Rad Lyphochek Assayed Chemistry Control, Levels 1 & 2 (Order No. C-310-5 and C315-5)	
Normal Range:	*Male* - 130-250 mg/dL	
	Female - 130-250 mg/dL	
CV%:	Intra Assay	1.6
	Inter Assay	2.8

Reference:

1. Flegg, H.M., Ann Clin Biochem, 10: 79, 1973.
2. Richmond, W.,, Scand J. Clin Invest, 29, Suppl 126: 3.25, 1972.
3. Hernandez, H.H. and Chaikoff, I.L., J Biol Chem, 228: 447, 1957.
4. Hyun, J., Kothari, E., Herm, E., Treadwell, C.R. and Vahouny, G.V., J Biol Chem, 224: 1937, 1969.
5. Allain, C.C., Poon, L.S., Chan, C.S.G., Richmond, W. and Fu, P.C., Clin Chem, 20: 470, 1974.
6. Rieschlau, P., Bernt, E. and Gruber, W., Z Klin Chem Klin Biochem, 12: 403, 1974.

TRIGLYCERIDES

Matrix:	Serum (recommended, fasting, (≥ 12 hour), non-hemolyzed); Plasma (heparinized or EDTA, non-hemolyzed)	
Reaction Type:	Enzymatic, colorimetric, endpoint (Glycerol Phosphate Oxidase)	
POA:	Olympus AU400	
Reagent:	Olympus OSR6133	
Calibrator:	Olympus Calibrator (Catalog No. DR0070)	
Controls:	Olympus Liquid Chemistry Control, Levels 1 & 2 (Catalog No. DR0066) Bio-Rad Lyphochek Assayed Chemistry Control, Levels 1 & 2 (Order No. C-310-5 and C315-5)	
Normal Range:	*Male* - 50-212 mg/dL *Female* - 41-204 mg/dL	
CV%:	Intra Assay	2.0
	Inter Assay	3.4

Reference:

1. Trinder, P., Ann Clin Biochem, 6: 24, 1969.
2. Bucolo, G. and David. H., Clin Chem 19: 476, 1973.

HIGH DENSITY LIPOPROTEIN (direct-HDL)

Matrix:	Serum; Plasma (heparinized or EDTA, non-hemolyzed)	
Reaction type:	Enzymatic, colorimetric (Enzymatic Accelerator Selective Detergent)	
POA:	Olympus AU400	
Reagent:	Olympus OSR6195	
Calibrator:	Olympus HDL Cholesterol Calibrator (Catalog No. ODC0023)	
Controls:	Biocell Laboratories Bio Lipid Control Tri-Level (Order No.4100-33)	
Normal Range:	30-85 mg/dL	
CV%	Intra Assay	3.0
	Inter Assay	7.0

Reference:

1. Protocol as specified in Olympus AU400 standard operating procedure insert for HDL (Olympus America Inc., 2 Corporate Center Drive, Melville, NY, 11747-3157).

LOW DENSITY LIPOPROTEIN (direct-LDL)

Matrix:	Serum; Plasma (heparinized or EDTA, non-hemolyzed)	
Reaction type:	Enzymatic, colorimetric (Enzymatic Accelerator Selective Detergent)	
POA:	Olympus AU400	
Reagent:	Olympus OSR6196	
Calibrator:	Olympus LDL Cholesterol Calibrator (Catalog No. ODC0024)	
Controls:	Biocell Laboratories Bio Lipid Control Tri-Level (Order No.4100-33)	
Normal Range:	*Adults* 75 - 193 mg/dL	
CV%:	Intra Assay	2.4
	Inter Assay	3.6

Reference:

1. Protocol as specified in Olympus AU400 standard operating procedure insert for LDL (Olympus America Inc., 2 Corporate Center Drive, Melville, NY, 11747-3157).

HOMOCYSTEINE, TOTAL

Matrix:	Plasma or serum
Reaction type:	HPLC, fluorescence
POA:	Waters WISP 717plus, Pump 510, Millennium 32 system
Detector:	Perkin Elmer 650-15 Fluorescence Spectrophotometer
Controls:	Lab Pools only
Reference Range:	6.0 - 15.0 uM/L
CV%	6%

Reference:

1. Araki, A. and Sako, Y. (1987). Determination of free and total homocysteine in human plasma by high-performance liquid chromatography with fluoresence detection. *J Chrom.* **422**, 43-52.

FOLIC ACID

Matrix:	Serum, Heparinized Plasma, Whole blood or packed RBCs
Reaction type:	Boil, competitive, liquid-phase, ligand-labeled, protein binding chemilumniscent assay
POA:	Commercial Kit IMMULITE 1000
Controls:	DPC Con6 tri-level, multi-constituent control
Expected Values:	Serum: 3-17 ng/mL Whole Blood: 43-295 ng/mL Red Cell: 93-641 ng/mL
CV%	Intra 4.2-9.0 % Inter 4.0-8.9 %
Conversion Factor	ng/mL x 2.266 = nmol/L

Reference:

1. Document: IMMULITE Folic Acid (PILKF-4, 2003-08-12), Diagnostic Products Corporation (DCP) Los Angeles, CA 90045-5597.
2. Babson, AL. The DPC Cirrus IMMULITE automated immunoassay system. J Clin Immunoassay 1991; 14:83-8.
3. Babson AL, Olson DR, Palmieri T, Ross AD, Becker DM, Mulqueen PJ. The IMMULITE assay tube: a new approach to heterogeneous ligand assay. Clin Chem 1991; 37:1521-2.
4. Chan DW, editor. Immunoassay: a pratical guide. New York. Academic Press, 1987.

VITAMIN B12

Matrix:	Serum or Heparinized Plasma
Reaction type:	Preliminary heat denaturation step Chemiluminescent, competitive immunometric assay
POA:	Commercial Kit IMMULITE 1000
Controls:	DPC Con6 tri-level, multi-constituent control
Expected Values:	174-878 pg/mL
CV%	Intra 5.3-11.4 % Inter 6.1-17 %
Conversion Factor	pg/mL x 0.7378 = pmol/L

Reference:

1. Document: IMMULITE Vitamin B12 (PILKVB-5, 2003-08-12), Diagnostic Products Corporation (DCP) Los Angeles, CA 90045-5597.
2. Babson, AL. The DPC Cirrus IMMULITE automated immunoassay system. J Clin Immunoassay 1991; 14:83-8.
3. Babson AL, Olson DR, Palmieri T, Ross AD, Becker DM, Mulqueen PJ. The IMMULITE assay tube: a new approach to heterogeneous ligand assay. Clin Chem 1991; 37:1521-2.
4. Chan DW, editor. Immunoassay: a pratical guide. New York. Academic Press, 1987.

PYRIDOXAL PHOSPHATE

Matrix:	Serum or Plasma	
Reaction type:	Radio-enzymatic	
POA:	Beckman LS 6500 Scintillation Counter	
Normal Range:	14.7-72.8 nmol/L	
CV%	Intra Assay	5%
	Inter Assay	6-8%

Reference:

1. Camp, M.V., Chipponi, J. and Faraj, B.A. (1983). Radioenzymatic assay for Direct measurement of plasma pyridoxal 5'-phosphate. *Clin Chem.* **29**, 642-644.
2. Hamfelt, A. (1962). A Method of Determining Pyridoxal Phosphate in Blood by Decarboxylation of L-tyrosine-^{14}C (U). *Clin Chim Acta.* **7**, 746-748.
3. Maruyama, H., Coursin, D.B. (1968). Enzymic Assay of Pyridoxal Phosphate Using Tyrosine Apodecarboxylase and Tyrosine-1-^{14}C. *Anal Biochem.* **26**, 420-429.
4. Sundaresan, P.R., Coursin, D.B. (1970). Microassay of Pyridoxal Phosphate Using L-tyrosine 1-^{14}C and Tyrosine Apodecarboxylase. *Methods in Enzymology.* **18**, 509-512.

Urine Creatinine

Matrix:	Urine – if urine must be collected using a preservative for other analytes, 6N HCl or Boric Acid can be used.
Reaction Type:	Modified Jaffe, kinetic
POA:	Olympus AU400
Reagent:	Olympus OSR6178
Calibrator:	NERL Diagnostics Creatinine Stock Standard 100mg/dL (Manufacturer No: NERL 5045)
Controls:	Bio-Rad Lyphochek Quantitative Urine Control Levels 1 & 2 (Order No.: Normal (1) 376, Abnormal (2) 377, Bilevel MiniPak 375x
Normal Range:	Male - 14-26 g/24 hours Female - 11-20 g/24 hours
CV%	Intra Assay 2.0 Inter Assay 4.0

Reference:

1. Jaffe, M.Z., Physiol Chem , 10: 391, 1886.
2. Soldin, S.J. et al., Clin Biochem, 11: 82, 1987.
3. Fabiny, D.L. and Ertingshausen, G., Clin Chem, 17: 696, 1971.
4. Cook, J.G.H., Clin Chem Acta, 32: 485, 1971.

Urine Microalbumin

Matrix:	Urine – if urine must be collected using a preservative for other analytes, 6N HCl or Boric Acid can be used.
Reaction Type:	Immunoturbidimetric
POA:	Olympus AU400
Reagent:	Olympus OSR6167
Calibrator:	Olympus Calibrator (Catalog No. ODR3024)
Controls:	Bio-Rad Lyphochek Quantitative Urine Control Levels 1 & 2 (Order No.: Normal (1) 376, Abnormal (2) 377, Bilevel MiniPak 375x
Normal Range:	< 30 mg/24 hours
CV%	Intra Assay 2.0 Inter Assay 4.0

Reference:

1. Wild D (Ed.)., The Immunology Handbook. 1994.
2. Tietz, N.W., Textbook of Clinical Chemistry Second Edition, Burtis E.A. and Ashwood, E.R., eds. W.B. Saunders Company, 1994.
3. CLS/NCCLS, Interference Test in Clinical Chemistry, EP7-P, 1986.
4. CLS/NCCLS Evaluation Protocol EPS-T2., 1992.

NIDDK Closure Data Dictionary - Based on data retrieved May 17, 2010
Contents and Listing of 10 Obs. from Dataset CREA

Data Set Name	CREA_NIDDKv1	Observations	7261
Created	February 6, 2013	Variables	10
Last Modified	February 6, 2013		

#	Variable	Type	Length	Format	Skip Details	Label	Coding if Categorical	Version Change
1	BLINDID	Char	4	$4.		Blind ID		
2	VERS	Char	1	$1.		Form Version		
4	VISIT	Num	8			Study Contact Occasion		
5	FSEQNO	Num	8			Form Sequence Number		
6	CREA1	Num	8			CREATININE VALUE - MG/DL (CREA1)		
3	CREA2	Char	1	$1.		SPECIMEN CODE (CREA2)	A=Normal B=Hemolyzed C=Thawed D=Insufficient volume E=No sample F=Instrument failure G=Techinician error H=Other	
7	CREA3	Num	8	MMDDYY10.		DATE ANALYZED (CREA3)		
9	CREA3D	Char	2			Day of DATE ANALYZED (CREA3)		
8	CREA3M	Char	2			Month of DATE ANALYZED (CREA3)		
10	CREA3Y	Char	4			Year of DATE ANALYZED (CREA3)		

Obs	BLINDID	VERS	CREA2	VISIT	FSEQNO	CREA1	CREA3	CREA3M	CREA3D	CREA3Y
1	0001	A	A	0	0	2.1	05/21/2003	05	21	2003
2	0002	A	A	0	0	1.2	07/16/2002	07	16	2002
3	0003	A	A	0	0	1.7	02/21/2003	02	21	2003
4	0004	A	A	0	0	1.8	03/06/2003	03	06	2003
5	0005	A	A	0	0	1.7	02/21/2003	02	21	2003
6	0006	A	A	0	0	2.6	01/08/2003	01	08	2003

Obs	*BLINDID*	*VERS*	*CREA2*	*VISIT*	*FSEQNO*	*CREA1*	*CREA3*	*CREA3M*	*CREA3D*	*CREA3Y*
7	0007	A	A	0	0	2.1	04/30/2003	04	30	2003
8	0008	A	A	0	0	2.3	08/06/2003	08	06	2003
9	0009	A	A	0	0	1.8	12/20/2002	12	20	2002
10	0010	A	A	0	0	2.0	07/09/2003	07	09	2003

Form Version		
VERS	*Frequency*	*Percent*
A	7261	100.00

SPECIMEN CODE (CREA2)		
CREA2	*Frequency*	*Percent*
A	7261	100.00

Analysis Variable : CREA1 CREATININE VALUE - MG/DL (CREA1)					
N	*Mean*	*Median*	*Std Dev*	*Minimum*	*Maximum*
7261	1.63	1.50	0.56	0.50	8.20

NIDDK Closure Data Dictionary - Based on data retrieved May 17, 2010

CREA : CREATININE VALUE - MG/DL (CREA1)

	N	%
Missing Values	0	0.0

Quantiles	
Min	0.5
1%	0.8
5%	0.9
10%	1.0
25% Q1	1.2
50% Med	1.5
75% Q3	1.9
90%	2.3
95%	2.6
99%	3.3
Max	8.2

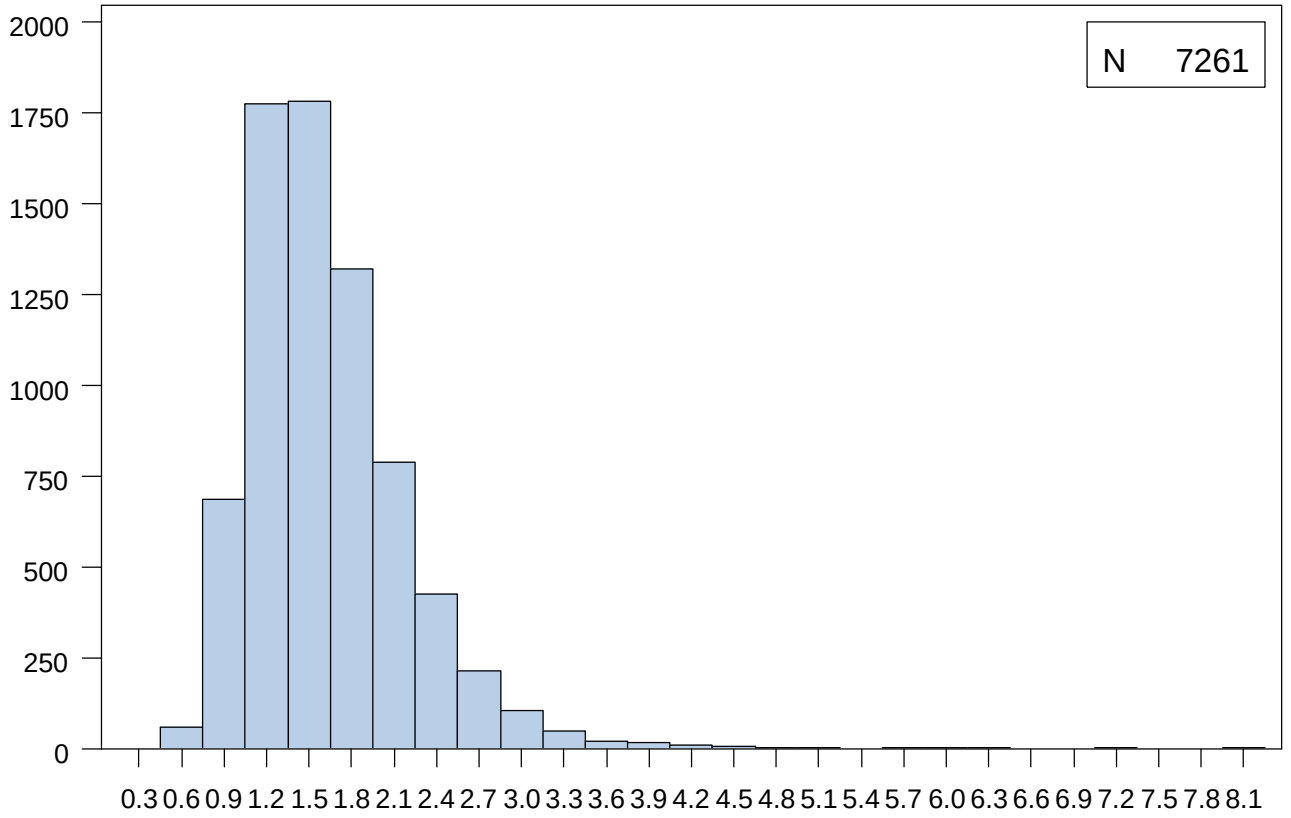

Extremes	
Lowest	N
0.5	3
0.6	12
0.7	42
0.8	137
0.9	189
Highest	N
6.0	1
6.4	1
7.1	1
7.2	1
8.2	1

Mean	1.6	Median	1.5	Mode	1.4
Standard Deviation	0.6	Interquartile Range	0.7	Range	7.7

Data Set Name	ICTA_NIDDKv1	Observations	7256
Created	February 6, 2013	Variables	18
Last Modified	February 6, 2013		

#	*Variable*	*Type*	*Length*	*Format*	*Skip Details*	*Label*	*Coding if Categorical*	*Version Change*
1	BLINDID	Char	4	$4.		Blind ID		
2	VERS	Char	1	$1.		Form Version		
12	VISIT	Num	8			Study Contact Occasion		
13	FSEQNO	Num	8			Form Sequence Number		
3	ICTA1	Char	1	$1.	Skip Q 2-9 if F	TYPE OF CONSENT (ICTA1)	F=Full P=Partial	
4	ICTA2	Char	1	$1.	Skip Q 3 if N	ANY RESTRICTIONS ON USE/STORAGE OF DNA (ICTA2)	Y=Yes N=No	
5	ICTA3	Char	1	$1.		RESTRICTION ON USE/STORAGE DNA (ICTA3)	C=Use for CVD or renal research only F=Use for FAVORIT study only N=No use/storage of DNA O=Other	
6	ICTA4	Char	1	$1.	Skip Q 5 if N	ANY RESTRICTIONS ON STORED BLOOD (ICTA4)	Y=Yes N=No	
7	ICTA5	Char	1	$1.		RESTRICTION ON STORED BLOOD (ICTA5)	C=Use for CVD or renal research only F=Use for FAVORIT study only N=No use/storage of archived blood O=Other	
8	ICTA6	Char	1	$1.	Skip Q 7 if N	ANY RESTRICTIONS ON STORED URINE (ICTA6)	Y=Yes N=No	
9	ICTA7	Char	1	$1.		RESTRICTION ON STORED URINE (ICTA7)	C=Use for CVD or renal research only F=Use for FAVORIT study only N=No use/storage of urine O=Other	

#	Variable	Type	Length	Format	Skip Details	Label	Coding if Categorical	Version Change
10	ICTA8	Char	1	$1.		PERMISSION GRANTED TO ACCESS MED REC (ICTA8)	Y=Yes, full access N=No access P=Partial access	
11	ICTA9	Char	1	$1.		PERMISSION GRANTED TO CONTACT INFORMANTS (ICTA9)	Y=Yes, full contact N=No contact L=Limited contact	
14	ICTA10	Num	8	MMDDYY10.		DATE INFORMED CONSENT OBTAINED MM/DD/YYYY (ICTA10)		
16	ICTA10D	Char	2			Day of DATE INFORMED CONSENT OBTAINED MM/DD/YYYY (ICTA10)		
15	ICTA10M	Char	2			Month of DATE INFORMED CONSENT OBTAINED MM/DD/YYYY (ICTA10)		
17	ICTA10Y	Char	4			Year of DATE INFORMED CONSENT OBTAINED MM/DD/YYYY (ICTA10)		
18	BLIND_STAFF_ID	Char	3			STAFF INITIALS (ICTA11)		

Obs	BLINDID	VERS	ICTA1	ICTA2	ICTA3	ICTA4	ICTA5	ICTA6	ICTA7	ICTA8	ICTA9	VISIT	FSEQNO	ICTA10	ICTA10M	ICTA10D	ICTA10Y	BLIND_STAFF_ID
1	0001	A	P	Y	O	Y	O	Y	O	Y	Y	0	0	05/16/2003	05	16	2003	138
2	0002	A	F									0	0	07/01/2003	07	01	2003	322
3	0003	A	F									0	0	02/04/2003	02	04	2003	297
4	0004	A	F									0	0	01/11/2006	01	11	2006	025
5	0005	A	P	Y	O	Y	O	Y	O	Y	Y	0	0	02/14/2003	02	14	2003	138
6	0006	A	P	Y	C	Y	C	Y	C	Y	Y	0	0	05/25/2004	05	25	2004	156
7	0007	A	F									0	0	04/22/2003	04	22	2003	072
8	0008	A	F									0	0	08/04/2003	08	04	2003	181
9	0009	A	F									0	0	12/13/2002	12	13	2002	137
10	0010	A	F									0	0	07/07/2003	07	07	2003	181

Form Version

VERS	Frequency	Percent
A	7256	100.00

TYPE OF CONSENT (ICTA1)

ICTA1	Frequency	Percent
F	5246	72.30
P	1996	27.51
Missing	14	0.19

ANY RESTRICTIONS ON USE/STORAGE OF DNA (ICTA2)

ICTA2	Frequency	Percent
N	13	0.18
Y	1983	27.33
Missing	5260	72.49

RESTRICTION ON USE/STORAGE DNA (ICTA3)

ICTA3	Frequency	Percent
C	84	1.16
F	141	1.94
N	560	7.72
O	1198	16.51
Missing	5273	72.67

ANY RESTRICTIONS ON STORED BLOOD (ICTA4)

ICTA4	Frequency	Percent
N	54	0.74
Y	1943	26.78
Missing	5259	72.48

RESTRICTION ON STORED BLOOD (ICTA5)

ICTA5	Frequency	Percent
C	139	1.92
F	216	2.98
N	94	1.30
O	1494	20.59
Missing	5313	73.22

ANY RESTRICTIONS ON STORED URINE (ICTA6)

ICTA6	Frequency	Percent
N	60	0.83
Y	1935	26.67
Missing	5261	72.51

RESTRICTION ON STORED URINE (ICTA7)

ICTA7	Frequency	Percent
C	136	1.87
F	216	2.98
N	92	1.27
O	1492	20.56
Missing	5320	73.32

PERMISSION GRANTED TO ACCESS MED REC (ICTA8)

ICTA8	Frequency	Percent
N	24	0.33
P	5	0.07
Y	1968	27.12
Missing	5259	72.48

PERMISSION GRANTED TO CONTACT INFORMANTS (ICTA9)

ICTA9	Frequency	Percent
L	758	10.45
N	28	0.39
Y	1208	16.65
Missing	5262	72.52

Data Set Name	SPC_NIDDKv1	Observations	7266
Created	February 6, 2013	Variables	47
Last Modified	February 6, 2013		

#	Variable	Type	Length	Format	Skip Details	Label	Coding if Categorical	Version Change
1	BLINDID	Char	4	$4.		Blind ID		
2	VERS	Char	1	$1.		Form Version		
8	VISIT	Num	8			Study Contact Occasion		
9	FSEQNO	Num	8			Form Sequence Number		
11	SPC1	Num	8	MMDDYY10.		DATE OF BIRTH (SPCA1)		
17	SPC1D	Char	2			Day of DATE OF BIRTH (SPCA1)		
14	SPC1M	Char	2			Month of DATE OF BIRTH (SPCA1)		
20	SPC1Y	Char	4			Year of DATE OF BIRTH (SPCA1)		
3	SPC2	Char	1	$1.		GENDER (SPC2) DERIVE VARIABLE IS IDENTICAL TO SPC ITEM 2	M=Male F=Female	
10	SPC3	Num	8			WEIGHT-LBS (SPCA3)		
31	SPC4A	Char	1	$1.		AMERICAN INDIAN/ALASKA NATIVE (SPCB4A,SPCC4A)	Y=Yes N=No	Moved from REL to SPC 4/11/03
32	SPC4B	Char	1	$1.		ASIAN (SPCB4B,SPCC4B)	Y=Yes N=No	Moved from REL to SPC 4/11/03
33	SPC4C	Char	1	$1.		BLACK/AFRICAN AMERICAN (SPCB4C,SPCC4C)	Y=Yes N=No	Moved from REL to SPC 4/11/03
34	SPC4D	Char	1	$1.		Day of DATE OF BLOOD DRAW (SPCA4,SPCB7,SPCC10)	Y=Yes N=No	Moved from REL to SPC 4/11/03
18	SPC4DA	Char	2			DAY OF BLOOD DRAW (SPCA4,SPCB7,SPCC10)		
35	SPC4E	Char	1	$1.		WHITE (SPCB4E,SPCC4E)	Y=Yes N=No	Moved from REL to SPC 4/11/03
15	SPC4M	Char	2			Month of DATE OF BLOOD DRAW (SPCA4,SPCB7,SPCC10)		

#	Variable	Type	Length	Format	Skip Details	Label	Coding if Categorical	Version Change
21	SPC4Y	Char	4			Year of DATE OF BLOOD DRAW (SPCA4,SPCB7,SPCC10)		
36	SPC5	Char	1	$1.		ETHNIC ID: HISPANIC/LATINO OR NOT (SPCB5,SPCC5)	H=Hispanic or Latino N=Neither Hispanic or Latino	Moved from REL to SPC 4/11/03
37	SPC6	Char	1	$1.		GRAFT FROM LIVE RELATIVE/CADAVER (SPCB6,SPCC6)	L=Living related donor U=Living unrelated donor C=Cadaver donor	Moved from REL to SPC 4/11/03
39	SPCC7	Num	8	MMDDYY10.		DATE CURRENT KIDNEY GRAFT PERFORMED (SPCC7)		Added 12/12/03
43	SPCC7D	Char	2			Day of DATE CURRENT KIDNEY GRAFT PERFORMED (SPCC7)		
41	SPCC7M	Char	2			Month of DATE CURRENT KIDNEY GRAFT PERFORMED (SPCC7)		
45	SPCC7Y	Char	4			Year of DATE CURRENT KIDNEY GRAFT PERFORMED (SPCC7)		
38	SPCC8	Char	1	$1.	Skip Q 9 if N	PANCREAS TRANSPLANT (SPCC8)	Y=Yes N=No	Added 12/12/03
40	SPCC9	Num	8	MMDDYY10.		DATE OF PANCREAS TRANSPLANT (SPCC9)		Added 12/12/03
44	SPCC9D	Char	2			Day of DATE OF PANCREAS TRANSPLANT (SPCC9)		
42	SPCC9M	Char	2			Month of DATE OF PANCREAS TRANSPLANT (SPCC9)		
46	SPCC9Y	Char	4			Year of DATE OF PANCREAS TRANSPLANT (SPCC9)		
12	SPC4	Num	8	MMDDYY10.		DATE OF BLOOD DRAW (SPCA4,SPCB7,SPCC10)		
23	SPC5A	Num	8	TIME5.		TIME OF BLOOD DRAW-HH:MM (SPCA5A,SPCB8A,SPCC11A)		
25	SPC5AH	Char	2			TIME OF BLOOD DRAW - HOURS		
29	SPC5A_2401	Num	8	TIME5.		TIME OF BLOOD DRAW - 24 HOUR CLOCK		
4	SPC5B	Char	1	$1.		TIME OF BLOOD DRAW-AM,PM (SPCA5B,SPCB8B,SPCC11B)	A=AM P=PM	

#	Variable	Type	Length	Format	Skip Details	Label	Coding if Categorical	Version Change
13	SPC6A	Num	8	MMDDYY10.		DATE OF LAST INGESTION (SPCA6A,SPCB9A,SPCC12A)		
19	SPC6AD	Char	2			Day of DATE OF LAST INGESTION (SPCA6A,SPCB9A,SPCC12A)		
16	SPC6AM	Char	2			Month of DATE OF LAST INGESTION (SPCA6A,SPCB9A,SPCC12A)		
22	SPC6AY	Char	4			Year of DATE OF LAST INGESTION (SPCA6A,SPCB9A,SPCC12A)		
24	SPC6B	Num	8	TIME5.		TIME OF LAST INGESTION-HH:MM (SPCA6b,SPCB9B,SPCC12B)		
26	SPC6BH	Char	2			TIME OF LAST INGESTION - HOURS		
28	SPC6BM	Char	2			TIME OF LAST INGESTION - MINUTES		
30	SPC6B_2401	Num	8	TIME5.		TIME OF LAST INGESTION - 24 HOUR CLOCK		
5	SPC6C	Char	1	$1.		TIME OF LAST INGESTION-AM,PM (SPCA6C,SPCB9C,SPCC12C)	A=AM P=PM	
6	SPC7A	Char	1	$1.		COLLECTED LAVENDER TOP TUBE-5ML (SPCA7A,SPCB10A,SPCC13A)	Y=Yes N=No	
7	SPC7B	Char	1	$1.		COLLECTED MARBLE TOP TUBE-5ML (SPCA7B,SPCB10B,SPCC13B)	Y=Yes N=No	
27	SPCC5AM	Char	2					
47	BLIND_STAFF_ID	Char	3			PHLEBOTOMIST INITIALS (SPCA8,SPCB11,SPCC14)		

Obs	BLINDID	VERS	SPC2	SPC5B	SPC6C	SPC7A	SPC7B	VISIT	FSEQNO	SPC3	SPC1	SPC4	SPC6A	SPC1M	SPC4M	SPC6AM	SPC1D
1	0001	A	M	A	A	Y	Y	0	0	211	07/09/1937	05/16/2003	05/16/2003	07	05	05	09
2	0002	A	F	P	P	Y	Y	0	0	160	03/03/1951	07/08/2002	07/08/2002	03	07	07	03
3	0003	A	M	A	P	Y	Y	0	0	201	05/08/1953	02/04/2003	02/03/2003	05	02	02	08
4	0004	A	F	P	P	Y	Y	0	0	135	06/27/1947	02/26/2003	02/26/2003	06	02	02	27
5	0005	A	F	A	A	Y	Y	0	0	145	09/13/1954	02/14/2003	02/14/2003	09	02	02	13

Obs	BLINDID	VERS	SPC2	SPC5B	SPC6C	SPC7A	SPC7B	VISIT	FSEQNO	SPC3	SPC1	SPC4	SPC6A	SPC1M	SPC4M	SPC6AM	SPC1D
6	0006	A	M	P	P	Y	Y	0	0	205	03/25/1952	01/02/2003	01/01/2003	03	01	01	25
7	0007	A	M	A	A	Y	Y	0	0	124	04/28/1948	04/22/2003	04/22/2003	04	04	04	28
8	0008	B	M	A	P	Y	Y	0	0	200	11/30/1957	08/04/2003	08/03/2003	11	08	08	30
9	0009	A	M	A	A	Y	Y	0	0	169	01/30/1959	12/13/2002	12/13/2002	01	12	12	30
10	0010	A	M	A	A	Y	Y	0	0	188	02/14/1954	07/07/2003	07/07/2003	02	07	07	14

Obs	SPC4DA	SPC6AD	SPC1Y	SPC4Y	SPC6AY	SPC5A	SPC6B	SPC5AH	SPC6BH	SPCC5AM	SPC6BM	SPC5A_2401	SPC6B_2401	SPC4A	SPC4B
1	16	16	1937	2003	2003	9:41	5:30	09	05	41	30	9:41	5:30		
2	08	08	1951	2002	2002	2:40	12:30	02	12	40	30	14:40	12:30		
3	04	03	1953	2003	2003	9:14	6:30	09	06	14	30	9:14	18:30		
4	26	26	1947	2003	2003	2:13	1:50	02	01	13	50	14:13	13:50		
5	14	14	1954	2003	2003	10:40	9:00	10	09	40	00	10:40	9:00		
6	02	01	1952	2003	2003	12:20	6:00	12	06	20	00	12:20	18:00		
7	22	22	1948	2003	2003	9:15	9:00	09	09	15	00	9:15	9:00		
8	04	03	1957	2003	2003	9:40	6:00	09	06	40	00	9:40	18:00	N	N
9	13	13	1959	2002	2002	9:25	7:15	09	07	25	15	9:25	7:15		
10	07	07	1954	2003	2003	9:50	6:30	09	06	50	30	9:50	6:30		

Obs	SPC4C	SPC4D	SPC4E	SPC5	SPC6	SPCC8	SPCC7	SPCC9	SPCC7M	SPCC9M	SPCC7D	SPCC9D	SPCC7Y	SPCC9Y	BLIND_STAFF_ID
1															138
2															322
3															297
4															261
5															138
6															144
7															229
8	N	N	Y	N	C										388

Obs	*SPC4C*	*SPC4D*	*SPC4E*	*SPC5*	*SPC6*	*SPCC8*	*SPCC7*	*SPCC9*	*SPCC7M*	*SPCC9M*	*SPCC7D*	*SPCC9D*	*SPCC7Y*	*SPCC9Y*	*BLIND_STAFF_ID*
9															388
10															060

Form Version

VERS	Frequency	Percent
A	1635	22.50
B	1469	20.22
C	4162	57.28

GENDER (SPC2) DERIVE VARIABLE IS IDENTICAL TO SPC ITEM 2

SPC2	Frequency	Percent
F	2762	38.01
M	4504	61.99

AMERICAN INDIAN/ALASKA NATIVE (SPCB4A,SPCC4A)

SPC4A	Frequency	Percent
N	5494	75.61
Y	99	1.36
Missing	1673	23.03

ASIAN (SPCB4B,SPCC4B)

SPC4B	Frequency	Percent
N	5417	74.55
Y	179	2.46
Missing	1670	22.98

BLACK/AFRICAN AMERICAN (SPCB4C,SPCC4C)

SPC4C	Frequency	Percent
N	4513	62.11
Y	1090	15.00
Missing	1663	22.89

Day of DATE OF BLOOD DRAW (SPCA4,SPCB7,SPCC10)

SPC4D	Frequency	Percent
N	5573	76.70
Y	24	0.33
Missing	1669	22.97

WHITE (SPCB4E,SPCC4E)

SPC4E	Frequency	Percent
N	1340	18.44
Y	4269	58.75
Missing	1657	22.80

ETHNIC ID: HISPANIC/LATINO OR NOT (SPCB5,SPCC5)

SPC5	Frequency	Percent
H	1089	14.99
N	4530	62.35
Missing	1647	22.67

GRAFT FROM LIVE RELATIVE/CADAVER (SPCB6,SPCC6)

SPC6	Frequency	Percent
C	3023	41.60
L	1969	27.10
U	595	8.19
Missing	1679	23.11

PANCREAS TRANSPLANT (SPCC8)

SPCC8	Frequency	Percent
N	3832	52.74
Y	318	4.38
Missing	3116	42.88

TIME OF BLOOD DRAW-AM,PM (SPCA5B,SPCB8B,SPCC11B)

SPC5B	Frequency	Percent
A	5896	81.15
P	1346	18.52
Missing	24	0.33

TIME OF LAST INGESTION-AM,PM (SPCA6C,SPCB9C,SPCC12C)

SPC6C	Frequency	Percent
A	3799	52.28
P	3390	46.66
Missing	77	1.06

COLLECTED LAVENDER TOP TUBE-5ML (SPCA7A,SPCB10A,SPCC13A)

SPC7A	*Frequency*	*Percent*
N	8	0.11
Y	7250	99.78
Missing	8	0.11

COLLECTED MARBLE TOP TUBE-5ML (SPCA7B,SPCB10B,SPCC13B)

SPC7B	*Frequency*	*Percent*
N	20	0.28
Y	7240	99.64
Missing	6	0.08

Analysis Variable : SPC3 WEIGHT-LBS (SPCA3)

N	*Mean*	*Median*	*Std Dev*	*Minimum*	*Maximum*
7263	184.92	180.00	44.49	77.00	407.00

NIDDK Closure Data Dictionary - Based on data retrieved May 17, 2010

SPC : WEIGHT-LBS (SPCA3)

	N	%
Missing Values	3	0.0

Quantiles	
Min	77.0
1%	107.0
5%	122.0
10%	132.0
25% Q1	153.0
50% Med	180.0
75% Q3	211.0
90%	245.0
95%	267.0
99%	315.0
Max	407.0

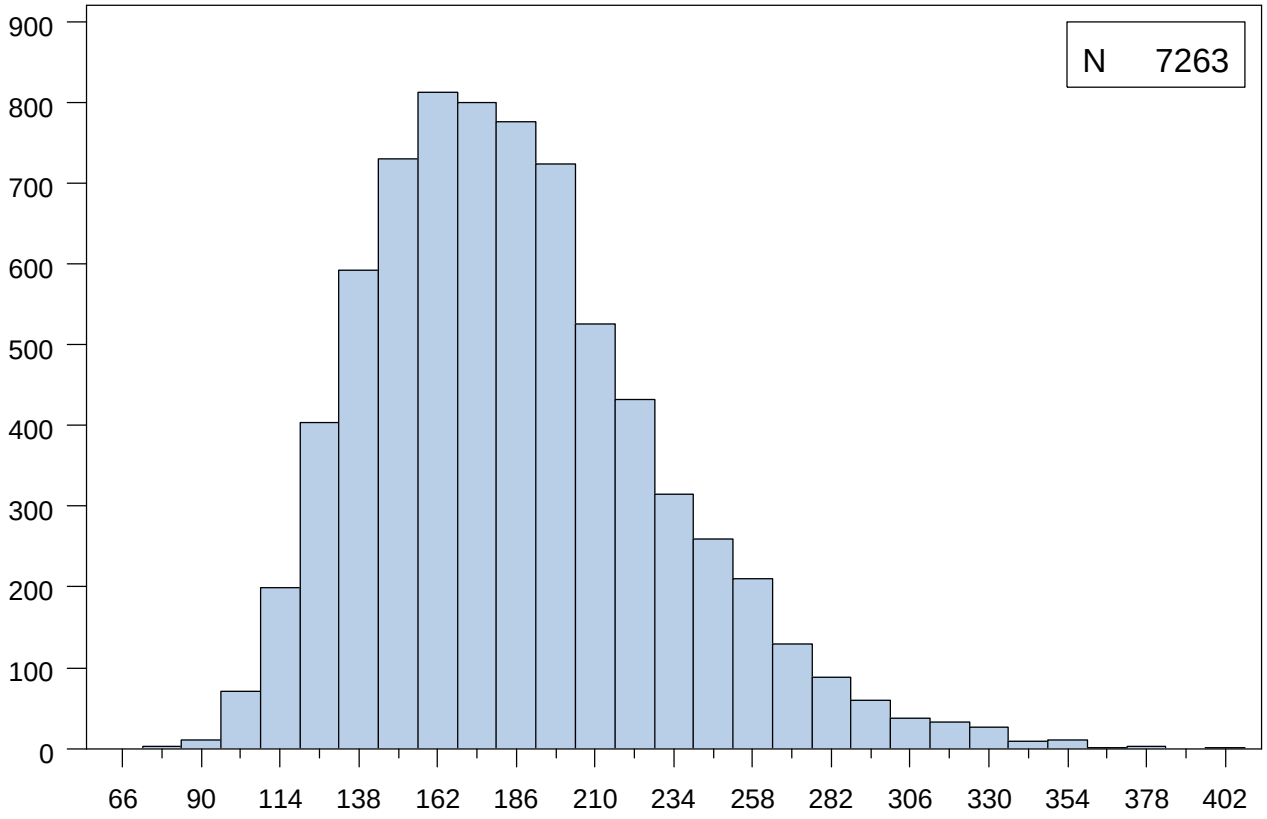

Extremes	
Lowest	N
77.0	1
83.0	1
86.0	1
87.0	1
91.0	1
Highest	N
359.0	1
371.0	1
379.0	1
383.0	1
407.0	1

Mean	184.9	Median	180.0	Mode	160.0
Standard Deviation	44.5	Interquartile Range	58.0	Range	330.0

Data Set Name	SPP_NIDDKv1	Observations	7262
Created	February 6, 2013	Variables	71
Last Modified	February 6, 2013		

#	Variable	Type	Length	Format	Skip Details	Label	Coding if Categorical	Version Change
1	BLINDID	Char	4	$4.		Blind ID		
2	VERS	Char	1	$1.		Form Version		
22	VISIT	Num	8			Study Contact Occasion		
23	FSEQNO	Num	8			Form Sequence Number		
36	SPP1A	Num	8	TIME5.		TIME OF CENTRIFUGATION HH:MM (SPPA1A,SPPB1A)		
38	SPP1AH	Char	2			TIME OF CENTRIFUGATION - HOURS		
40	SPP1AM	Char	2			TIME OF CENTRIFUGATION - MINUTES		
42	SPP1A_2401	Num	8	TIME5.		TIME OF CENTRIFUGATION - 24 HOUR CLOCK		
3	SPP1B	Char	1	$1.		TIME OF CENTRIFUGATION AM/PM (SPPA1B,SPPB1B)	A=AM P=PM	
37	SPP2A	Num	8	TIME5.		TIME ALIQUOT PUT IN FREEZER HH:MM (SPPA2A,SPPB2A)		
39	SPP2AH	Char	2			TIME ALIQUOT PUT IN FREEZER - HOURS		
41	SPP2AM	Char	2			TIME ALIQUOT PUT IN FREEZER - MINUTES		
43	SPP2A_2401	Num	8	TIME5.		TIME ALIQUOT PUT IN FREEZER - 24 HOUR CLOCK		
4	SPP2B	Char	1	$1.		TIME ALIQUOT PUT IN FREEZER AM/PM (SPPA2B,SPPB2B)	A=AM P=PM	
24	SPP3	Num	8	MMDDYY10.		DATE OF PROCESSING (SPPA3,SPPB3)		
30	SPP3D	Char	2			Day of DATE OF PROCESSING (SPPA3,SPPB3)		
27	SPP3M	Char	2			Month of DATE OF PROCESSING (SPPA3,SPPB3)		

#	Variable	Type	Length	Format	Skip Details	Label	Coding if Categorical	Version Change
33	SPP3Y	Char	4			Year of DATE OF PROCESSING (SPPA3,SPPB3)		
5	SPP5A	Char	1	$1.	Skip Q 5b, 5c if N	LT1 (THCY) COLLECTED (SPPA5A,SPPB5A)	Y=Yes N=No	
6	SPP5B	Char	1	$1.		LT1 (THCY) HEMOLYZED (SPPA5B,SPPB5B)	Y=Yes N=No	
25	SPP5C	Num	8	MMDDYY10.		LT1 (THCY) SHIP DATE (SPPA5C,SPPB5C)		
31	SPP5CD	Char	2			Day of LT1 (THCY) SHIP DATE (SPPA5C,SPPB5C)		
28	SPP5CM	Char	2			Month of LT1 (THCY) SHIP DATE (SPPA5C,SPPB5C)		
34	SPP5CY	Char	4			Year of LT1 (THCY) SHIP DATE (SPPA5C,SPPB5C)		
7	SPP6A	Char	1	$1.	Skip Q 6b, 6c if N	LT2 (ARCHIVE) COLLECTED (SPPA6A,SPPB6A)	Y=Yes N=No	
8	SPP6B	Char	1	$1.		LT2 (ARCHIVE) HEMOLYZED (SPPA6B,SPPB6B)	Y=Yes N=No	
9	SPP6C	Char	3	$3.		LT2 (ARCHIVE) STORAGE BOX NO (SPPA6C,SPPB6C)		
10	SPP7A	Char	1	$1.	Skip Q 7c if N	LT3 (BUFFY COAT) COLLECTED (SPPA7A,SPPB7A)	Y=Yes N=No	
11	SPP7C	Char	3	$3.		LT3 (BUFFY COAT) STORAGE BOX NO (SPPA7C,SPPB7C)		
12	SPP8A	Char	1	$1.	Skip Q 8c if N	LT4 (RBC) COLLECTED (SPPA8A,SPPB8A)	Y=Yes N=No	
13	SPP8C	Char	3	$3.		LT4 (RBC) STORAGE BOX NO (SPPA8C,SPPB8C)		
14	SPP9A	Char	1	$1.	Skip Q 9b, 9c if N	MT1 (CREATININE) COLLECTED (SPPA9A,SPPB9A)	Y=Yes N=No	
15	SPP9B	Char	1	$1.		MT1 (CREATININE) HEMOLYZED (SPPA9B,SPPB9B)	Y=Yes N=No	
26	SPP9C	Num	8	MMDDYY10.		MT1 (CREATININE) SHIP DATE (SPPA9C,SPPB9C)		

#	Variable	Type	Length	Format	Skip Details	Label	Coding if Categorical	Version Change
32	SPP9CD	Char	2			Day of MT1 (CREATININE) SHIP DATE (SPPA9C,SPPB9C)		
29	SPP9CM	Char	2			Month of MT1 (CREATININE) SHIP DATE (SPPA9C,SPPB9C)		
35	SPP9CY	Char	4			Year of MT1 (CREATININE) SHIP DATE (SPPA9C,SPPB9C)		
16	SPP10A	Char	1	$1.	Skip Q 10b, 10c if N	MT2 (GLUCOSE) COLLECTED (SPPA10A,SPPB10A)	Y=Yes N=No	
17	SPP10B	Char	1	$1.		MT2 (GLUCOSE) HEMOLYZED (SPPA10B,SPPB10B)	Y=Yes N=No	
18	SPP10C	Char	3	$3.		MT2 (GLUCOSE) STORAGE BOX NO (SPPA10C,SPPB10C)		
19	SPP11A	Char	1	$1.	Skip Q 11b, 11c if N	MT3 (ARCHIVE) COLLECTED (SPPA11A,SPPB11A)	Y=Yes N=No	
20	SPP11B	Char	1	$1.		MT3 (ARCHIVE) HEMOLYZED (SPPA11B,SPPB11B)	Y=Yes N=No	
21	SPP11C	Char	3	$3.		MT3 (ARCHIVE) STORAGE BOX NO (SPPA11C,SPPB11C)		
44	SPP12	Char	1	$1.	Skip Q 13-20c if N	BRM TUBE COLLECTED AND PROCESSED (SPPB12)	Y=Yes N=No	Added 5/19/03
45	SPP14A	Char	1	$1.	Skip Q 14b, 14c if N	BRM LT1 (THCY) COLLECTED (SPPB14A)	Y=Yes N=No	Added 5/19/03
46	SPP14B	Char	1	$1.		BRM LT1 (THCY) HEMOLYZED (SPPB14B)	Y=Yes N=No	Added 5/19/03
62	SPP14C	Num	8	MMDDYY10.		BRM LT1 (THCY) SHIP DATE (SPPB14C)		Added 5/19/03
66	SPP14CD	Char	2			Day of BRM LT1 (THCY) SHIP DATE (SPPB14C)		
64	SPP14CM	Char	2			Month of BRM LT1 (THCY) SHIP DATE (SPPB14C)		
68	SPP14CY	Char	4			Year of BRM LT1 (THCY) SHIP DATE (SPPB14C)		
47	SPP15A	Char	1	$1.	Skip Q 15b, 15c if N	BRM LT2 (ARCHIVE) COLLECTED (SPPB15A)	Y=Yes N=No	Added 5/19/03

#	Variable	Type	Length	Format	Skip Details	Label	Coding if Categorical	Version Change
48	SPP15B	Char	1	$1.		BRM LT2 (ARCHIVE) HEMOLYZED (SPPB15B)	Y=Yes N=No	Added 5/19/03
49	SPP15C	Char	3	$3.		BRM LT2 (ARCHIVE) STORAGE BOX NO (SPPB15C)		Added 5/19/03
50	SPP16A	Char	1	$1.	Skip Q 16c if N	BRM LT3 (BUFFY COAT) COLLECTED (SPPB16A)	Y=Yes N=No	Added 5/19/03
51	SPP16C	Char	3	$3.		BRM LT3 (BUFFY COAT) STORAGE BOX NO (SPPB16C)		Added 5/19/03
52	SPP17A	Char	1	$1.	Skip Q 17c if N	BRM LT4 (RBC) COLLECTED (SPPB17A)	Y=Yes N=No	Added 5/19/03
53	SPP17C	Char	3	$3.		BRM LT4 (RBC) STORAGE BOX NO (SPPB17C)		Added 5/19/03
54	SPP18A	Char	1	$1.	Skip Q 18b, 18c if N	BRM MT1 (CREATININE) COLLECTED (SPPB18A)	Y=Yes N=No	Added 5/19/03
55	SPP18B	Char	1	$1.		BRM MT1 (CREATININE) HEMOLYZED (SPPB18B)	Y=Yes N=No	Added 5/19/03
63	SPP18C	Num	8	MMDDYY10.		BRM MT1 (CREATININE) SHIP DATE (SPPB18C)		Added 5/19/03
67	SPP18CD	Char	2			Day of BRM MT1 (CREATININE) SHIP DATE (SPPB18C)		
65	SPP18CM	Char	2			Month of BRM MT1 (CREATININE) SHIP DATE (SPPB18C)		
69	SPP18CY	Char	4			Year of BRM MT1 (CREATININE) SHIP DATE (SPPB18C)		
56	SPP19A	Char	1	$1.	Skip Q 19b, 19c if N	BRM MT2 (GLUCOSE) COLLECTED (SPPB19A)	Y=Yes N=No	Added 5/19/03
57	SPP19B	Char	1	$1.		BRM MT2 (GLUCOSE) HEMOLYZED (SPPB19B)	Y=Yes N=No	Added 5/19/03
58	SPP19C	Char	3	$3.		BRM MT2 (GLUCOSE) STORAGE BOX NO (SPPB19C)		Added 5/19/03
59	SPP20A	Char	1	$1.	Skip Q 20b, 20c if N	BRM MT3 (ARCHIVE) COLLECTED (SPPB20A)	Y=Yes N=No	Added 5/19/03

#	Variable	Type	Length	Format	Skip Details	Label	Coding if Categorical	Version Change
60	SPP20B	Char	1	$1.		BRM MT3 (ARCHIVE) HEMOLYZED (SPPB20B)	Y=Yes N=No	Added 5/19/03
61	SPP20C	Char	3	$3.		BRM MT3 (ARCHIVE) STORAGE BOX NO (SPPB20C)		Added 5/19/03
71	BLIND_BRMID	Char	6	$6.		BRM ID USED FOR BRM ALIQUOTS(SPPB13)		Added 5/19/03
70	BLIND_STAFF_ID	Char	3			PROCESSORS INITIALS (SPPA4,SPPB4)		

Obs	BLINDID	VERS	SPP1B	SPP2B	SPP5A	SPP5B	SPP6A	SPP6B	SPP6C	SPP7A	SPP7C	SPP8A	SPP8C	SPP9A	SPP9B	SPP10A	SPP10B
1	0001	A	A	A	Y	N	Y	N	001	Y	001	Y	001	Y	N	Y	N
2	0002	A	P	P	Y	N	Y	N	001	Y	002	Y	003	Y	N	Y	N
3	0003	A	A	A	Y	N	Y	N	001	Y	001	Y	001	Y	N	Y	N
4	0004	A	P	P	Y	N	Y	N	001	Y	001	Y	001	Y	N	Y	N
5	0005	A	A	A	Y	N	Y	N	001	Y	001	Y	001	Y	N	Y	N
6	0006	A	P	P	Y	N	Y	N	001	Y	001	Y	001	Y	N	Y	N
7	0007	A	A	A	Y	N	Y	N	001	Y	001	Y	001	Y	N	Y	N
8	0008	B	A	A	Y	N	Y	N	002	Y	002	Y	002	Y	N	Y	N
9	0009	A	A	A	Y	N	Y	N	001	Y	001	Y	001	Y	Y	Y	Y
10	0010	A	A	A	Y	N	Y	N	002	Y	002	Y	002	Y	N	Y	N

Obs	SPP10C	SPP11A	SPP11B	SPP11C	VISIT	FSEQNO	SPP3	SPP5C	SPP9C	SPP3M	SPP5CM	SPP9CM	SPP3D	SPP5CD	SPP9CD
1	001	Y	N	001	0	0	05/16/2003	05/19/2003	05/19/2003	05	05	05	16	19	19
2	004	Y	N	005	0	0	07/08/2002	07/15/2002	07/15/2002	07	07	07	08	15	15
3	001	Y	N	001	0	0	02/04/2003	02/17/2003	02/17/2003	02	02	02	04	17	17
4	001	Y	N	001	0	0	02/26/2003	03/03/2003	03/03/2003	02	03	03	26	03	03
5	001	Y	N	001	0	0	02/14/2003	02/17/2003	02/17/2003	02	02	02	14	17	17
6	001	Y	N	001	0	0	01/02/2003	01/07/2003	01/07/2003	01	01	01	02	07	07
7	001	Y	N	001	0	0	04/22/2003	04/28/2003	04/28/2003	04	04	04	22	28	28
8	002	Y	N	002	0	0	08/04/2003	08/04/2003	08/04/2003	08	08	08	04	04	04

Obs	SPP10C	SPP11A	SPP11B	SPP11C	VISIT	FSEQNO	SPP3	SPP5C	SPP9C	SPP3M	SPP5CM	SPP9CM	SPP3D	SPP5CD	SPP9CD
9	001	Y	Y	001	0	0	12/13/2002	12/16/2002	12/16/2002	12	12	12	13	16	16
10	002	Y	N	002	0	0	07/07/2003	07/07/2003	07/07/2003	07	07	07	07	07	07

Obs	SPP3Y	SPP5CY	SPP9CY	SPP1A	SPP2A	SPP1AH	SPP2AH	SPP1AM	SPP2AM	SPP1A_2401	SPP2A_2401	SPP12	SPP14A	SPP14B	SPP15A
1	2003	2003	2003	10:01	10:24	10	10	01	24	10:01	10:24				
2	2002	2002	2002	3:30	5:00	03	05	30	00	15:30	17:00				
3	2003	2003	2003	9:58	11:02	09	11	58	02	9:58	11:02				
4	2003	2003	2003	2:16	2:40	02	02	16	40	14:16	14:40				
5	2003	2003	2003	11:02	11:40	11	11	02	40	11:02	11:40				
6	2003	2003	2003	1:00	2:25	01	02	00	25	13:00	14:25				
7	2003	2003	2003	10:00	10:45	10	10	00	45	10:00	10:45				
8	2003	2003	2003	9:47	10:15	09	10	47	15	9:47	10:15	N			
9	2002	2002	2002	10:25	10:55	10	10	25	55	10:25	10:55				
10	2003	2003	2003	9:55	10:25	09	10	55	25	9:55	10:25				

Obs	SPP15B	SPP15C	SPP16A	SPP16C	SPP17A	SPP17C	SPP18A	SPP18B	SPP19A	SPP19B	SPP19C	SPP20A	SPP20B	SPP20C	SPP14C
1															
2															
3															
4															
5															
6															
7															
8															
9															
10															

NIDDK Closure Data Dictionary - Based on data retrieved May 17, 2010
Contents and Listing of 10 Obs. from Dataset SPP

Obs	*SPP18C*	*SPP14CM*	*SPP18CM*	*SPP14CD*	*SPP18CD*	*SPP14CY*	*SPP18CY*	*BLIND_STAFF_ID*	*BLIND_BRMID*
1								138	
2								322	
3								297	
4								208	
5								138	
6								144	
7								076	
8								388	
9								388	
10								060	

Form Version

VERS	Frequency	Percent
A	1630	22.45
B	5632	77.55

TIME OF CENTRIFUGATION AM/PM (SPPA1B,SPPB1B)

SPP1B	Frequency	Percent
A	4241	58.40
P	3006	41.39
Missing	15	0.21

TIME ALIQUOT PUT IN FREEZER AM/PM (SPPA2B,SPPB2B)

SPP2B	Frequency	Percent
A	3410	46.96
P	3831	52.75
Missing	21	0.29

LT1 (THCY) COLLECTED (SPPA5A,SPPB5A)

SPP5A	Frequency	Percent
N	5	0.07
Y	7249	99.82
Missing	8	0.11

LT1 (THCY) HEMOLYZED (SPPA5B,SPPB5B)

SPP5B	Frequency	Percent
N	6937	95.52
Y	312	4.30
Missing	13	0.18

LT2 (ARCHIVE) COLLECTED (SPPA6A,SPPB6A)

SPP6A	Frequency	Percent
N	118	1.62
Y	7133	98.22
Missing	11	0.15

LT2 (ARCHIVE) HEMOLYZED (SPPA6B,SPPB6B)

SPP6B	Frequency	Percent
N	6847	94.29
Y	286	3.94
Missing	129	1.78

LT3 (BUFFY COAT) COLLECTED (SPPA7A,SPPB7A)

SPP7A	Frequency	Percent
N	125	1.72
Y	7126	98.13
Missing	11	0.15

LT4 (RBC) COLLECTED (SPPA8A,SPPB8A)

SPP8A	Frequency	Percent
N	112	1.54
Y	7139	98.31
Missing	11	0.15

MT1 (CREATININE) COLLECTED (SPPA9A,SPPB9A)

SPP9A	Frequency	Percent
N	4	0.06
Y	7247	99.79
Missing	11	0.15

MT1 (CREATININE) HEMOLYZED (SPPA9B,SPPB9B)

SPP9B	Frequency	Percent
N	7007	96.49
Y	239	3.29
Missing	16	0.22

MT2 (GLUCOSE) COLLECTED (SPPA10A,SPPB10A)

SPP10A	Frequency	Percent
N	34	0.47
Y	7217	99.38
Missing	11	0.15

MT2 (GLUCOSE) HEMOLYZED (SPPA10B,SPPB10B)

SPP10B	Frequency	Percent
N	6981	96.13
Y	235	3.24
Missing	46	0.63

MT3 (ARCHIVE) COLLECTED (SPPA11A,SPPB11A)

SPP11A	Frequency	Percent
N	178	2.45
Y	7073	97.40
Missing	11	0.15

MT3 (ARCHIVE) HEMOLYZED (SPPA11B,SPPB11B)

SPP11B	Frequency	Percent
N	6852	94.35
Y	220	3.03
Missing	190	2.62

BRM TUBE COLLECTED AND PROCESSED (SPPB12)

SPP12	Frequency	Percent
N	5404	74.41
Y	203	2.80
Missing	1655	22.79

BRM LT1 (THCY) COLLECTED (SPPB14A)

SPP14A	Frequency	Percent
N	97	1.34
Y	104	1.43
Missing	7061	97.23

BRM LT1 (THCY) HEMOLYZED (SPPB14B)

SPP14B	Frequency	Percent
N	97	1.34
Y	6	0.08
Missing	7159	98.58

BRM LT2 (ARCHIVE) COLLECTED (SPPB15A)

SPP15A	Frequency	Percent
N	99	1.36
Y	102	1.40
Missing	7061	97.23

BRM LT2 (ARCHIVE) HEMOLYZED (SPPB15B)

SPP15B	Frequency	Percent
N	96	1.32
Y	5	0.07
Missing	7161	98.61

BRM LT3 (BUFFY COAT) COLLECTED (SPPB16A)

SPP16A	Frequency	Percent
N	98	1.35
Y	103	1.42
Missing	7061	97.23

BRM LT4 (RBC) COLLECTED (SPPB17A)

SPP17A	Frequency	Percent
N	98	1.35
Y	103	1.42
Missing	7061	97.23

BRM MT1 (CREATININE) COLLECTED (SPPB18A)

SPP18A	Frequency	Percent
N	96	1.32
Y	102	1.40
Missing	7064	97.27

BRM MT1 (CREATININE) HEMOLYZED (SPPB18B)

SPP18B	Frequency	Percent
N	98	1.35
Y	4	0.06
Missing	7160	98.60

BRM MT2 (GLUCOSE) COLLECTED (SPPB19A)

SPP19A	Frequency	Percent
N	97	1.34
Y	101	1.39
Missing	7064	97.27

BRM MT2 (GLUCOSE) HEMOLYZED (SPPB19B)

SPP19B	Frequency	Percent
N	97	1.34
Y	4	0.06
Missing	7161	98.61

BRM MT3 (ARCHIVE) COLLECTED (SPPB20A)

SPP20A	Frequency	Percent
N	101	1.39
Y	97	1.34
Missing	7064	97.27

BRM MT3 (ARCHIVE) HEMOLYZED (SPPB20B)

SPP20B	Frequency	Percent
N	94	1.29
Y	3	0.04
Missing	7165	98.66

Data Set Name	CRC_NIDDKv1	Observations	9081
Created	March 4, 2013	Variables	26
Last Modified	March 4, 2013		

#	Variable	Type	Length	Format	Skip Details	Label	Coding if Categorical	Version Change
1	BLINDID	Char	4	$4.		Blind ID		
2	VERS	Char	1	$1.		Form Version		
5	VISIT	Num	8			Study Contact Occasion		
6	FSEQNO	Num	8			Form Sequence Number		
7	CRC1	Num	8			Creatinine mg/dl (CRCA1, CRCB1)		
3	CRC2	Char	1	$1.		Specimen Code -Creatinine (CRCA2, CRCB2)	A=Normal B=Hemolyzed C=Thawed D=Insufficient volume E=No sample F=Instrument failure G=Techinician error H=Other	
9	CRC3	Num	8	MMDDYY10.		Date Analyzed - Creatinine (CRCA3, CRCB3)		
15	CRC3D	Char	2			Day of Date Analyzed - Creatinine (CRCA3, CRCB3)		
12	CRC3M	Char	2			Month of Date Analyzed - Creatinine (CRCA3, CRCB3)		
18	CRC3Y	Char	4			Year of Date Analyzed - Creatinine (CRCA3, CRCB3)		
8	CRC4	Num	8			Glucose mg/dl (CRCA4, CRCB4)		
4	CRC5	Char	1	$1.		Specimen Code - Glucose (CRCA5, CRCB5)	A=Normal B=Hemolyzed C=Thawed D=Insufficient volume E=No sample F=Instrument failure G=Techinician error H=Other	

#	Variable	Type	Length	Format	Skip Details	Label	Coding if Categorical	Version Change
10	CRC6	Num	8	MMDDYY10.		Date Analyzed - Glucose (CRCA6, CRCB6)		
16	CRC6D	Char	2			Day of Date Analyzed - Glucose (CRCA6, CRCB6)		
13	CRC6M	Char	2			Month of Date Analyzed - Glucose (CRCA6, CRCB6)		
19	CRC6Y	Char	4			Year of Date Analyzed - Glucose (CRCA6, CRCB6)		
22	CRCB7	Num	8			Uric Acid mg/dl (CRCB7)		
21	CRCB8	Char	1	$1.		Specimen Code - Uric Acid (CRCB8)	A=Normal B=Hemolyzed C=Thawed D=Insufficient volume E=No sample F=Instrument failure G=Techinician error H=Other	
23	CRCB9	Num	8	MMDDYY10.		Date Analyzed - Uric Acid (CRCB9)		
25	CRCB9D	Char	2			Day of Date Analyzed - Uric Acid (CRCB9)		
24	CRCB9M	Char	2			Month of Date Analyzed - Uric Acid (CRCB9)		
26	CRCB9Y	Char	4			Year of Date Analyzed - Uric Acid (CRCB9)		
11	CRC7	Num	8	MMDDYY10.		Date Entered (CRCA7, CRCB10)		
17	CRC7D	Char	2			Day of Date Entered (CRCA7, CRCB10)		
14	CRC7M	Char	2			Month of Date Entered (CRCA7, CRCB10)		
20	CRC7Y	Char	4			Year of Date Entered (CRCA7, CRCB10)		

Obs	BLINDID	VERS	CRC2	CRC5	VISIT	FSEQNO	CRC1	CRC4	CRC3	CRC6	CRC7	CRC3M	CRC6M	CRC7M	CRC3D
1	0001	B	A	A	1	0	1.8	88	04/09/2008	04/09/2008	07/21/2009	04	04	07	09
2	0001	B	A		5	0	2.0		02/06/2012		10/06/2012	02		10	06
3	0001	B	A		9	0	2.2		02/06/2012		10/06/2012	02		10	06
4	0002	B	A	A	1	0	1.2	88	06/14/2010	06/14/2010	07/21/2010	06	06	07	14

Obs	BLINDID	VERS	CRC2	CRC5	VISIT	FSEQNO	CRC1	CRC4	CRC3	CRC6	CRC7	CRC3M	CRC6M	CRC7M	CRC3D
5	0002	B	A		5	0	1.3		10/19/2012		10/24/2012	10		10	19
6	0002	B	A		9	0	1.3		02/22/2012		12/13/2012	02		12	22
7	0003	B	A	A	1	0	1.8	87	12/11/2008	12/11/2008	01/30/2009	12	12	01	11
8	0003	B	A		5	0	2.0		10/18/2012		10/23/2012	10		10	18
9	0003	B	A	A	9	0	1.8	85	10/16/2012	10/16/2012	10/30/2012	10	10	10	16
10	0004	B	A	A	1	0	2.1	83	02/02/2010	02/02/2010	02/24/2010	02	02	02	02

Obs	CRC6D	CRC7D	CRC3Y	CRC6Y	CRC7Y	CRCB8	CRCB7	CRCB9	CRCB9M	CRCB9D	CRCB9Y
1	09	21	2008	2008	2009	A	4.7	04/09/2008	04	09	2008
2		06	2012		2012						
3		06	2012		2012						
4	14	21	2010	2010	2010	A	5.8	06/14/2010	06	14	2010
5		24	2012		2012						
6		13	2012		2012						
7	11	30	2008	2008	2009	A	10.0	12/11/2008	12	11	2008
8		23	2012		2012						
9	16	30	2012	2012	2012	A	6.8	10/16/2012	10	16	2012
10	02	24	2010	2010	2010	A	6.9	02/02/2010	02	02	2010

Form Version

VERS	*Frequency*	*Percent*
A	194	2.14
B	8887	97.86

Specimen Code -Creatinine (CRCA2, CRCB2)

CRC2	*Frequency*	*Percent*
A	8988	98.98
B	2	0.02
C	1	0.01
D	15	0.17
E	33	0.36
H	15	0.17
Missing	27	0.30

Specimen Code - Glucose (CRCA5, CRCB5)

CRC5	*Frequency*	*Percent*
A	5109	56.26
B	2	0.02
C	1	0.01
D	9	0.10
E	34	0.37
H	14	0.15
Missing	3912	43.08

Specimen Code - Uric Acid (CRCB8)

CRCB8	*Frequency*	*Percent*
A	4919	54.17
B	2	0.02
D	15	0.17
E	21	0.23
H	16	0.18
Missing	4108	45.24

NIDDK Closure Data Dictionary - Based on data retrieved January 24, 2013
Continuous Variables of Dataset CRC

Variable	*Label*	*N*	*Mean*	*Median*	*Std Dev*	*Minimum*	*Maximum*
CRC1	Creatinine mg/dl (CRCA1, CRCB1)	9009	1.78	1.60	0.89	0.40	18.20
CRC4	Glucose mg/dl (CRCA4, CRCB4)	5122	117.87	100.00	58.12	26.00	693.00
CRCB7	Uric Acid mg/dl (CRCB7)	4936	7.81	7.60	2.13	1.60	19.40

NIDDK Closure Data Dictionary - Based on data retrieved January 24, 2013

CRC : Creatinine mg/dl (CRCA1, CRCB1)

	N	%
Missing Values	72	0.8

Quantiles	
Min	0.4
1%	0.8
5%	1.0
10%	1.1
25% Q1	1.3
50% Med	1.6
75% Q3	2.0
90%	2.5
95%	3.0
99%	4.9
Max	18.2

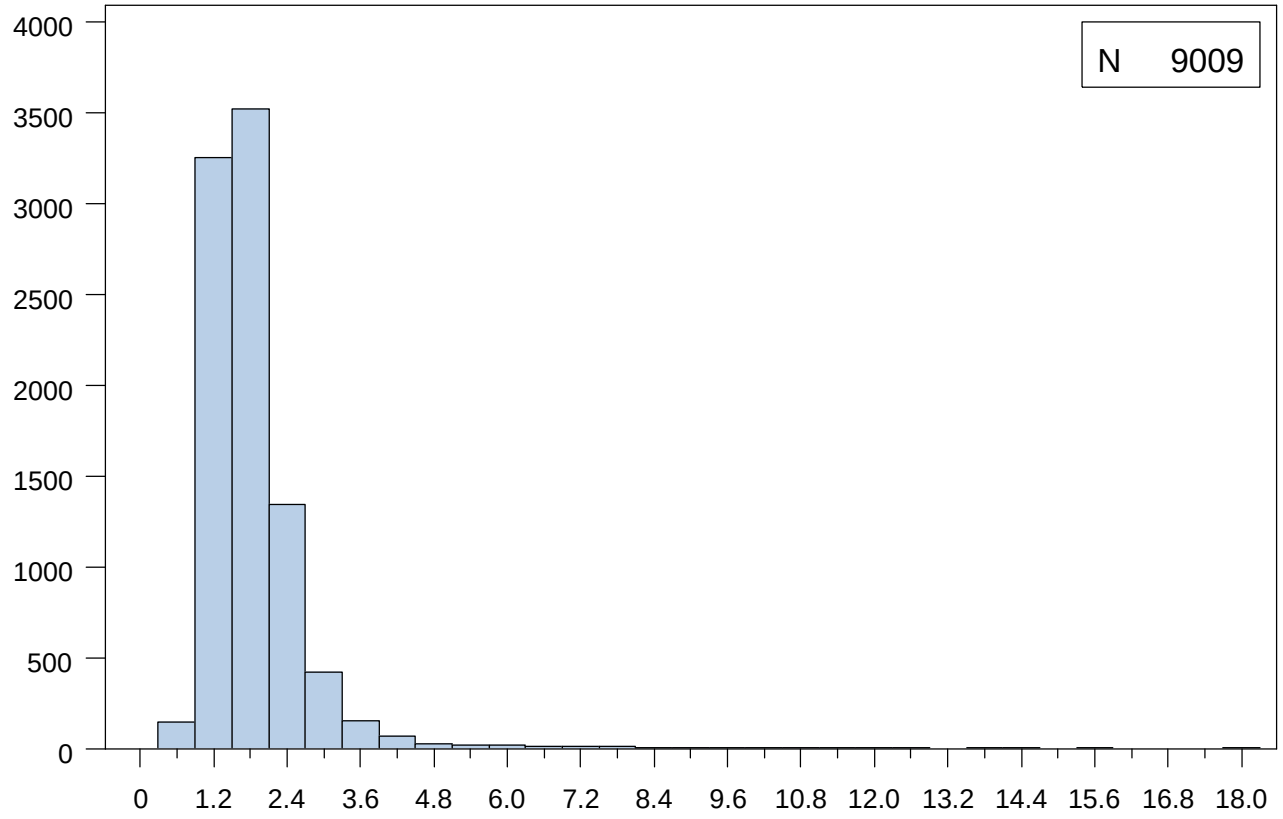

Extremes	
Lowest	N
0.4	2
0.5	2
0.6	1
0.6	8
0.7	34
Highest	N
12.8	1
14.0	1
14.5	1
15.4	1
18.2	1

Mean	1.8	Median	1.6	Mode	1.4
Standard Deviation	0.9	Interquartile Range	0.7	Range	17.8

NIDDK Closure Data Dictionary - Based on data retrieved January 24, 2013

CRC : Glucose mg/dl (CRCA4, CRCB4)

	N	%
Missing Values	3959	43.6

Quantiles	
Min	26.0
1%	52.0
5%	71.0
10%	78.0
25% Q1	87.0
50% Med	100.0
75% Q3	126.0
90%	180.0
95%	230.0
99%	352.0
Max	693.0

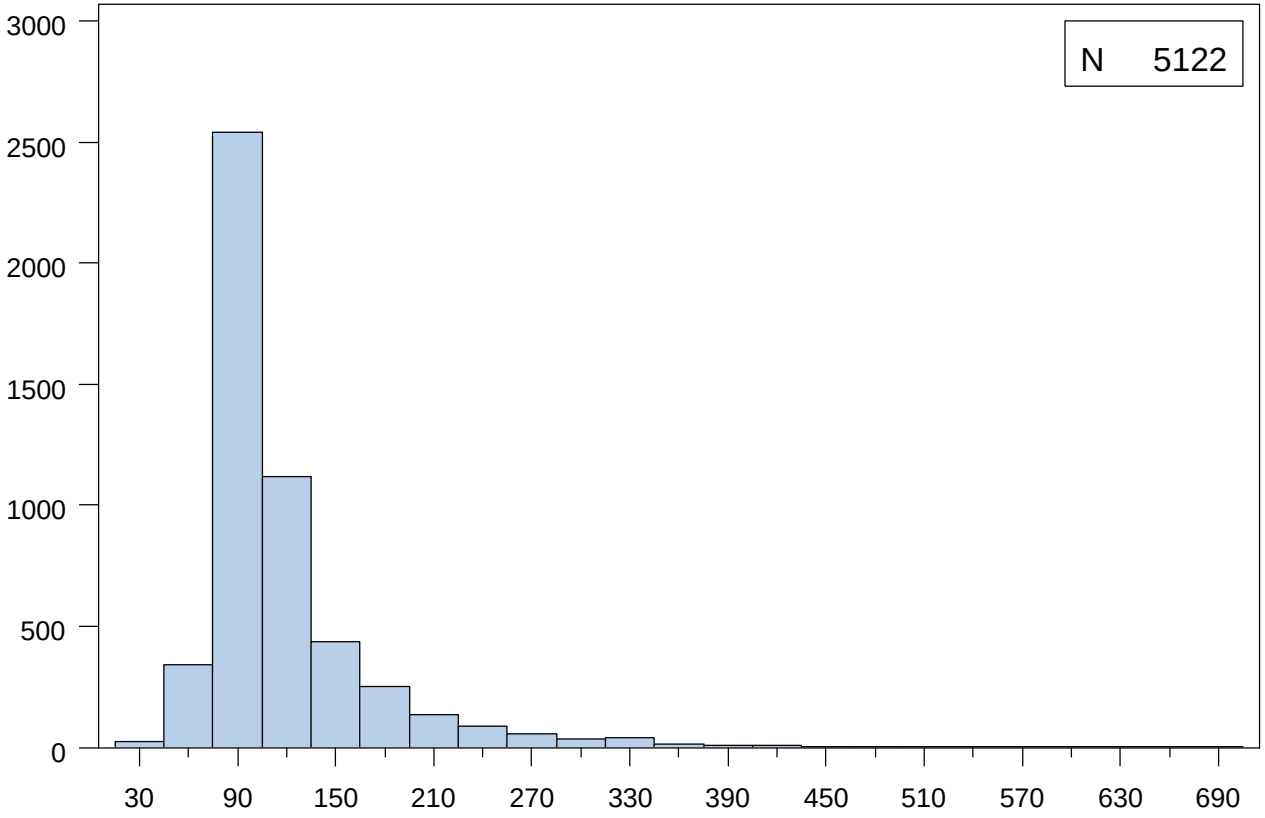

Extremes	
Lowest	N
26.0	1
27.0	2
28.0	1
29.0	1
30.0	1
Highest	N
608.0	1
629.0	1
671.0	1
674.0	1
693.0	1

Mean	117.9	Median	100.0	Mode	86.0
Standard Deviation	58.1	Interquartile Range	39.0	Range	667.0

Job FV186105c by UCCKXJ on 04MAR13 14:13

NIDDK Closure Data Dictionary - Based on data retrieved January 24, 2013

CRC : Uric Acid mg/dl (CRCB7)

	N	%
Missing Values	4145	45.6

Quantiles	
Min	1.6
1%	3.6
5%	4.6
10%	5.2
25% Q1	6.3
50% Med	7.6
75% Q3	9.1
90%	10.6
95%	11.7
99%	13.5
Max	19.4

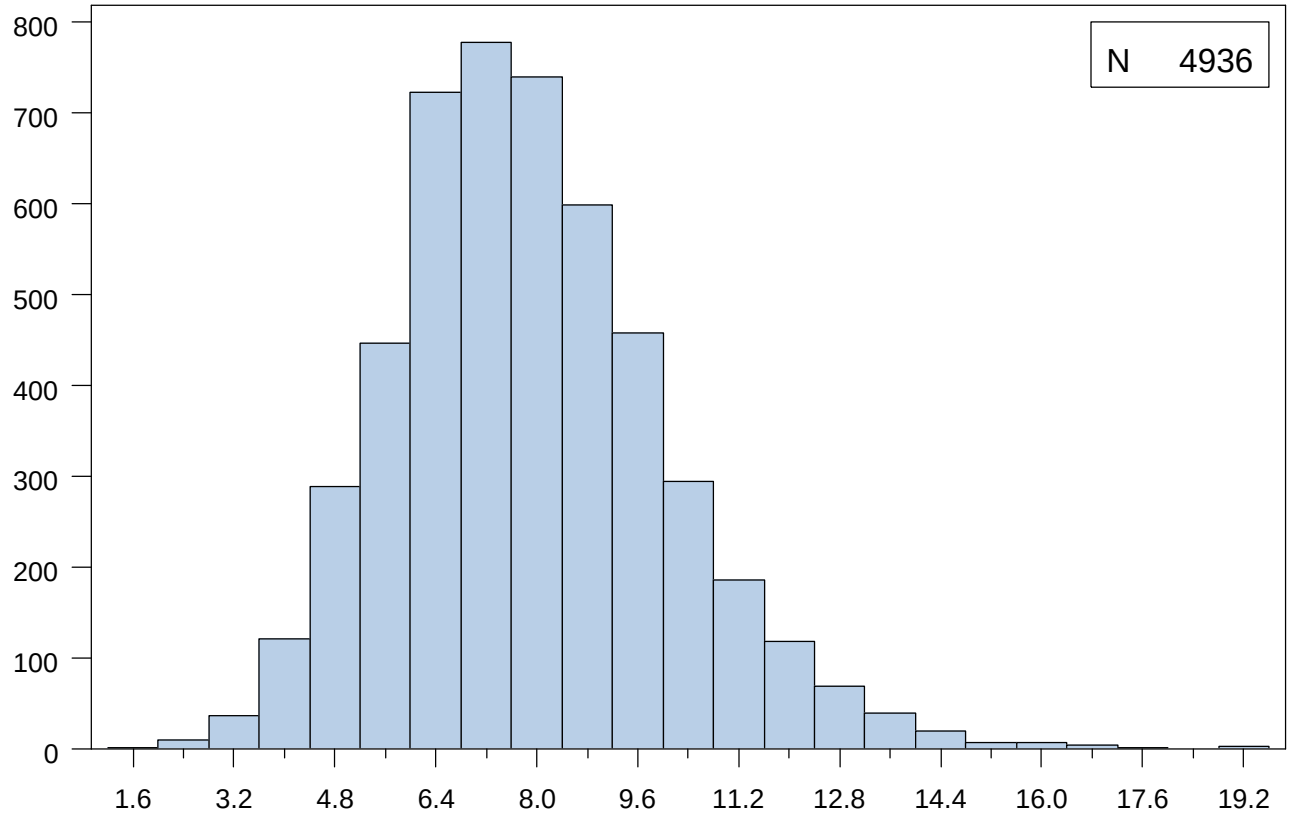

Extremes	
Lowest	N
1.6	1
2.0	1
2.2	2
2.6	3
2.7	3
Highest	N
16.6	1
16.7	1
17.5	1
19.0	1
19.4	1

Mean	7.8	Median	7.6	Mode	7.0
Standard Deviation	2.1	Interquartile Range	2.8	Range	17.8

NIDDK Closure Data Dictionary - Based on data retrieved May 17, 2010
Contents and Listing of 10 Obs. from Dataset EXTA

Data Set Name	EXTA_NIDDKv1	Observations	2920
Created	February 6, 2013	Variables	20
Last Modified	February 6, 2013		

#	*Variable*	*Type*	*Length*	*Format*	*Skip Details*	*Label*	*Coding if Categorical*	*Version Change*
1	BLINDID	Char	4	$4.		Blind ID		
2	VERS	Char	1	$1.		Form Version		
14	VISIT	Num	8			Study Contact Occasion		
15	FSEQNO	Num	8			Form Sequence Number		
3	EXTA1	Char	1	$1.		SC GUESS STUDY ARM (EXTA1)	H=High Dose L=Low Dose	
4	EXTA2	Char	1	$1.	Skip Q 3a-3c if U	SC CERTAIN PT ON STUDY ARM (EXTA2)	V=Very Certain F=Fairly Certain U=Uncertain	
5	EXTA3A	Char	32	$32.		SC BELIEVE PT ASSIGNED TO ARM-1 (EXT3A)		
6	EXTA3B	Char	32	$32.		SC BELIEVE PT ASSIGNED TO ARM-2 (EXT3B)		
7	EXTA3C	Char	32	$32.		SC BELIEVE PT ASSIGNED TO ARM-3 (EXT3C)		
8	EXTA4	Char	1	$1.		PT GUESS STUDY ARM (EXTA4)	H=High Dose L=Low Dose	
9	EXTA5	Char	1	$1.	Skip Q 6a-6c if U	PT CERTAIN OF THIS STUDY ARM (EXTA4)	V=Very Certain F=Fairly Certain U=Uncertain	
10	EXTA6A	Char	35	$35.		PT BELIEVE ASSIGNED TO ARM-1 (EXT6A)		
11	EXTA6B	Char	35	$35.		PT BELIEVE ASSIGNED TO ARM-2 (EXT6B)		
12	EXTA6C	Char	35	$35.		PT BELIEVE ASSIGNED TO ARM-3 (EXT6C)		
16	EXTA7	Num	8	MMDDYY10.		DATE OF DATA COLLECTION (EXTA7)		
18	EXTA7D	Char	2			Day of DATE OF DATA COLLECTION (EXTA7)		

#	Variable	Type	Length	Format	Skip Details	Label	Coding if Categorical	Version Change
17	EXTA7M	Char	2			Month of DATE OF DATA COLLECTION (EXTA7)		
19	EXTA7Y	Char	4			Year of DATE OF DATA COLLECTION (EXTA7)		
13	EXTA8	Char	1	$1.		METHOD OF DATA COLLECTION (EXTA8)	C=Computer P=Paper	
20	BLIND_STAFF_ID	Char	3			DATA COLLECTORS INITIALS (EXTA9)		

Obs	BLINDID	VERS	EXTA1	EXTA2	EXTA3A	EXTA3B	EXTA3C	EXTA4	EXTA5	EXTA6A	EXTA6B
1	0002	A	H	U				L	U		
2	0003	A	H	U				L	U		
3	0005	A	H	U				L	U		
4	0010	A						L	U		
5	0012	A	H	U				H	F	SHORT TERM MEMORY BECAME WORSE.	
6	0013	A	L	F	NO REASON			L	U		
7	0014	A	H	U				H	F	"I FELT GOOD WHILE I WAS ON THE VIT	AMINS"
8	0015	A	L	U				H	U		
9	0016	A	L	U				L	U		
10	0017	A	H	U				L	U		

Obs	EXTA6C	EXTA8	VISIT	FSEQNO	EXTA7	EXTA7M	EXTA7D	EXTA7Y	BLIND_STAFF_ID
1		P	15	0	01/28/2010	01	28	2010	774
2		P	14	0	11/05/2009	11	05	2009	632
3		P	14	0	08/21/2009	08	21	2009	336
4		P	13	0	09/22/2009	09	22	2009	731
5		P	11	0	09/04/2009	09	04	2009	532
6		P	14	0	08/26/2009	08	26	2009	532
7		P	14	0	07/24/2009	07	24	2009	415

Obs	*EXTA6C*	*EXTA8*	*VISIT*	*FSEQNO*	*EXTA7*	*EXTA7M*	*EXTA7D*	*EXTA7Y*	*BLIND_STAFF_ID*
8		P	14	0	12/14/2009	12	14	2009	238
9		P	15	0	01/25/2010	01	25	2010	532
10		P	15	0	07/30/2009	07	30	2009	415

Form Version

VERS	Frequency	Percent
A	2920	100.00

SC GUESS STUDY ARM (EXTA1)

EXTA1	Frequency	Percent
H	948	32.47
L	1890	64.73
Missing	82	2.81

SC CERTAIN PT ON STUDY ARM (EXTA2)

EXTA2	Frequency	Percent
F	195	6.68
U	2632	90.14
V	23	0.79
Missing	70	2.40

PT GUESS STUDY ARM (EXTA4)

EXTA4	Frequency	Percent
H	1180	40.41
L	1548	53.01
Missing	192	6.58

PT CERTAIN OF THIS STUDY ARM (EXTA4)

EXTA5	Frequency	Percent
F	393	13.46
U	2096	71.78
V	260	8.90
Missing	171	5.86

METHOD OF DATA COLLECTION (EXTA8)

EXTA8	Frequency	Percent
C	60	2.05
P	2856	97.81
Missing	4	0.14

Data Set Name	FUP_NIDDKv1	Observations	34405
Created	February 6, 2013	Variables	107
Last Modified	February 6, 2013		

#	Variable	Type	Length	Format	Skip Details	Label	Coding if Categorical	Version Change
1	BLINDID	Char	4	$4.		Blind ID		
2	VERS	Char	1	$1.		Form Version		
55	VISIT	Num	8			Study Contact Occasion		
56	FSEQNO	Num	8			Form Sequence Number		
3	FUP1	Char	1	$1.	Skip Q 2-4 if A,D Skip Q 2-8 if B,C	TYPE OF CONTACT (FUPA1)	A=Regularly Scheduled Clinic Visit B=Regularly Scheduled Brief Contact C=Brief Contact Replacing Clinic Visit D=Clinic Visit Relacing Brief Contact E=Missed Visit	
4	FUP2	Char	1	$1.	Skip Q 3a-3b if A,B Skip Q 3a-38b if D,E,F	MAIN REASON VISIT WAS MISSED (FUPA2)	A=Participant refused B=Participant incapacitated C=Participant withdrew D=Participant location unknown E=Oversight F=Participant died	
70	FUP3A	Num	8	MMDDYY10.		DATE PARTICIPANT WITHDREW CONSENT (FUPA3A)		
76	FUP3AD	Char	2			Day of DATE PARTICIPANT WITHDREW CONSENT (FUPA3A)		
73	FUP3AM	Char	2			Month of DATE PARTICIPANT WITHDREW CONSENT (FUPA3A)		
79	FUP3AY	Char	4			Year of DATE PARTICIPANT WITHDREW CONSENT (FUPA3A)		
5	FUP3B	Char	1	$1.	Skip Q 4-38b if N,Y	REASON PARTICIPANT WITHDREW (FUPA3B)	Y=Yes N=No	

#	Variable	Type	Length	Format	Skip Details	Label	Coding if Categorical	Version Change
6	FUP4	Char	1	$1.	Skip Q 5a-38b if N,U,Y	PARTICIPANT CURRENTLY ON STUDY MEDS (FUPA4)	Y=Yes N=No U=Unknown	
57	FUP5A	Num	8			SEATED BLOOD PRESSURE#1: SYSTOLIC (FUPA5A)		
58	FUP5B	Num	8			SEATED BLOOD PRESSURE#1: DIASTOLIC (FUPA5B)		
7	FUP5C	Char	1	$1.		SEATED BLOOD PRESSURE#1: ARM (FUPA5C)	R=Right L=Left	
59	FUP6	Num	8			HEIGHT IN INCHES (FUPA6)		
60	FUP7	Num	8			WEIGHT IN LBS (FUPA7)		
8	FUP9	Char	1	$1.		HOSPITALIZED OVERNIGHT FOR ANY REASON (FUPA9)	Y=Yes N=No	
9	FUP10	Char	1	$1.		UNDERGONE ANGIOPLASTY AS OUTPATIENT (FUPA10)	Y=Yes N=No	
84	FUPC11A	Char	1	$1.	Skip Q 11b-11f3 if N	HAD BONE FRACTURE (FUPC11A)	Y=Yes N=No	Added 11/1/07
94	FUPC11B	Num	8		Skip Q 11c2-11f3 if 1 Skip Q 11c3-11f3 if 2	HOW MANY FRACTURES (FUPC11B)		Added 11/1/07
85	FUPC11C1	Char	2	$2.		PART OF BODY-FRACTURE #1 (FUPC11C1)	1=toe 2=foot 3=ankle 4=leg 5=hand 6=arm 7=wrist 8=hip 9=pelvis 10=ribs 11=sternum 12=clavicle 13=cranium 14=other	Added 11/1/07
95	FUPC11D1	Num	8	MMDDYY10.		DATE OF FRACTURE (FUPC11D1)		Added 11/1/07

#	Variable	Type	Length	Format	Skip Details	Label	Coding if Categorical	Version Change
101	FUPC11D1D	Char	2			Day of DATE OF FRACTURE (FUPC11D1)		
98	FUPC11D1M	Char	2			Month of DATE OF FRACTURE (FUPC11D1)		
104	FUPC11D1Y	Char	4			Year of DATE OF FRACTURE (FUPC11D1)		
86	FUPC11E1	Char	1	$1.		HOW FRACTURE OCCURRED (FUPC11E1)	F=Fall C=Collision or accident S=Stress fracture O=Other	Added 11/1/07
87	FUPC11F1	Char	1	$1.		WHERE FRACTURE TREATED (FUPC11F1)	I=Hospital O=Other	Added 11/1/07
88	FUPC11C2	Char	2	$2.		PART OF BODY-FRACTURE #1 (FUPC11C2)	1=toe 2=foot 3=ankle 4=leg 5=hand 6=arm 7=wrist 8=hip 9=pelvis 10=ribs 11=sternum 12=clavicle 13=cranium 14=other	Added 11/1/07
96	FUPC11D2	Num	8	MMDDYY10.		DATE OF FRACTURE (FUPC11D2)		Added 11/1/07
102	FUPC11D2D	Char	2			Day of DATE OF FRACTURE (FUPC11D2)		
99	FUPC11D2M	Char	2			Month of DATE OF FRACTURE (FUPC11D2)		
105	FUPC11D2Y	Char	4			Year of DATE OF FRACTURE (FUPC11D2)		
89	FUPC11E2	Char	1	$1.		HOW FRACTURE OCCURRED (FUPC11E2)	F=Fall C=Collision or accident S=Stress fracture O=Other	Added 11/1/07
90	FUPC11F2	Char	1	$1.		WHERE FRACTURE TREATED (FUPC11F2)	I=Hospital O=Other	Added 11/1/07

#	Variable	Type	Length	Format	Skip Details	Label	Coding if Categorical	Version Change
91	FUPC11C3	Char	2	$2.		PART OF BODY-FRACTURE #1 (FUPC11C3)	1=toe 2=foot 3=ankle 4=leg 5=hand 6=arm 7=wrist 8=hip 9=pelvis 10=ribs 11=sternum 12=clavicle 13=cranium 14=other	Added 11/1/07
97	FUPC11D3	Num	8	MMDDYY10.		DATE OF FRACTURE (FUPC11D3)		Added 11/1/07
103	FUPC11D3D	Char	2			Day of DATE OF FRACTURE (FUPC11D3)		
100	FUPC11D3M	Char	2			Month of DATE OF FRACTURE (FUPC11D3)		
106	FUPC11D3Y	Char	4			Year of DATE OF FRACTURE (FUPC11D3)		
92	FUPC11E3	Char	1	$1.		HOW FRACTURE OCCURRED (FUPC11E3)	F=Fall C=Collision or accident S=Stress fracture O=Other	Added 11/1/07
93	FUPC11F3	Char	1	$1.		WHERE FRACTURE TREATED (FUPC11F3)	I=Hospital O=Other	Added 11/1/07
10	FUP11A	Char	1	$1.	Skip Q 12b-12d if N	RENAL GRAFT FUNCTION HAS DETERIORATED (FUPA11A, FUPB11A, FUPC12A)	Y=Yes N=No	
11	FUP11B	Char	1	$1.		HOSPITALIZED FOR DETERIORATED RENAL GRAFT(FUPA11B, FUPB11B, FUPC12B)	Y=Yes N=No	
12	FUPA12A	Char	1	$1.	Skip Q 12d if N	ARE YOU CURRENTLY ON DIALYSIS (FUPB12A, FUPC12C)	Y=Yes N=No	Wording changed 2/2/05
71	FUP12B	Num	8	MMDDYY10.		DATE DIALYSIS INITIATED (FUPB12B, FUPC12D)		Wording changed 2/2/05
77	FUP12BD	Char	2			Day of DATE DIALYSIS INITIATED (FUPB12B, FUPC12D)		

#	Variable	Type	Length	Format	Skip Details	Label	Coding if Categorical	Version Change
74	FUP12BM	Char	2			Month of DATE DIALYSIS INITIATED (FUPB12B, FUPC12D)		
80	FUP12BY	Char	4			Year of DATE DIALYSIS INITIATED (FUPB12B, FUPC12D)		
13	FUP13	Char	1	$1.	Skip Q 14a-14f if N	SIDE EFFECTS DUE TO STUDY VITAMIN (FUPA13, FUPB13, FUPC13)	Y=Yes N=No	
14	FUP14A	Char	1	$1.		SIDE EFFECT: ITCHING (FUPA14A, FUPB14A, FUPC14A)	Y=Yes N=No	
15	FUP14B	Char	1	$1.		SIDE EFFECT: GASTROINTESTINAL DISTURBANCES (FUPA14B, FUPB14B, FUPC14B)	Y=Yes N=No	
16	FUP14C	Char	1	$1.		SIDE EFFECT:HEADACHE (FUPA14C, FUPB14C, FUPC14C)	Y=Yes N=No	
17	FUP14D	Char	1	$1.		SIDE EFFECT: FATIGUE (FUPA14D, FUPB14D, FUPC14D)	Y=Yes N=No	
18	FUP14E	Char	1	$1.		SIDE EFFECT: CHANGE IN APPETITE OR WEIGHT (FUPA14E), FUPB14E, FUPC14E)	Y=Yes N=No	
19	FUP14F	Char	1	$1.		SIDE EFFECT: OTHER (FUPA14F, FUPB14F, FUPC14F)	Y=Yes N=No	
20	FUP15	Char	1	$1.	Skip Q 16-17 if A,B Skip Q 16 if C,D,E,F	OVER PAST 6 MON. FREQUENCY OF VITAMIN INTAKE (FUPA15, FUPB15, FUPC15)	A=Takes vitamin everyday B=Takes vitamin almost every day C=Takes vitamin approx 75-90% of the time D=Takes vitamins approx 50-47% of the time E=Takes vitamin approx 25-49% of the time F=Seldom takes vitamin G=Does not take vitamin	
21	FUP16	Char	1	$1.		PATIENT CONVERTED TO RESUME VITAMIN (FUPA16, FUPB16, FUPC16)	S=Successfully converted patient to resume study vitamin U=Unsuccessful attempt to convert patient to study vitamin	

#	Variable	Type	Length	Format	Skip Details	Label	Coding if Categorical	Version Change
22	FUP17	Char	1	$1.		REASON FOR NOT TAKING STUDY VITAMIN (FUPA17, FUPB17, FUPC17)	A=Patient forgets B= Medication was misplaced C=Patient experiences side effects D=Other reason	
23	FUP18	Char	1	$1.		WAS STUDY VITAMIN TAKEN TODAY (FUPA18, FUPB18, FUPC18)	Y=Yes N=No	
	FUP19					NUMBER OF BOTTLES DISPENSED (FUPA19)		Moved 2/21/05 to VDL form
	FUPA20					NUMBER OF BOTTLES RETURNED (FUPA20)		Moved 2/21/05 to VDL form
	FUPA21					PILL COUNT (FUPA21)		Moved 2/21/05 to VDL form
24	FUP22	Char	1	$1.	Skip Q 20a-20c if N	USING OTHER VITAMIN SUPPLEMENT (FUPA22, FUPB19, FUPC19)	Y=Yes N=No	
25	FUP23A	Char	1	$1.		OTHER VITAMIN: FOLIC ACID (FUPA23A, FUPB20A, FUPC20A)	Y=Yes N=No	
26	FUP23B	Char	1	$1.		OTHER VITAMIN:VITAMIN B6 (FUPA23B, FUPB20B, FUPC20B)	Y=Yes N=No	
27	FUP23C	Char	1	$1.		OTHER VITAMIN: VITAMIN B12 (FUPA23C, FUPB20C, FUPC20C)	Y=Yes N=No	
28	FUP24	Char	1	$1.	Skip Q 22-38b if Y	TELEPHONE CONTACT (FUPA24, FUPB2, FUPC21)	Y=Yes N=No	
29	FUP25	Char	1	$1.		CURR. TREATED FOR HYPERTENSION WITH MEDS. (FUPA25, FUPB22, FUPC22)	Y=Yes N=No	
30	FUP26A	Char	1	$1.	Skip Q 23b-24d if A Skip Q 23b-23c if C	SMOKING STATUS (FUPA26A, FUPB23A, FUPC23A)	A=Never smoked B=Current smoker C=Ever smoked	
61	FUP26B	Num	8			CURRENT SMOKER: NUMBER OF YEARS (FUPA26B, FUPB23B, FUPC23B)		
62	FUP26C	Num	8		Skip Q 24a-24d if 000-100	CURRENT SMOKER: AVG.# OF CIGARETTES PER DAY (FUPA26C, FUPB23C, FUPC23C)		
63	FUP27A	Num	8			TIME SINCE QUIT SMOKING-YEARS (FUPA27A, FUPB24A, FUPC24A)		

#	Variable	Type	Length	Format	Skip Details	Label	Coding if Categorical	Version Change
64	FUP27B	Num	8			TIME SINCE QUIT SMOKING-MONTHS (FUPA27B, FUPB24B, FUPC24B)		
65	FUP27C	Num	8			PREVIOUS SMOKER: AVG NO. OF CIGARETTES PER DAY (FUPA26C, FUPB24C, FUPC24C)		
66	FUP27D	Num	8			PREVIOUS SMOKER: YEARS SMOKED (FUPA27D, FUPB24D, FUPC24D)		
31	FUP28	Char	1	$1.	Skip Q 26a-26h if N	EATEN ANY 8OZ COLD CEREAL 3X PER WEEK (FUPA28, FUPB25, FUPC25)	Y=Yes N=No	
32	FUP29A	Char	1	$1.		NABISCO 100% BRAN (FUPA29A, FUPB26A, FUPC26A)	Y=Yes N=No	
33	FUP29B	Char	1	$1.		GENERAL MILLS MULTI GRAIN CHEERIOS PLUS (FUPA29B, FUPB26B, FUPC26B)	Y=Yes N=No	
34	FUP29C	Char	1	$1.		GENERAL MILLS TOTAL RAISIN BRAN (FUPA29C, FUPB26C, FUPC26C)	Y=Yes N=No	
35	FUP29D	Char	1	$1.		GENERAL MILLS TOTAL CORN FLAKES (FUPA29D, FUPB26D,FUPC26D)	Y=Yes N=No	
36	FUP29E	Char	1	$1.		GENERAL MILLS TOTAL WHOLE GRAIN (FUPA29E, FUPB26E, FUPC26E)	Y=Yes N=No	
37	FUP29F	Char	1	$1.		KELLOGGS SMART START (FUPA29F, FUPB26F, FUPC26F)	Y=Yes N=No	
38	FUP29G	Char	1	$1.		KELLOGGS PRODUCT 19 (FUPA29G, FUPB26G, FUPC26G)	Y=Yes N=No	
39	FUP29H	Char	1	$1.		QUAKER KRETSCHMER HONEY CRUNCH WHEAT GERM (FUPA29H, FUPB26H, FUPC26H)	Y=Yes N=No	
40	FUP30	Char	1	$1.	Skip Q 28a-28g if N	DRANK ANY DIETARY SUPPLEMENT 3X PER WEEK (FUPA30, FUPB27, FUPC27)	Y=Yes N=No	
41	FUP31A	Char	1	$1.		ENSURE PLUS HN (FUPA31A, FUPB28A, FUPC28A)	Y=Yes N=No	
42	FUP31B	Char	1	$1.		REPLENA (FUPA31B, FUPB28B, FUPC28B)	Y=Yes N=No	
43	FUP31C	Char	1	$1.		SANDOZ NUTRITION CITROTEIN (FUPA31C, FUPB28C, FUPC28C)	Y=Yes N=No	

#	Variable	Type	Length	Format	Skip Details	Label	Coding if Categorical	Version Change
44	FUP31D	Char	1	$1.		PULMOCARE (FUPA31D, FUPB28D, FUPC28D)	Y=Yes N=No	
45	FUP31E	Char	1	$1.		MAGNACAL RENAL (FUPA31E, FUPB28E, FUPC28E)	Y=Yes N=No	
46	FUP31F	Char	1	$1.	Skip Q 28g if N	ANY OTHER (FUPA31F, FUPB28F, FUPC28F)	Y=Yes N=No	
47	FUP31G	Char	24	$24.		SPECIFY OTHER DIETARY SUPPLEMENT (FUPA31G, FUPB28G, FUPC28G)		
48	FUP32	Char	1	$1.	Skip Q 30 if A	FREQ OF VIGOROUS ACTIVITIES IN PAST MONTH (FUPA32, FUPB29, FUPC29)	A=Not at all B=1-3 Times per month C=1-2 Times per week D=3-4 Times per week E=5 or more times per week	
49	FUP33	Char	1	$1.		AVG. DURATION OF VIGOROUS ACTIVITIES IN PAST MONTH (FUPA33, FUPB30)	A=10-30 minutes B=31-60 minutes C=More than 60 minutes	
50	FUP34	Char	1	$1.	Skip Q 32 if A	FREQ OF WALKS IN PAST MONTH (FUPA34, FUPB31)	A=Not at all B=1-3 Times per month C=1-2 Times per week D=3-4 Times per week E=5 or more times per week	
51	FUP35	Char	1	$1.		AVG. TIME WALKED IN PAST MONTH (FUPA35, FUPB32)	A=10-30 minutes B=31-60 minutes C=More than 60 minutes	
52	FUP36	Char	1	$1.		DURATION OF MOVING ABOUT ON FEET IN PAST MONTH (FUPA36, FUPB33)	A=Not at all B=Less than 1 hour per day C=1 to less than 3 hours per day D=3 to less than 5 hours per day E=5 to less than 7 hours per day F=7 or more hours per day	
82	FUPB34	Char	1	$1.		AVG. DAILY HOURS SPENT STAND/MOVING IN PAST MO (FUPB34)	A=Not at all B=Less than 1 hour per day C=1 to less than 3 hours per day D=3 to less than 5 hours per day E=5 to less than 7 hours per day F=7 or more hours per day	Added 2/21/05

#	Variable	Type	Length	Format	Skip Details	Label	Coding if Categorical	Version Change
53	FUP37	Char	1	$1.		AVG. DAILY HOURS SPENT SITTING IN PAST MONTH (FUPA37, FUPB35, FUPC35)	A=Not at all B=Less than 3 hour per day C=3 to less than 6 hours per day D=6 to less than 8 hours per day E=8 or more hours	
67	FUP38	Num	8			NUMBER OF FLIGHTS OF STAIRS CLIMBED UP DAILY (FUPA38, FUPB36, FUPC36)		
68	FUP39A	Num	8			SEATED BLOOD PRESSURE # 2: SYSTOLIC (FUPA39A, FUPB37A, FUPC37A)		
69	FUP39B	Num	8			SEATED BLOOD PRESSURE # 2: DIASTOLIC (FUPA39B, FUPB37B, FUPC37B)		
54	FUP39C	Char	1	$1.		SEATED BLOOD PRESSURE # 2: ARM (FUPA39C, FUPB37C, FUPC37C)		
72	FUP41	Num	8	MMDDYY10.		DATE OF DATA COLLECTION (FUPA41, FUPB39, FUPC39)		
78	FUP41D	Char	2			Day of DATE OF DATA COLLECTION (FUPA41, FUPB39, FUPC39)		
75	FUP41M	Char	2			Month of DATE OF DATA COLLECTION (FUPA41, FUPB39, FUPC39)		
81	FUP41Y	Char	4			Year of DATE OF DATA COLLECTION (FUPA41, FUPB39, FUPC39)		
83	FUPB40	Char	1	$1.		METHOD OF DATA COLLECTION (FUPB40, FUPC40)	C=Computer P=Paper	Added 2/21/05
107	BLIND_STAFF_ID	Char	3			INITIALS OF DATA COLLECTOR (FUPA42, FUPB4, FUPC41)		

Obs	BLINDID	VERS	FUP1	FUP2	FUP3B	FUP4	FUP5C	FUP9	FUP10	FUP11A	FUP11B	FUPA12A	FUP13	FUP14A	FUP14B	FUP14C	FUP14D	FUP14E
1	0001	A	B					N	N	N			Y	N	Y	N	N	N
2	0001	A	A				R	N	N	N			N					
3	0001	A	B					N	N	N			N					
4	0001	B	A				R	N	N	N			N					
5	0001	B	B					N	N	N			N					

Obs	BLINDID	VERS	FUP1	FUP2	FUP3B	FUP4	FUP5C	FUP9	FUP10	FUP11A	FUP11B	FUPA12A	FUP13	FUP14A	FUP14B	FUP14C	FUP14D	FUP14E
6	0001	B	A				R	N	N	N			N					
7	0001	B	B					Y	N	N			N					
8	0001	B	A				R	N	N	N			N					
9	0001	C	E	E														
10	0001	C	A				R	Y	N	N			N					

Obs	FUP14F	FUP15	FUP16	FUP17	FUP18	FUP22	FUP23A	FUP23B	FUP23C	FUP24	FUP25	FUP26A	FUP28	FUP29A	FUP29B	FUP29C	FUP29D
1	N	A			Y	N				Y							
2		A			Y	N				N	N	C	Y	N	Y	N	N
3		A			Y	N				Y							
4		A			N	N				N	Y	C	Y	N	Y	Y	Y
5		B			N	N				Y							
6		B			N	N				N	Y	C	N				
7		B			N	N				Y							
8		A			N	N				N	Y	C	N				
9																	
10		A			N	N				N	N	C	Y	N	N	N	N

Obs	FUP29E	FUP29F	FUP29G	FUP29H	FUP30	FUP31A	FUP31B	FUP31C	FUP31D	FUP31E	FUP31F	FUP31G	FUP32	FUP33	FUP34	FUP35	FUP36
1																	
2	N	N	N	N	N								C	A	E	A	D
3																	
4	N	N	N	N	N								A		E	A	C
5																	
6					N								A		E	B	C
7																	
8					N								A		C	A	D

Obs	FUP29E	FUP29F	FUP29G	FUP29H	FUP30	FUP31A	FUP31B	FUP31C	FUP31D	FUP31E	FUP31F	FUP31G	FUP32	FUP33	FUP34	FUP35	FUP36
9																	
10	N	N	N	N	Y	Y	N	N	N	N	Y	CARNATION	A		B	B	C

Obs	FUP37	FUP39C	VISIT	FSEQNO	FUP5A	FUP5B	FUP6	FUP7	FUP26B	FUP26C	FUP27A	FUP27B	FUP27C	FUP27D	FUP38	FUP39A	FUP39B	FUP3A
1			2	0														
2	E	R	3	0	160	72	72	193			35		20	12	0	132	74	
3			4	0														
4	D	R	5	0	127	59	72	204			36	0	50	15	0	116	60	
5			6	0														
6	C	R	7	0	162	66	72	198			36		50	15	1	142	50	
7			8	0														
8	D	R	9	0	147	69	71	183			32		20	10	0	150	65	
9			10	0														
10	D	R	11	0	135	87	71	154			40	0	25	12	0	140	90	

Obs	FUP12B	FUP41	FUP3AM	FUP12BM	FUP41M	FUP3AD	FUP12BD	FUP41D	FUP3AY	FUP12BY	FUP41Y	FUPB34	FUPB40	FUPC11A	FUPC11C1
1		01/30/2004			01			30			2004				
2		07/15/2004			07			15			2004				
3		01/10/2005			01			10			2005				
4		07/19/2005			07			19			2005	B	P		
5		01/03/2006			01			03			2006		P		
6		08/31/2006			08			31			2006	B	P		
7		03/19/2007			03			19			2007		P		
8		09/06/2007			09			06			2007	C	P		
9		03/19/2008			03			19			2008		P		
10		03/20/2008			03			20			2008	C	P	Y	10

Obs	FUPC11E1	FUPC11F1	FUPC11C2	FUPC11E2	FUPC11F2	FUPC11C3	FUPC11E3	FUPC11F3	FUPC11B	FUPC11D1	FUPC11D2	FUPC11D3	FUPC11D1M
1													
2													
3													
4													
5													
6													
7													
8													
9													
10	F	O							1	10/14/2007		10	

Obs	FUPC11D2M	FUPC11D3M	FUPC11D1D	FUPC11D2D	FUPC11D3D	FUPC11D1Y	FUPC11D2Y	FUPC11D3Y	BLIND_STAFF_ID
1									354
2									089
3									089
4									138
5									080
6									138
7									814
8									336
9									624
10			14			2007			782

Form Version

VERS	Frequency	Percent
A	4902	14.25
B	15204	44.19
C	14299	41.56

TYPE OF CONTACT (FUPA1)

FUP1	Frequency	Percent
A	12212	35.49
B	16100	46.80
C	2652	7.71
D	1093	3.18
E	2328	6.77
Missing	20	0.06

MAIN REASON VISIT WAS MISSED (FUPA2)

FUP2	Frequency	Percent
A	365	1.06
B	42	0.12
C	224	0.65
D	435	1.26
E	983	2.86
F	266	0.77
Missing	32090	93.27

REASON PARTICIPANT WITHDREW (FUPA3B)

FUP3B	Frequency	Percent
N	61	0.18
Y	163	0.47
Missing	34181	99.35

PARTICIPANT CURRENTLY ON STUDY MEDS (FUPA4)

FUP4	Frequency	Percent
N	113	0.33
U	157	0.46
Y	141	0.41
Missing	33994	98.81

SEATED BLOOD PRESSURE#1: ARM (FUPA5C)

FUP5C	Frequency	Percent
L	2799	8.14
R	8198	23.83
Missing	23408	68.04

HOSPITALIZED OVERNIGHT FOR ANY REASON (FUPA9)

FUP9	Frequency	Percent
N	27032	78.57
Y	5012	14.57
Missing	2361	6.86

UNDERGONE ANGIOPLASTY AS OUTPATIENT (FUPA10)

FUP10	Frequency	Percent
N	31975	92.94
Y	67	0.19
Missing	2363	6.87

HAD BONE FRACTURE (FUPC11A)

FUPC11A	Frequency	Percent
N	12512	36.37
Y	353	1.03
Missing	21540	62.61

PART OF BODY-FRACTURE #1 (FUPC11C1)

FUPC11C1	Frequency	Percent
01	39	0.11
02	91	0.26
03	30	0.09
04	35	0.10
05	16	0.05
06	34	0.10
07	18	0.05
08	15	0.04
09	4	0.01
10	37	0.11
12	4	0.01
13	2	0.01
14	25	0.07
Missing	34055	98.98

HOW FRACTURE OCCURRED (FUPC11E1)

FUPC11E1	Frequency	Percent
C	43	0.12
F	194	0.56
O	59	0.17
S	50	0.15
Missing	34059	98.99

WHERE FRACTURE TREATED (FUPC11F1)

FUPC11F1	Frequency	Percent
I	124	0.36
O	226	0.66
Missing	34055	98.98

PART OF BODY-FRACTURE #1 (FUPC11C2)

FUPC11C2	Frequency	Percent
01	7	0.02
02	12	0.03
03	4	0.01
04	7	0.02
06	1	0.00
07	3	0.01
09	2	0.01
10	9	0.03
14	3	0.01
Missing	34357	99.86

HOW FRACTURE OCCURRED (FUPC11E2)

FUPC11E2	Frequency	Percent
C	12	0.03
F	21	0.06
O	10	0.03
S	6	0.02
Missing	34356	99.86

WHERE FRACTURE TREATED (FUPC11F2)

FUPC11F2	Frequency	Percent
I	17	0.05
O	32	0.09
Missing	34356	99.86

PART OF BODY-FRACTURE #1 (FUPC11C3)

FUPC11C3	Frequency	Percent
01	1	0.00
02	1	0.00
05	1	0.00
06	1	0.00
10	3	0.01
14	1	0.00
Missing	34397	99.98

HOW FRACTURE OCCURRED (FUPC11E3)

FUPC11E3	Frequency	Percent
C	2	0.01
F	4	0.01
O	2	0.01
S	1	0.00
Missing	34396	99.97

WHERE FRACTURE TREATED (FUPC11F3)

FUPC11F3	Frequency	Percent
I	3	0.01
O	6	0.02
Missing	34396	99.97

RENAL GRAFT FUNCTION HAS DETERIORATED (FUPA11A, FUPB11A, FUPC12A)

FUP11A	Frequency	Percent
N	30322	88.13
Y	1716	4.99
Missing	2367	6.88

HOSPITALIZED FOR DETERIORATED RENAL GRAFT(FUPA11B, FUPB11B, FUPC12B)

FUP11B	Frequency	Percent
N	1275	3.71
Y	435	1.26
Missing	32695	95.03

ARE YOU CURRENTLY ON DIALYSIS (FUPB12A, FUPC12C)

FUPA12A	Frequency	Percent
N	1085	3.15
Y	626	1.82
Missing	32694	95.03

SIDE EFFECTS DUE TO STUDY VITAMIN (FUPA13, FUPB13, FUPC13)

FUP13	Frequency	Percent
N	31057	90.27
Y	962	2.80
Missing	2386	6.94

SIDE EFFECT: ITCHING (FUPA14A, FUPB14A, FUPC14A)

FUP14A	Frequency	Percent
N	872	2.53
Y	60	0.17
Missing	33473	97.29

SIDE EFFECT: GASTROINTESTINAL DISTURBANCES (FUPA14B, FUPB14B, FUPC14B)

FUP14B	Frequency	Percent
N	509	1.48
Y	431	1.25
Missing	33465	97.27

SIDE EFFECT:HEADACHE (FUPA14C, FUPB14C, FUPC14C)

FUP14C	Frequency	Percent
N	884	2.57
Y	49	0.14
Missing	33472	97.29

SIDE EFFECT: FATIGUE (FUPA14D, FUPB14D, FUPC14D)

FUP14D	Frequency	Percent
N	819	2.38
Y	115	0.33
Missing	33471	97.29

SIDE EFFECT: CHANGE IN APPETITE OR WEIGHT (FUPA14E), FUPB14E, FUPC14E)

FUP14E	Frequency	Percent
N	830	2.41
Y	103	0.30
Missing	33472	97.29

SIDE EFFECT: OTHER (FUPA14F, FUPB14F, FUPC14F)

FUP14F	Frequency	Percent
N	608	1.77
Y	343	1.00
Missing	33454	97.24

OVER PAST 6 MON. FREQUENCY OF VITAMIN INTAKE (FUPA15, FUPB15, FUPC15)

FUP15	Frequency	Percent
A	24754	71.95
B	4584	13.32
C	560	1.63
D	208	0.60
E	106	0.31
F	54	0.16
G	1773	5.15
U	1	0.00
Missing	2365	6.87

PATIENT CONVERTED TO RESUME VITAMIN (FUPA16, FUPB16, FUPC16)

FUP16	Frequency	Percent
S	302	0.88
U	1450	4.21
Missing	32653	94.91

REASON FOR NOT TAKING STUDY VITAMIN (FUPA17, FUPB17, FUPC17)

FUP17	Frequency	Percent
A	394	1.15
B	50	0.15
C	534	1.55
D	1705	4.96
Missing	31722	92.20

WAS STUDY VITAMIN TAKEN TODAY (FUPA18, FUPB18, FUPC18)

FUP18	Frequency	Percent
N	12341	35.87
Y	19313	56.13
Missing	2751	8.00

USING OTHER VITAMIN SUPPLEMENT (FUPA22, FUPB19, FUPC19)

FUP22	Frequency	Percent
N	30028	87.28
Y	1967	5.72
Missing	2410	7.00

OTHER VITAMIN: FOLIC ACID (FUPA23A, FUPB20A, FUPC20A)

FUP23A	Frequency	Percent
N	824	2.40
Y	1108	3.22
Missing	32473	94.38

OTHER VITAMIN:VITAMIN B6 (FUPA23B, FUPB20B, FUPC20B)

FUP23B	Frequency	Percent
N	896	2.60
Y	1040	3.02
Missing	32469	94.37

OTHER VITAMIN: VITAMIN B12 (FUPA23C, FUPB20C, FUPC20C)

FUP23C	Frequency	Percent
N	738	2.15
Y	1203	3.50
Missing	32464	94.36

TELEPHONE CONTACT (FUPA24, FUPB2, FUPC21)

FUP24	Frequency	Percent
K	1	0.00
N	12379	35.98
Y	19130	55.60
Missing	2895	8.41

CURR. TREATED FOR HYPERTENSION WITH MEDS. (FUPA25, FUPB22, FUPC22)

FUP25	Frequency	Percent
N	1408	4.09
Y	10900	31.68
Missing	22097	64.23

SMOKING STATUS (FUPA26A, FUPB23A, FUPC23A)

FUP26A	Frequency	Percent
A	6258	18.19
B	1228	3.57
C	4765	13.85
Missing	22154	64.39

EATEN ANY 8OZ COLD CEREAL 3X PER WEEK (FUPA28, FUPB25, FUPC25)

FUP28	Frequency	Percent
N	8658	25.16
U	1	0.00
Y	3577	10.40
Missing	22169	64.44

NABISCO 100% BRAN (FUPA29A, FUPB26A, FUPC26A)

FUP29A	Frequency	Percent
N	3465	10.07
Y	110	0.32
Missing	30830	89.61

GENERAL MILLS MULTI GRAIN CHEERIOS PLUS (FUPA29B, FUPB26B, FUPC26B)

FUP29B	Frequency	Percent
N	3065	8.91
Y	509	1.48
Missing	30831	89.61

GENERAL MILLS TOTAL RAISIN BRAN (FUPA29C, FUPB26C, FUPC26C)

FUP29C	Frequency	Percent
N	3143	9.14
Y	432	1.26
Missing	30830	89.61

GENERAL MILLS TOTAL CORN FLAKES (FUPA29D, FUPB26D,FUPC26D)

FUP29D	Frequency	Percent
N	3258	9.47
Y	316	0.92
Missing	30831	89.61

GENERAL MILLS TOTAL WHOLE GRAIN (FUPA29E, FUPB26E, FUPC26E)

FUP29E	Frequency	Percent
N	3439	10.00
Y	135	0.39
Missing	30831	89.61

KELLOGGS SMART START (FUPA29F, FUPB26F, FUPC26F)

FUP29F	Frequency	Percent
N	3428	9.96
Y	145	0.42
Missing	30832	89.61

KELLOGGS PRODUCT 19 (FUPA29G, FUPB26G, FUPC26G)

FUP29G	Frequency	Percent
N	3543	10.30
Y	30	0.09
Missing	30832	89.61

QUAKER KRETSCHMER HONEY CRUNCH WHEAT GERM (FUPA29H, FUPB26H, FUPC26H)

FUP29H	Frequency	Percent
N	3489	10.14
Y	85	0.25
Missing	30831	89.61

DRANK ANY DIETARY SUPPLEMENT 3X PER WEEK (FUPA30, FUPB27, FUPC27)

FUP30	Frequency	Percent
N	11869	34.50
Y	385	1.12
Missing	22151	64.38

ENSURE PLUS HN (FUPA31A, FUPB28A, FUPC28A)

FUP31A	Frequency	Percent
N	295	0.86
Y	72	0.21
Missing	34038	98.93

REPLENA (FUPA31B, FUPB28B, FUPC28B)

FUP31B	Frequency	Percent
N	364	1.06
Y	3	0.01
Missing	34038	98.93

SANDOZ NUTRITION CITROTEIN (FUPA31C, FUPB28C, FUPC28C)

FUP31C	Frequency	Percent
N	366	1.06
Y	1	0.00
Missing	34038	98.93

PULMOCARE (FUPA31D, FUPB28D, FUPC28D)

FUP31D	Frequency	Percent
N	367	1.07
Missing	34038	98.93

MAGNACAL RENAL (FUPA31E, FUPB28E, FUPC28E)

FUP31E	Frequency	Percent
N	367	1.07
Missing	34038	98.93

ANY OTHER (FUPA31F, FUPB28F, FUPC28F)

FUP31F	Frequency	Percent
N	84	0.24
Y	286	0.83
Missing	34035	98.92

FREQ OF VIGOROUS ACTIVITIES IN PAST MONTH (FUPA32, FUPB29, FUPC29)

FUP32	Frequency	Percent
A	6483	18.84
B	1427	4.15
C	1645	4.78
D	1504	4.37
E	1165	3.39
Missing	22181	64.47

AVG. DURATION OF VIGOROUS ACTIVITIES IN PAST MONTH (FUPA33, FUPB30)

FUP33	Frequency	Percent
A	3351	9.74
B	1565	4.55
C	815	2.37
Missing	28674	83.34

FREQ OF WALKS IN PAST MONTH (FUPA34, FUPB31)

FUP34	Frequency	Percent
A	3803	11.05
B	1513	4.40
C	2169	6.30
D	1956	5.69
E	2774	8.06
Missing	22190	64.50

AVG. TIME WALKED IN PAST MONTH (FUPA35, FUPB32)

FUP35	Frequency	Percent
A	5783	16.81
B	1849	5.37
C	760	2.21
Missing	26013	75.61

DURATION OF MOVING ABOUT ON FEET IN PAST MONTH (FUPA36, FUPB33)

FUP36	Frequency	Percent
A	240	0.70
B	816	2.37
C	2899	8.43
D	3075	8.94
E	2183	6.35
F	3005	8.73
Missing	22187	64.49

AVG. DAILY HOURS SPENT STAND/MOVING IN PAST MO (FUPB34)

FUPB34	Frequency	Percent
A	1569	4.56
B	2924	8.50
C	2742	7.97
D	1222	3.55
E	760	2.21
F	1103	3.21
Missing	24085	70.00

AVG. DAILY HOURS SPENT SITTING IN PAST MONTH (FUPA37, FUPB35, FUPC35)

FUP37	Frequency	Percent
A	84	0.24
B	2101	6.11
C	5159	14.99
D	2579	7.50
E	2282	6.63
Missing	22200	64.53

SEATED BLOOD PRESSURE # 2: ARM (FUPA39C, FUPB37C, FUPC37C)

FUP39C	Frequency	Percent
L	2728	7.93
R	7310	21.25
Missing	24367	70.82

METHOD OF DATA COLLECTION (FUPB40, FUPC40)

FUPB40	Frequency	Percent
C	1550	4.51
P	27930	81.18
Missing	4925	14.31

Variable	*Label*	*N*	*Mean*	*Median*	*Std Dev*	*Minimum*	*Maximum*
FUP5A	SEATED BLOOD PRESSURE#1: SYSTOLIC (FUPA5A)	12042	137.76	136.00	21.01	60.00	248.00
FUP5B	SEATED BLOOD PRESSURE#1: DIASTOLIC (FUPA5B)	12023	77.73	78.00	12.74	17.00	177.00
FUP6	HEIGHT IN INCHES (FUPA6)	11838	67.22	67.00	4.05	49.00	83.00
FUP7	WEIGHT IN LBS (FUPA7)	12119	188.03	183.00	45.46	0.00	402.00
FUPC11B	HOW MANY FRACTURES (FUPC11B)	350	1.20	1.00	0.62	1.00	8.00
FUP26B	CURRENT SMOKER: NUMBER OF YEARS (FUPA26B, FUPB23B, FUPC23B)	1173	26.54	30.00	12.45	0.00	62.00
FUP26C	CURRENT SMOKER: AVG.# OF CIGARETTES PER DAY (FUPA26C, FUPB23C, FUPC23C)	1212	11.72	10.00	7.92	0.00	50.00
FUP27A	TIME SINCE QUIT SMOKING-YEARS (FUPA27A, FUPB24A, FUPC24A)	4708	17.90	16.00	11.60	0.00	60.00
FUP27B	TIME SINCE QUIT SMOKING-MONTHS (FUPA27B, FUPB24B, FUPC24B)	3724	0.79	0.00	2.16	0.00	11.00
FUP27C	PREVIOUS SMOKER: AVG NO. OF CIGARETTES PER DAY (FUPA26C, FUPB24C, FUPC24C)	4689	18.85	20.00	14.65	0.00	120.00
FUP27D	PREVIOUS SMOKER: YEARS SMOKED (FUPA27D, FUPB24D, FUPC24D)	4664	16.86	15.00	10.86	0.00	55.00
FUP38	NUMBER OF FLIGHTS OF STAIRS CLIMBED UP DAILY (FUPA38, FUPB36, FUPC36)	11823	3.90	2.00	6.33	0.00	99.00
FUP39A	SEATED BLOOD PRESSURE # 2: SYSTOLIC (FUPA39A, FUPB37A, FUPC37A)	10179	136.01	134.00	20.22	55.00	245.00
FUP39B	SEATED BLOOD PRESSURE # 2: DIASTOLIC (FUPA39B, FUPB37B, FUPC37B)	10168	77.44	77.00	12.73	36.00	181.00

FUP : SEATED BLOOD PRESSURE#1: SYSTOLIC (FUPA5A)

	N	%
Missing Values	22363	65.0

Quantiles	
Min	60.0
1%	96.0
5%	107.0
10%	112.0
25% Q1	123.0
50% Med	136.0
75% Q3	150.0
90%	165.0
95%	175.0
99%	198.0
Max	248.0

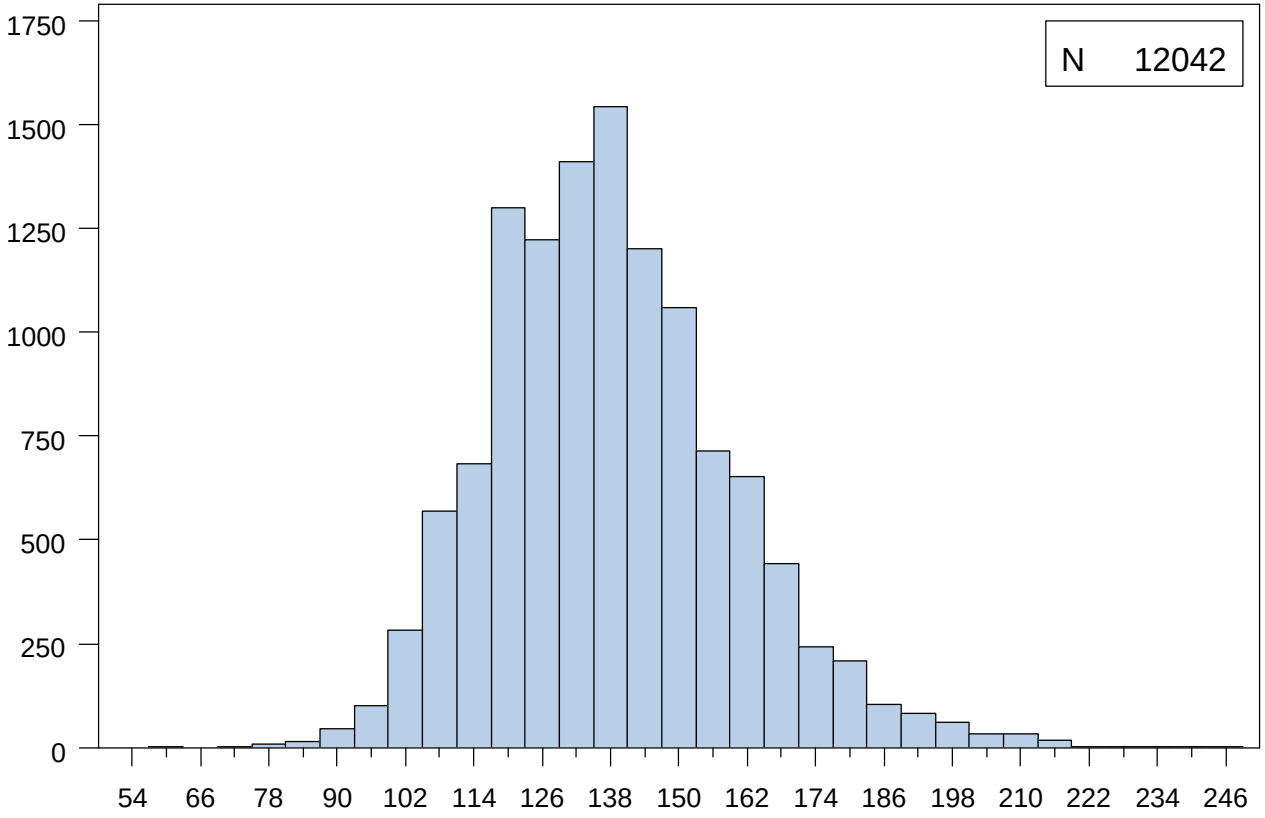

Extremes	
Lowest	N
60.0	2
72.0	2
74.0	1
75.0	1
77.0	1
Highest	N
231.0	1
232.0	1
235.0	1
242.0	1
248.0	1

Mean	137.8	Median	136.0	Mode	140.0
Standard Deviation	21.0	Interquartile Range	27.0	Range	188.0

FUP : SEATED BLOOD PRESSURE#1: DIASTOLIC (FUPA5B)

	N	%
Missing Values	22382	65.1

Quantiles	
Min	17.0
1%	50.0
5%	58.0
10%	62.0
25% Q1	70.0
50% Med	78.0
75% Q3	85.0
90%	94.0
95%	99.0
99%	111.0
Max	177.0

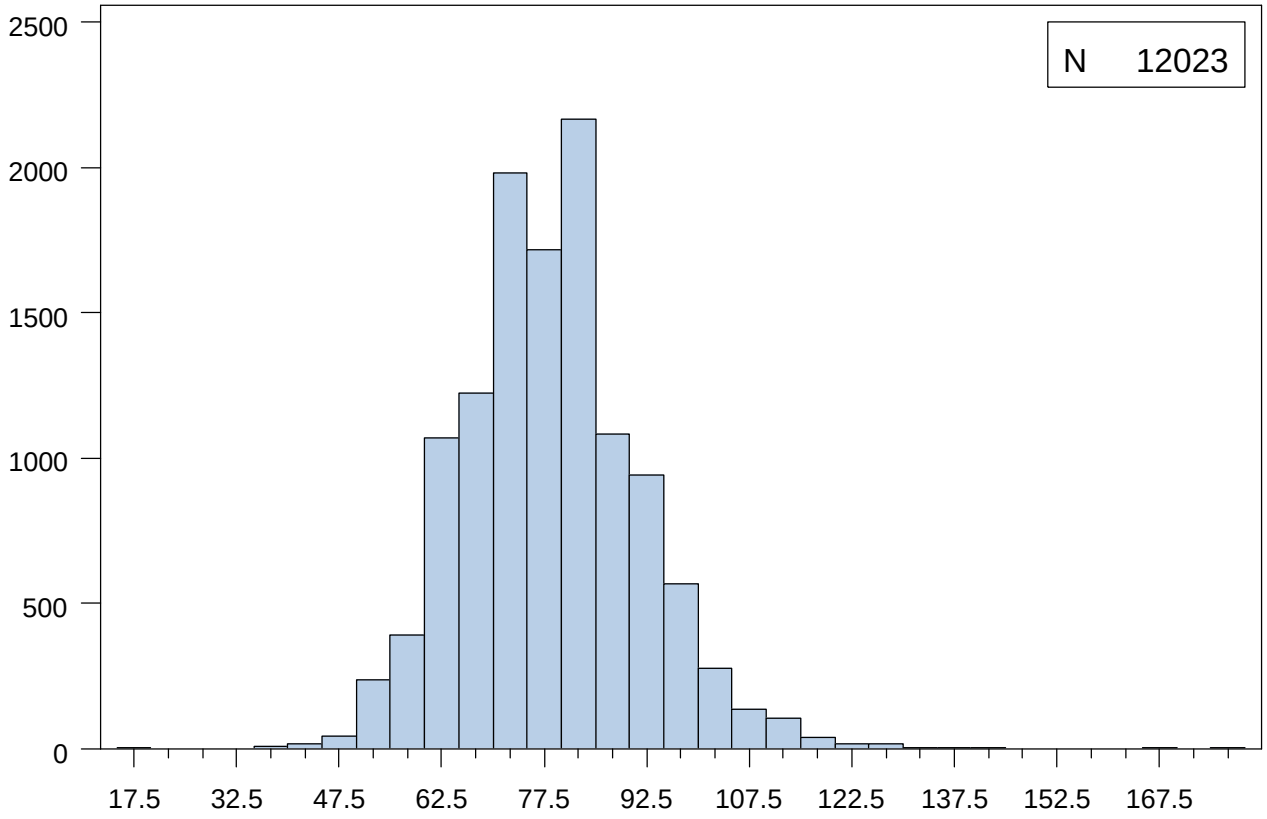

Extremes	
Lowest	N
17.0	1
36.0	1
38.0	2
39.0	2
40.0	7
Highest	N
136.0	1
138.0	1
144.0	1
167.0	1
177.0	1

Mean	77.7	Median	78.0	Mode	80.0
Standard Deviation	12.7	Interquartile Range	15.0	Range	160.0

NIDDK Closure Data Dictionary - Based on data retrieved May 17, 2010

FUP : HEIGHT IN INCHES (FUPA6)

	N	%
Missing Values	22567	65.6

Quantiles	
Min	49.0
1%	58.0
5%	60.0
10%	62.0
25% Q1	64.0
50% Med	67.0
75% Q3	70.0
90%	72.0
95%	74.0
99%	76.0
Max	83.0

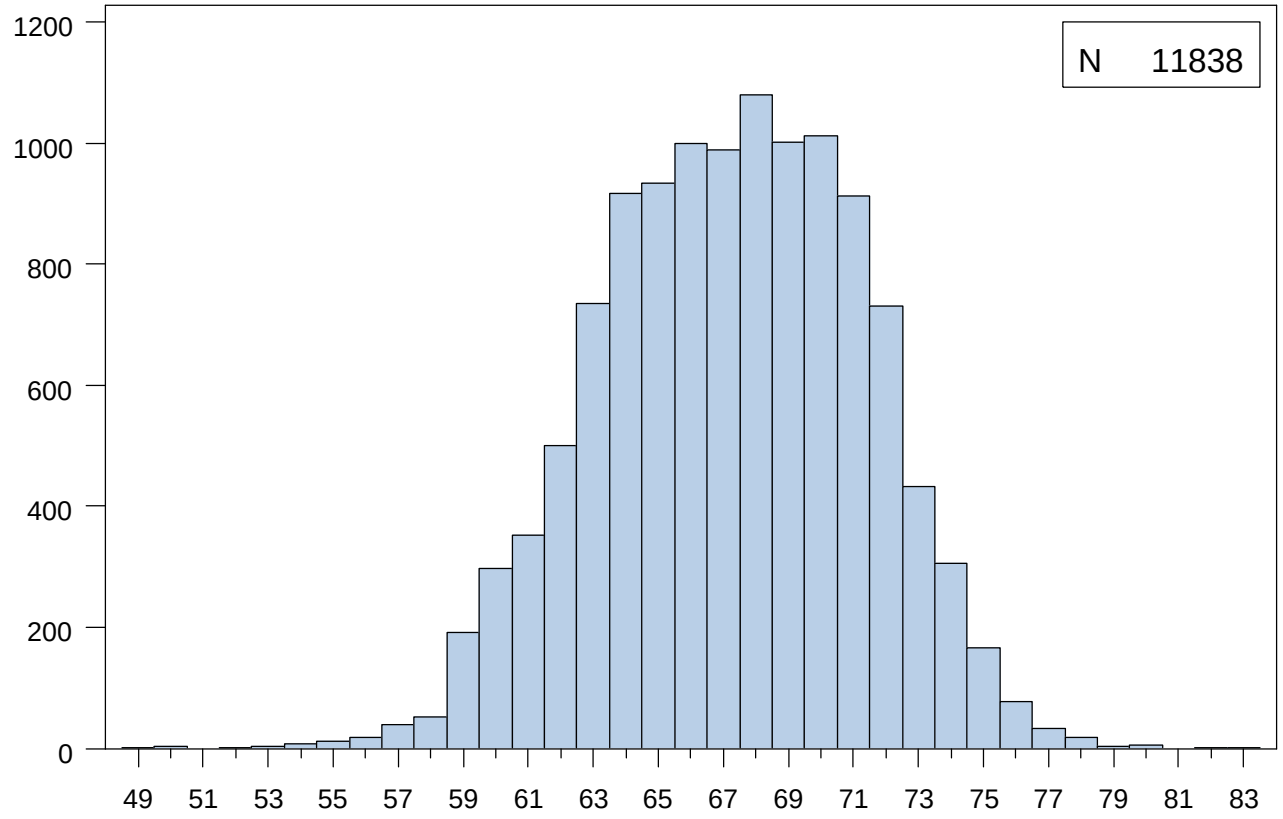

Extremes	
Lowest	N
49.0	1
50.0	4
52.0	1
53.0	4
54.0	7
Highest	N
78.0	19
79.0	4
80.0	6
82.0	2
83.0	1

Mean	67.2	Median	67.0	Mode	68.0
Standard Deviation	4.1	Interquartile Range	6.0	Range	34.0

FUP : WEIGHT IN LBS (FUPA7)

	N	%
Missing Values	22286	64.8

Quantiles	
Min	0.0
1%	106.0
5%	124.0
10%	135.0
25% Q1	156.0
50% Med	183.0
75% Q3	214.0
90%	250.0
95%	273.0
99%	319.0
Max	402.0

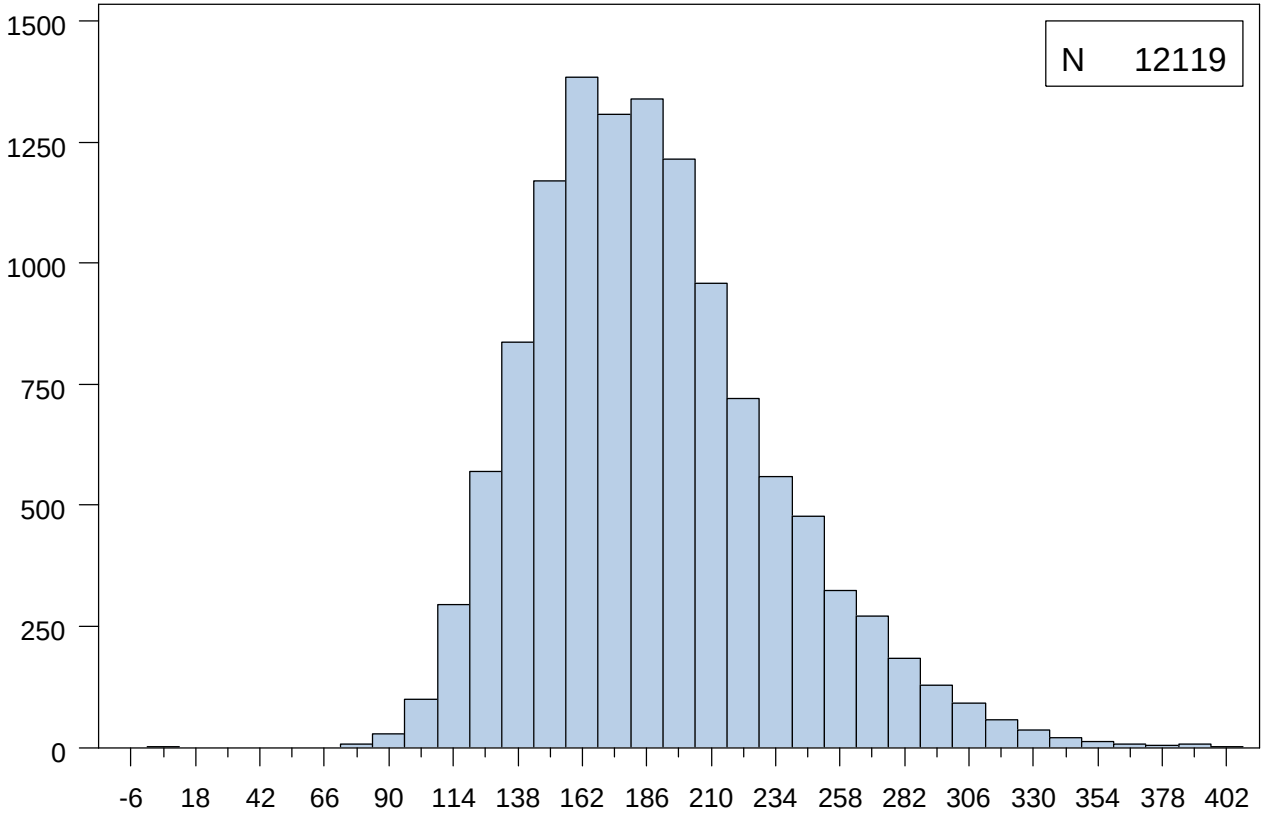

Extremes	
Lowest	N
0.0	1
76.0	2
78.0	1
80.0	1
83.0	3
Highest	N
387.0	1
389.0	1
392.0	2
398.0	1
402.0	1

Mean	188.0	Median	183.0	Mode	165.0
Standard Deviation	45.5	Interquartile Range	58.0	Range	402.0

FUP : HOW MANY FRACTURES (FUPC11B)

	N	%
Missing Values	34055	99.0

Quantiles	
Min	1.0
1%	1.0
5%	1.0
10%	1.0
25% Q1	1.0
50% Med	1.0
75% Q3	1.0
90%	2.0
95%	2.0
99%	3.0
Max	8.0

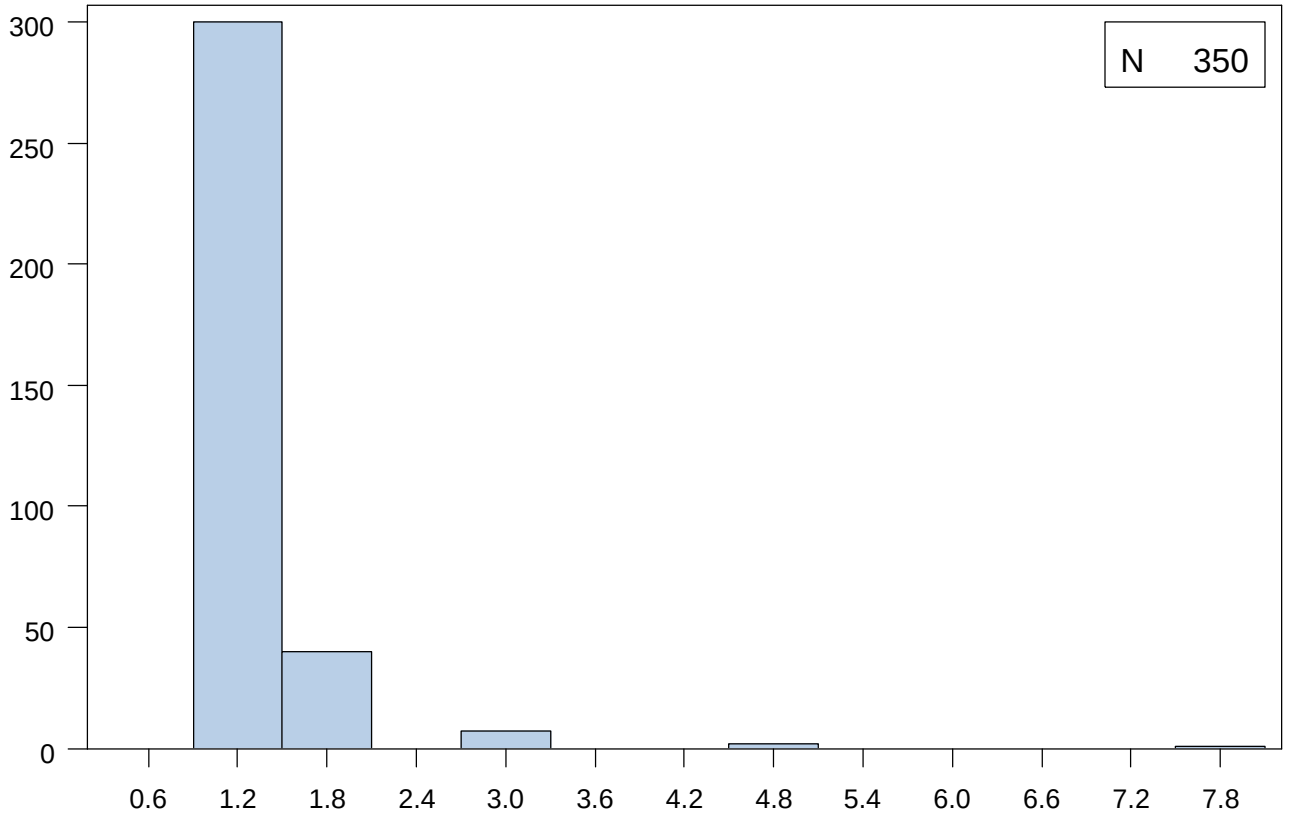

Extremes	
Lowest	N
1.0	300
2.0	40
3.0	7
5.0	2
8.0	1
Highest	N

Mean	1.2	Median	1.0	Mode	1.0
Standard Deviation	0.6	Interquartile Range	0.0	Range	7.0

FUP : CURRENT SMOKER: NUMBER OF YEARS (FUPA26B, FUPB23B, FUPC23B)

	N	%
Missing Values	33232	96.6

Quantiles	
Min	0.0
1%	1.0
5%	2.0
10%	7.0
25% Q1	20.0
50% Med	30.0
75% Q3	35.0
90%	40.0
95%	45.0
99%	51.0
Max	62.0

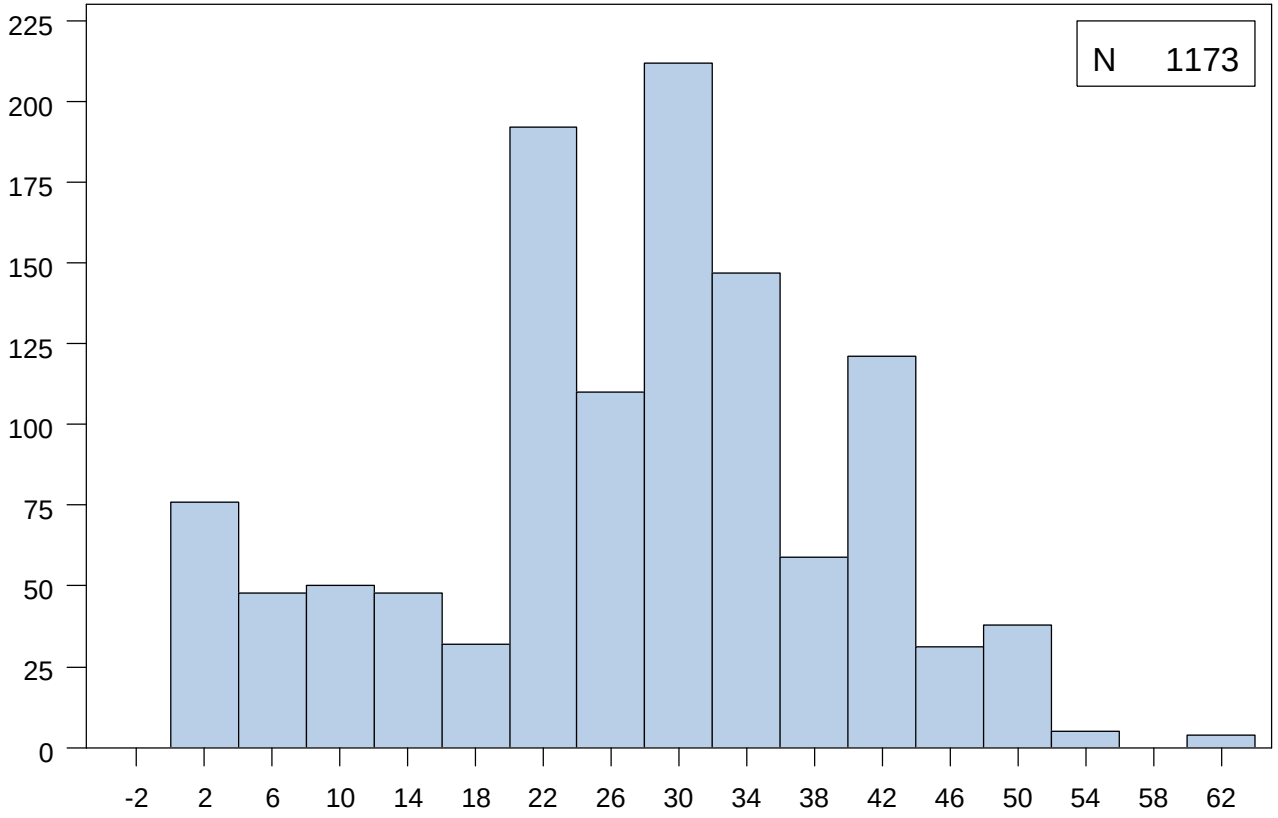

Extremes	
Lowest	N
0.0	8
1.0	36
2.0	23
3.0	9
4.0	8
Highest	N
53.0	3
55.0	1
60.0	2
61.0	1
62.0	1

Mean	26.5	Median	30.0	Mode	30.0
Standard Deviation	12.4	Interquartile Range	15.0	Range	62.0

FUP : CURRENT SMOKER: AVG.# OF CIGARETTES PER DAY (FUPA26C, FUPB23C, FUPC23C)

	N	%
Missing Values	33193	96.5

Quantiles	
Min	0.0
1%	1.0
5%	2.0
10%	2.0
25% Q1	5.0
50% Med	10.0
75% Q3	20.0
90%	20.0
95%	25.0
99%	35.0
Max	50.0

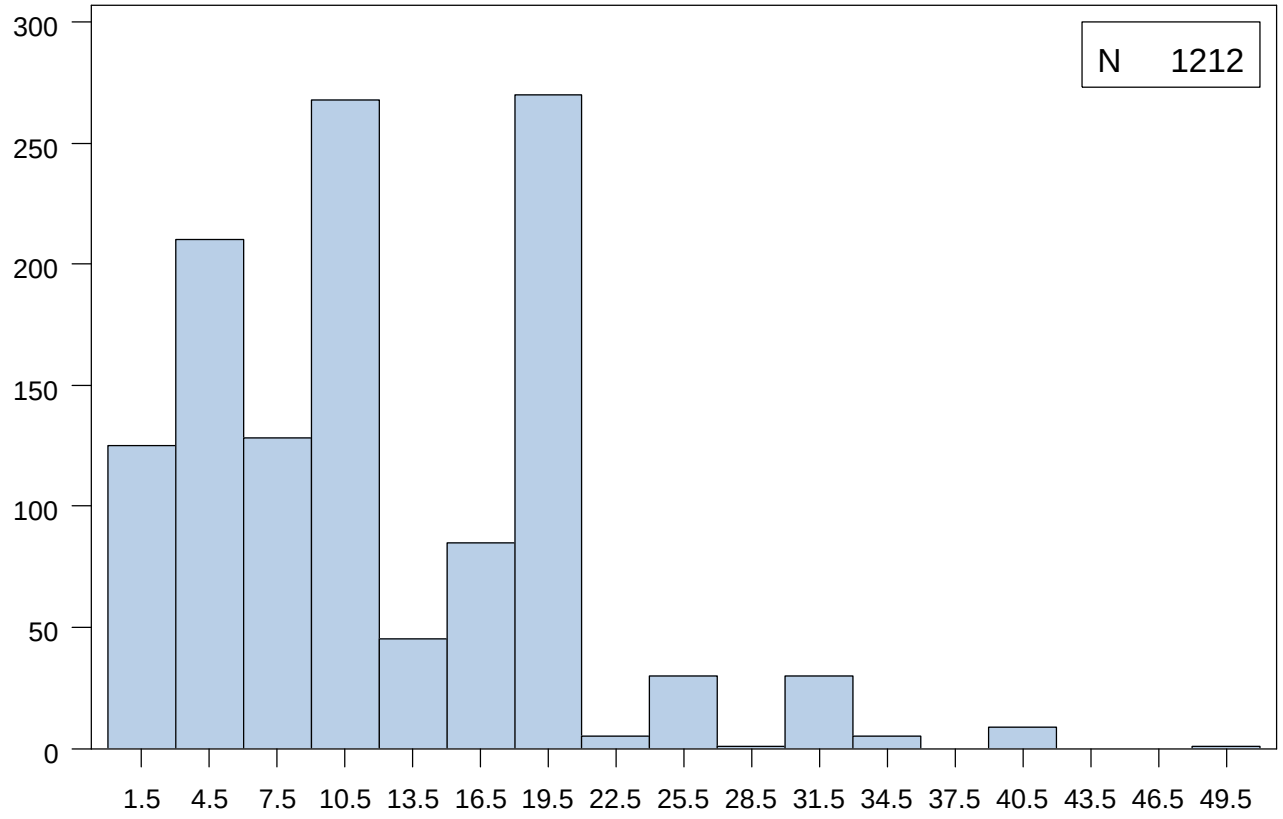

Extremes	
Lowest	N
0.0	3
1.0	49
2.0	73
3.0	64
4.0	52
Highest	N
27.0	1
30.0	30
35.0	5
40.0	9
50.0	1

Mean	11.7	Median	10.0	Mode	20.0
Standard Deviation	7.9	Interquartile Range	15.0	Range	50.0

FUP : TIME SINCE QUIT SMOKING-YEARS (FUPA27A, FUPB24A, FUPC24A)

	N	%
Missing Values	29697	86.3

Quantiles	
Min	0.0
1%	0.0
5%	1.0
10%	4.0
25% Q1	8.0
50% Med	16.0
75% Q3	25.0
90%	35.0
95%	40.0
99%	46.0
Max	60.0

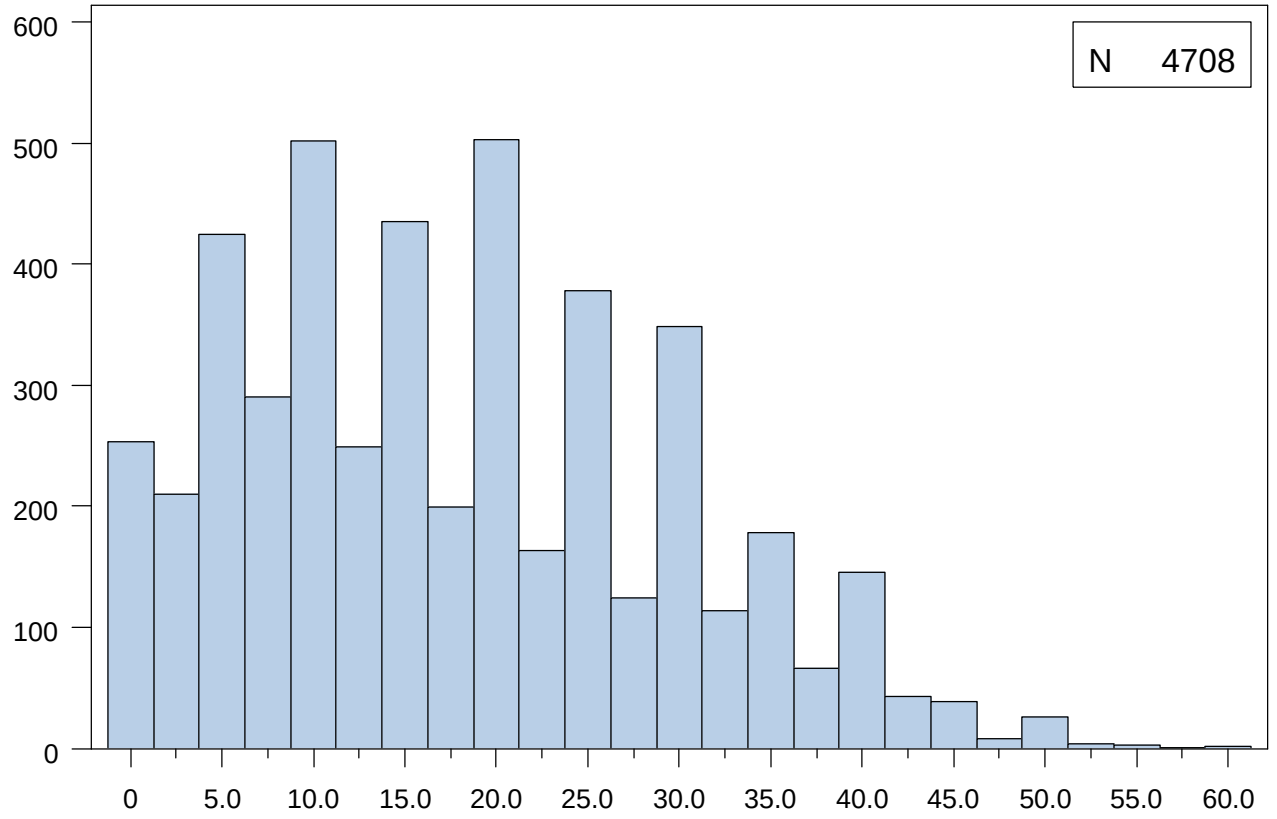

Extremes	
Lowest	N
0.0	147
1.0	106
2.0	96
3.0	114
4.0	111
Highest	N
53.0	2
54.0	1
55.0	2
58.0	1
60.0	2

Mean	17.9	Median	16.0	Mode	20.0
Standard Deviation	11.6	Interquartile Range	17.0	Range	60.0

FUP : TIME SINCE QUIT SMOKING-MONTHS (FUPA27B, FUPB24B, FUPC24B)

	N	%
Missing Values	30681	89.2

Quantiles	
Min	0.0
1%	0.0
5%	0.0
10%	0.0
25% Q1	0.0
50% Med	0.0
75% Q3	0.0
90%	4.0
95%	6.0
99%	10.0
Max	11.0

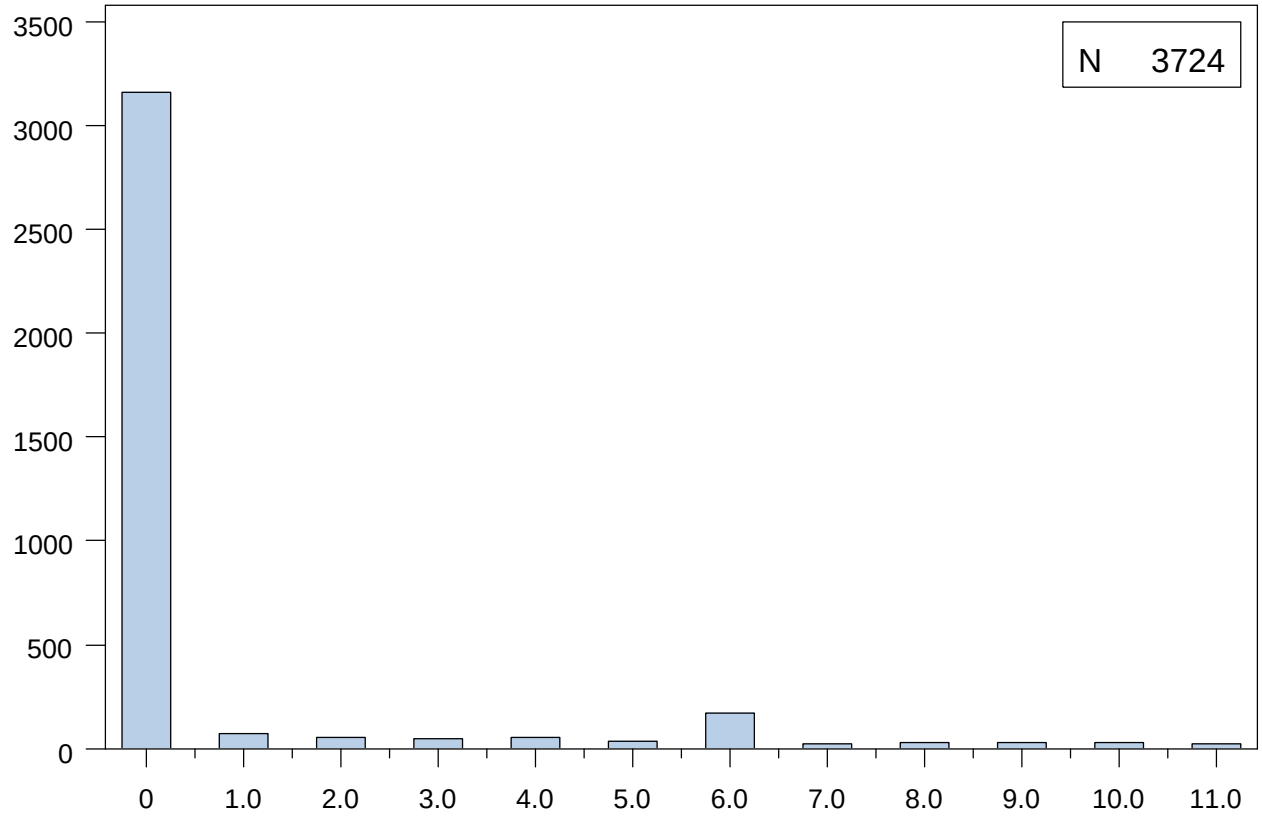

Extremes	
Lowest	N
0.0	3163
1.0	69
2.0	56
3.0	47
4.0	50
Highest	N
7.0	22
8.0	31
9.0	28
10.0	27
11.0	25

Mean	0.8	Median	0.0	Mode	0.0
Standard Deviation	2.2	Interquartile Range	0.0	Range	11.0

FUP : PREVIOUS SMOKER: AVG NO. OF CIGARETTES PER DAY (FUPA26C, FUPB24C, FUPC24C)

	N	%
Missing Values	29716	86.4

Quantiles	
Min	0.0
1%	1.0
5%	2.0
10%	3.0
25% Q1	10.0
50% Med	20.0
75% Q3	21.0
90%	40.0
95%	40.0
99%	60.0
Max	120.0

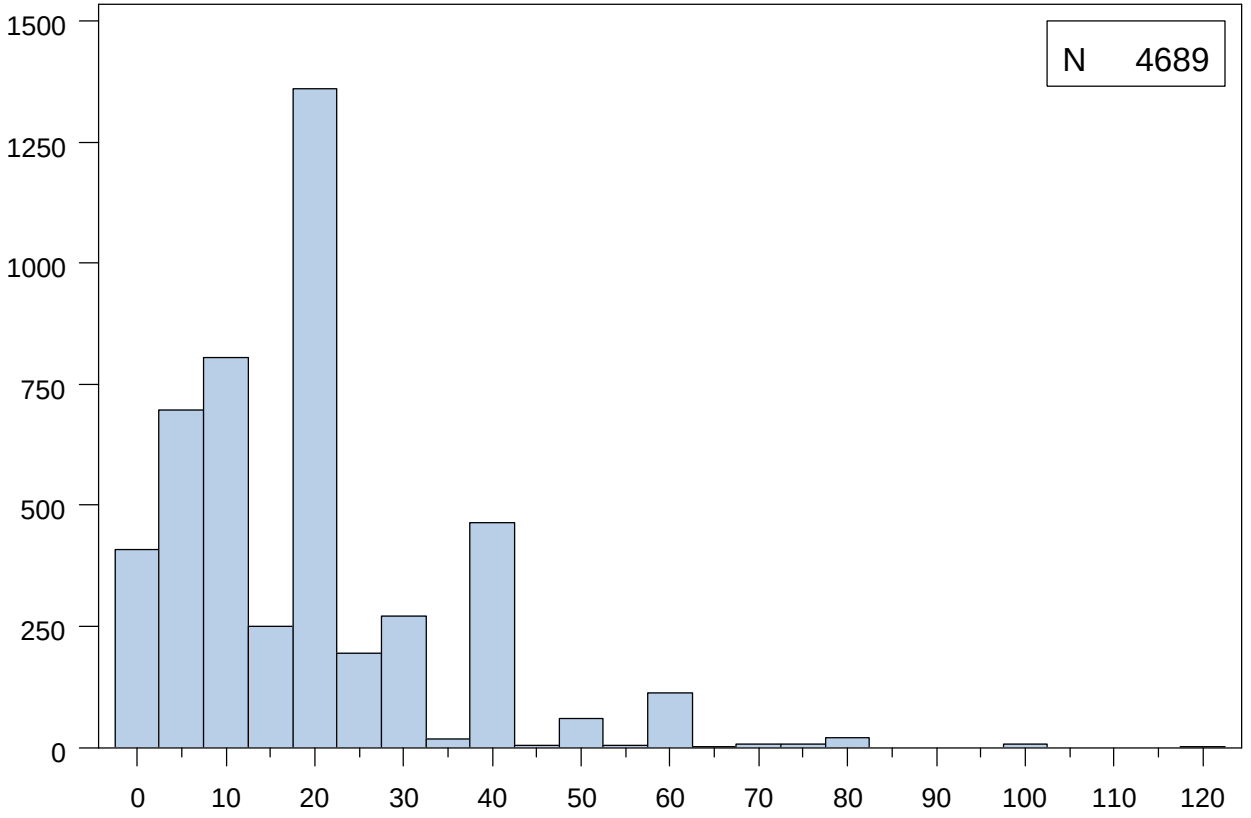

Extremes	
Lowest	N
0.0	13
1.0	155
2.0	240
3.0	211
4.0	119
Highest	N
70.0	6
75.0	8
80.0	19
100.0	6
120.0	1

Mean	18.8	Median	20.0	Mode	20.0
Standard Deviation	14.7	Interquartile Range	11.0	Range	120.0

NIDDK Closure Data Dictionary - Based on data retrieved May 17, 2010

FUP : PREVIOUS SMOKER: YEARS SMOKED (FUPA27D, FUPB24D, FUPC24D)

	N	%
Missing Values	29741	86.4

Quantiles	
Min	0.0
1%	1.0
5%	2.0
10%	3.0
25% Q1	9.0
50% Med	15.0
75% Q3	24.0
90%	30.0
95%	36.0
99%	46.0
Max	55.0

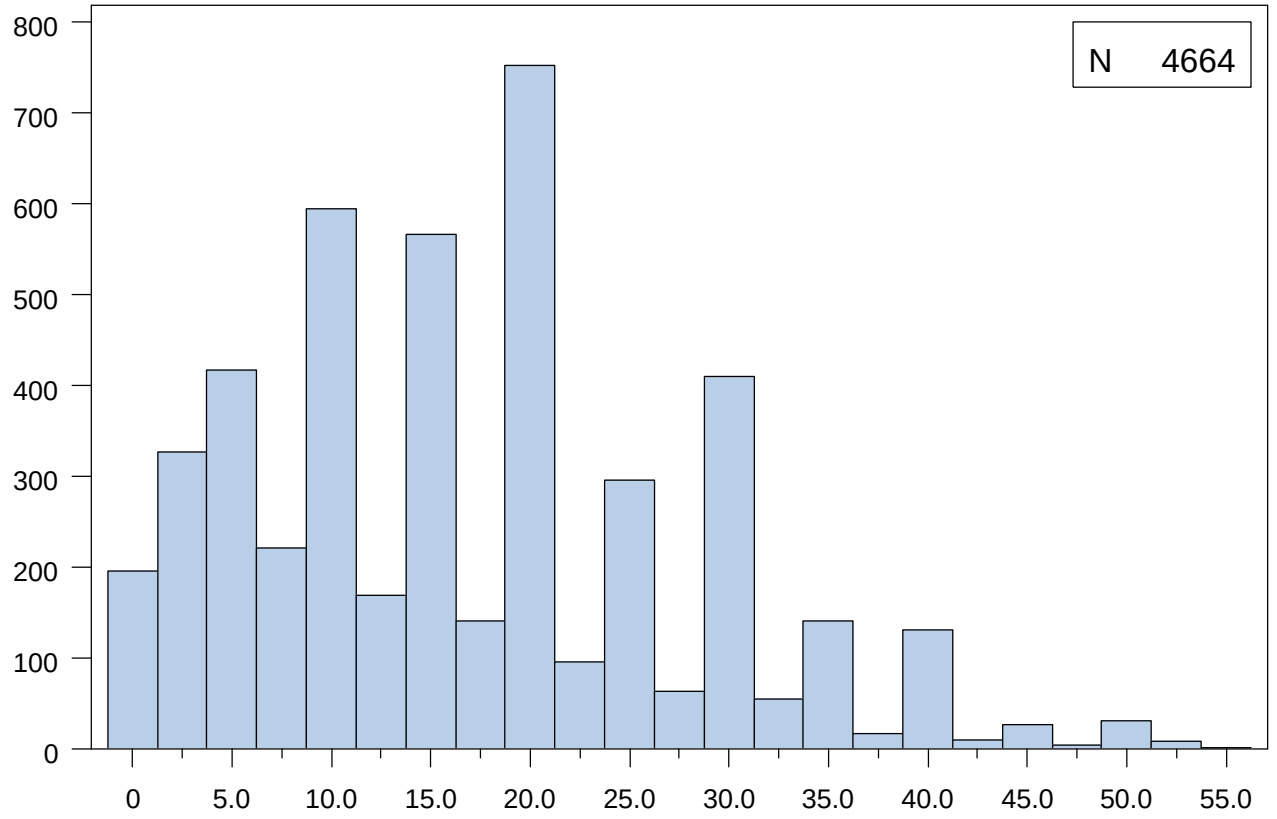

Extremes	
Lowest	N
0.0	27
0.5	2
1.0	166
2.0	159
3.0	168
Highest	N
50.0	27
51.0	1
52.0	6
53.0	2
55.0	1

Mean	16.9	Median	15.0	Mode	20.0
Standard Deviation	10.9	Interquartile Range	15.0	Range	55.0

FUP : NUMBER OF FLIGHTS OF STAIRS CLIMBED UP DAILY (FUPA38, FUPB36, FUPC36)

	N	%
Missing Values	22582	65.6

Quantiles	
Min	0.0
1%	0.0
5%	0.0
10%	0.0
25% Q1	0.0
50% Med	2.0
75% Q3	5.0
90%	10.0
95%	15.0
99%	30.0
Max	99.0

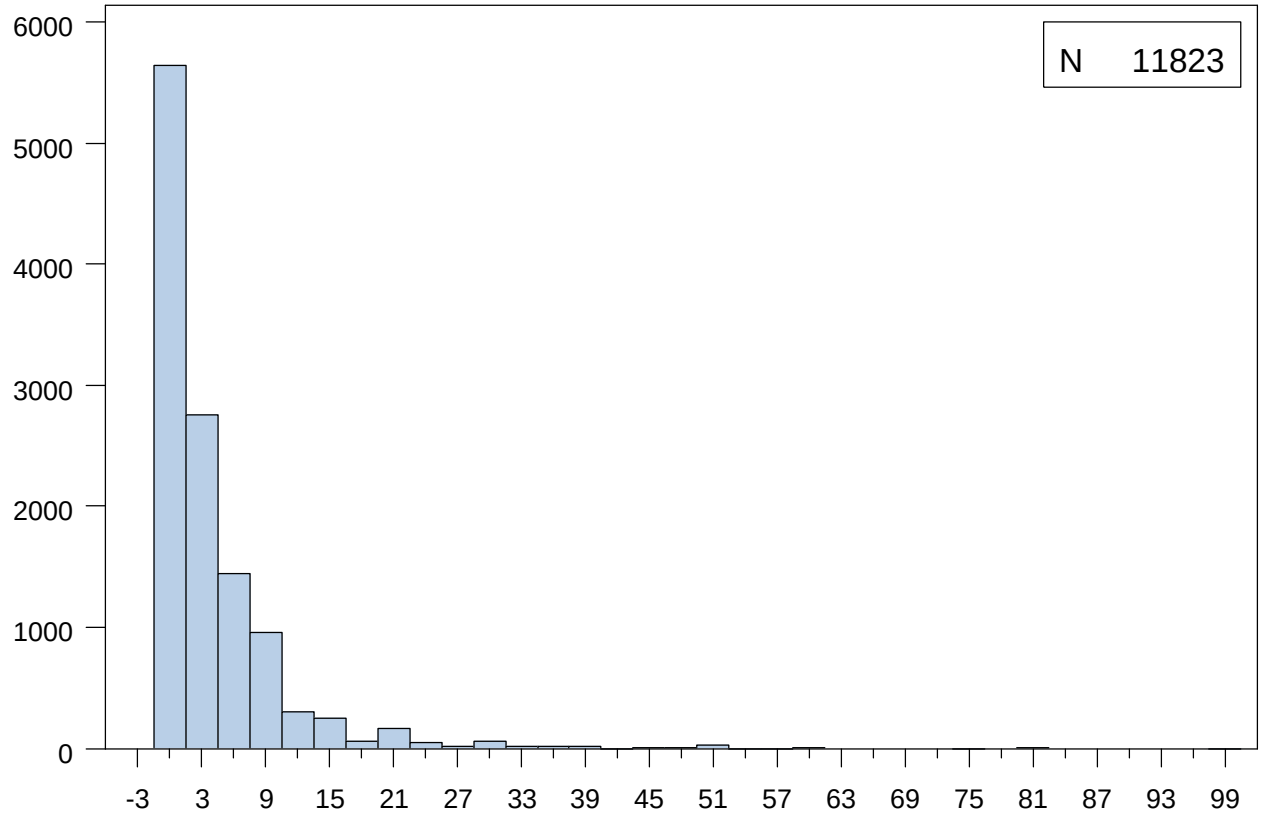

Extremes	
Lowest	N
0.0	4510
1.0	1131
2.0	1186
3.0	788
4.0	780
Highest	N
57.0	1
60.0	2
75.0	1
80.0	3
99.0	1

Mean	3.9	Median	2.0	Mode	0.0
Standard Deviation	6.3	Interquartile Range	5.0	Range	99.0

NIDDK Closure Data Dictionary - Based on data retrieved May 17, 2010

FUP : SEATED BLOOD PRESSURE # 2: SYSTOLIC (FUPA39A, FUPB37A, FUPC37A)

	N	%
Missing Values	24226	70.4

Quantiles	
Min	55.0
1%	95.0
5%	106.0
10%	112.0
25% Q1	122.0
50% Med	134.0
75% Q3	148.0
90%	162.0
95%	171.0
99%	191.0
Max	245.0

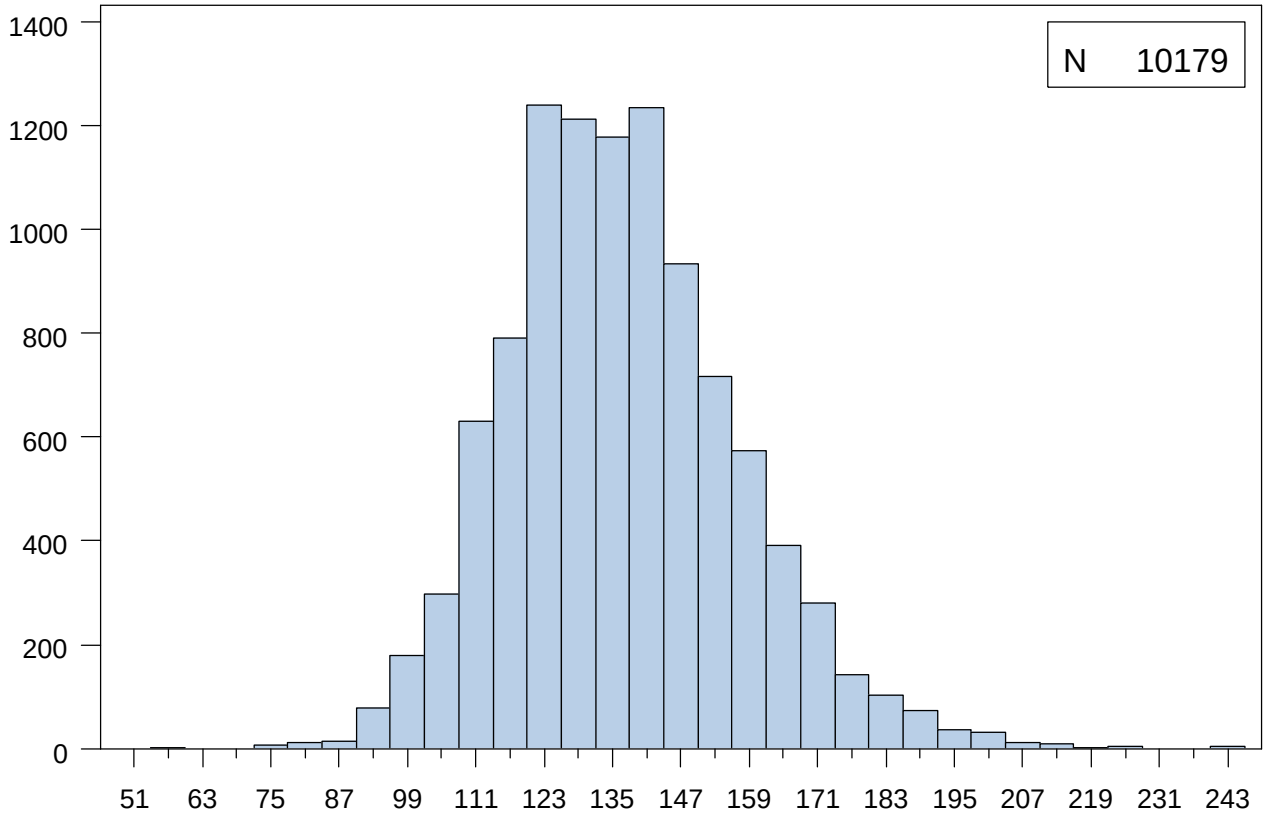

Extremes	
Lowest	N
55.0	1
74.0	3
75.0	1
76.0	3
79.0	1
Highest	N
225.0	2
227.0	1
240.0	1
242.0	1
245.0	1

Mean	136.0	Median	134.0	Mode	130.0
Standard Deviation	20.2	Interquartile Range	26.0	Range	190.0

Job FV186105a by UCCKXJ on 06FEB13 06:23

FUP : SEATED BLOOD PRESSURE # 2: DIASTOLIC (FUPA39B, FUPB37B, FUPC37B)

	N	%
Missing Values	24237	70.4

Quantiles	
Min	36.0
1%	50.0
5%	58.0
10%	62.0
25% Q1	69.0
50% Med	77.0
75% Q3	85.0
90%	94.0
95%	99.0
99%	110.0
Max	181.0

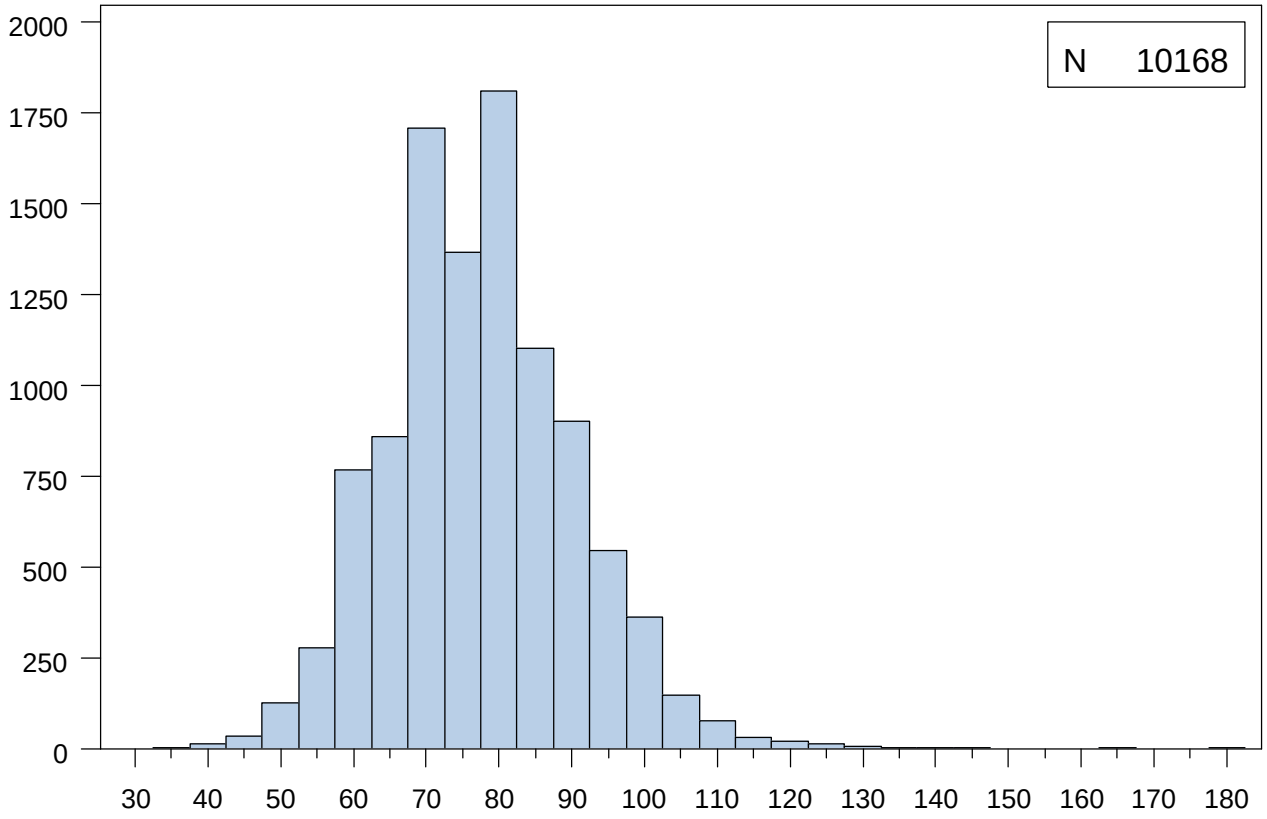

Extremes	
Lowest	N
36.0	3
40.0	8
41.0	2
42.0	3
43.0	3
Highest	N
136.0	1
138.0	1
146.0	1
164.0	1
181.0	1

Mean	77.4	Median	77.0	Mode	80.0
Standard Deviation	12.7	Interquartile Range	16.0	Range	145.0

Data Set Name	HCYA_NIDDKv1	Observations	13404
Created	March 4, 2013	Variables	10
Last Modified	March 4, 2013		

#	Variable	Type	Length	Format	Skip Details	Label	Coding if Categorical	Version Change
1	BLINDID	Char	4	$4.		Blind ID		
2	VERS	Char	1	$1.		Form Version		
4	VISIT	Num	8			Study Contact Occasion		
5	FSEQNO	Num	8			Form Sequence Number		
6	HCYA1	Num	8			THCY VALUE - UMOL/L (HCYA1)		
3	HCYA2	Char	1	$1.		SPECIMEN CODE (HCYA2)	A=Normal B=Hemolyzed C=Thawed D=Insufficient volume E=No sample F=Instrument failure G=Techinician error H=Other	
7	HCYA3	Num	8	MMDDYY10.		DATE ANALYZED (HCYA3)		
9	HCYA3D	Char	2			Day of DATE ANALYZED (HCYA3)		
8	HCYA3M	Char	2			Month of DATE ANALYZED (HCYA3)		
10	HCYA3Y	Char	4			Year of DATE ANALYZED (HCYA3)		

Obs	BLINDID	VERS	HCYA2	VISIT	FSEQNO	HCYA1	HCYA3	HCYA3M	HCYA3D	HCYA3Y
1	0001	A	A	0	0	17.9	05/22/2003	05	22	2003
2	0001	A	A	1	0	15.4	09/21/2006	09	21	2006
3	0001	A	A	3	0	16.4	12/19/2011	12	19	2011
4	0002	A	A	0	0	12.0	07/17/2002	07	17	2002
5	0002	A	A	1	0	11.9	02/23/2004	02	23	2004
6	0002	A	A	3	0	11.5	02/23/2004	02	23	2004

Obs	*BLINDID*	*VERS*	*HCYA2*	*VISIT*	*FSEQNO*	*HCYA1*	*HCYA3*	*HCYA3M*	*HCYA3D*	*HCYA3Y*
7	0002	A	A	5	0	7.9	05/24/2006	05	24	2006
8	0002	A	A	7	0	10.6	05/24/2006	05	24	2006
9	0002	A	A	9	0	8.5	01/22/2008	01	22	2008
10	0003	A	A	0	0	16.6	02/21/2003	02	21	2003

Form Version		
VERS	*Frequency*	*Percent*
A	13404	100.00

SPECIMEN CODE (HCYA2)		
HCYA2	*Frequency*	*Percent*
A	13363	99.69
D	7	0.05
E	32	0.24
H	2	0.01

Analysis Variable : HCYA1 THCY VALUE - UMOL/L (HCYA1)

N	*Mean*	*Median*	*Std Dev*	*Minimum*	*Maximum*
13363	14.69	13.40	6.47	2.50	145.10

NIDDK Closure Data Dictionary - Based on data retrieved January 24, 2013

HCYA : THCY VALUE - UMOL/L (HCYA1)

	N	%
Missing Values	41	0.3

Quantiles	
Min	2.5
1%	6.3
5%	7.8
10%	8.8
25% Q1	10.8
50% Med	13.4
75% Q3	17.0
90%	21.5
95%	25.0
99%	35.4
Max	145.1

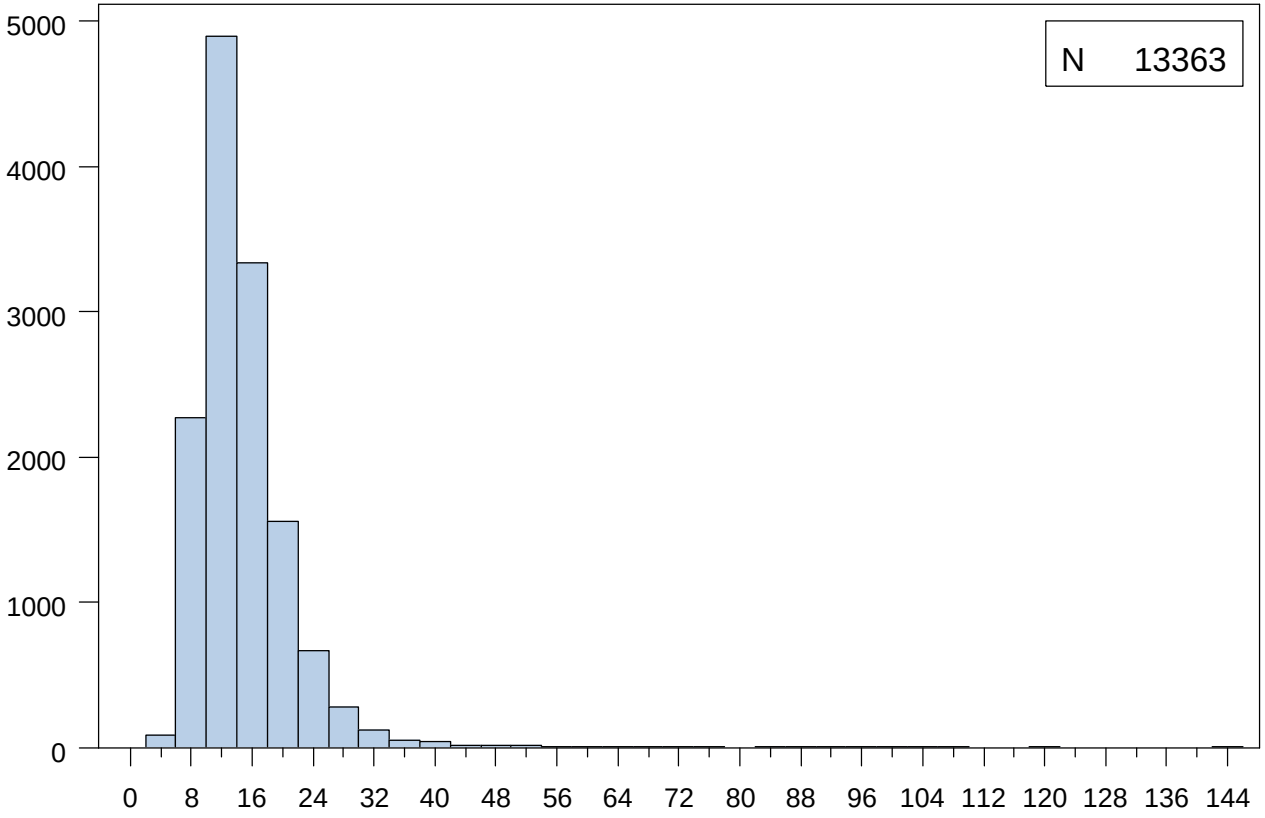

Extremes	
Lowest	N
2.5	1
3.4	1
3.9	2
4.0	1
4.1	1
Highest	N
102.3	1
105.8	1
109.0	1
119.7	1
145.1	1

Mean	14.7	Median	13.4	Mode	12.3
Standard Deviation	6.5	Interquartile Range	6.2	Range	142.6

7Data Set Name	HOS_NIDDKv1	Observations	8662
Created	February 6, 2013	Variables	239
Last Modified	February 6, 2013		

#	Variable	Type	Length	Format	Skip Details	Label	Coding if Categorical	Version Change
1	BLINDID	Char	4	$4.		Blind ID		
2	VERS	Char	1	$1.		Form Version		
76	VISIT	Num	8			Study Contact Occasion		
77	FSEQNO	Num	8			Form Sequence Number		
3	HOS1	Char	1	$1.	Skip Q 1b-7b if F,N Skip Q 1b if O	FAVORIT/NON FAVORIT HOSPITALIZATION (HOSA1A, HOSB1A)	F=FAVORIT affiliated N=Non-FAVORIT affiliated O=Outpatient Angioplasty H=Hospitalization not found	
196	HOSB1B	Char	2	$2.	Skip Q 2-33b if DUMMY	FUP CONTACT OCCASION (HOSB1B)		Added 4/13/07
4	HOS2	Char	1	$1.	Skip Q 3a-33b if P,N	OBTAINED ACCESS TO OUTPATIENT CHART (HOSA2, HOSB2B)	O=Obtained access to chart P=Pending access to chart N=No possibility of ever accessing chart	
5	HOS3A	Char	1	$1.	Skip Q 3b if N	OUTPATIENT CORONARY ARTERY ANGIOPLASTY (HOSA3A, HOSB3A)	Y=Yes N=No	
82	HOS3B	Num	8	MMDDYY10.		DATE OF PROCEDURE-CAA (HOSA3B, HOSB3B)		
138	HOS3BD	Char	2			Day of DATE OF PROCEDURE-CAA (HOSA3B, HOSB3B)		
110	HOS3BM	Char	2			Month of DATE OF PROCEDURE-CAA (HOSA3B, HOSB3B)		
166	HOS3BY	Char	4			Year of DATE OF PROCEDURE-CAA (HOSA3B, HOSB3B)		
6	HOS4A	Char	1	$1.	Skip Q 4b if N	OUTPATIENT ANGIOPLASTY OF LOWER EXTREMITY (HOSA4A, HOSB4A)	Y=Yes N=No	
83	HOS4B	Num	8	MMDDYY10.		DATE OF PROCEDURE-ALE (HOSA4B, HOSB4B)		

#	Variable	Type	Length	Format	Skip Details	Label	Coding if Categorical	Version Change
139	HOS4BD	Char	2			Day of DATE OF PROCEDURE-ALE (HOSA4B, HOSB4B)		
111	HOS4BM	Char	2			Month of DATE OF PROCEDURE-ALE (HOSA4B, HOSB4B)		
167	HOS4BY	Char	4			Year of DATE OF PROCEDURE-ALE (HOSA4B, HOSB4B)		
7	HOS5A	Char	1	$1.	Skip Q 5b if N	OUTPATIENT ANGIOPLASTY OF RENAL ARTERIES (HOSA5A, HOSB5A)	Y=Yes N=No	
84	HOS5B	Num	8	MMDDYY10.		DATE OF PROCEDURE-ARA (HOSA5B, HOSB5B)		
140	HOS5BD	Char	2			Day of DATE OF PROCEDURE-ARA (HOSA5B, HOSB5B)		
112	HOS5BM	Char	2			Month of DATE OF PROCEDURE-ARA (HOSA5B, HOSB5B)		
168	HOS5BY	Char	4			Year of DATE OF PROCEDURE-ARA (HOSA5B, HOSB5B)		
197	HOSB6A	Char	1	$1.	Skip Q 6b if N	CAROTIC ARTERY ENDARTERECTOMY (HOSB6A)	Y=Yes N=No	Added 4/13/07
223	HOSB6B	Num	8	MMDDYY10.		DATE OF PROCEDURE- CAE (HOS6B)		Added 4/13/07
227	HOSB6BD	Char	2			Day of DATE OF PROCEDURE- CAE (HOS6B)		
225	HOSB6BM	Char	2			Month of DATE OF PROCEDURE- CAE (HOS6B)		
229	HOSB6BY	Char	4			Year of DATE OF PROCEDURE- CAE (HOS6B)		
198	HOSB7A	Char	1	$1.	Skip Q 7b-33b if N	CAROTIC ARTERY ANGIOPLASTY (HOSB7A)	Y=Yes N=No	Added 4/13/07
224	HOSB7B	Num	8	MMDDYY10.	Skip Q 8-33b if DUMMY	DATE OF PROCEDURE- CAA (HOS7B)		Added 4/13/07
228	HOSB7BD	Char	2			Day of DATE OF PROCEDURE- CAA (HOS7B)		
226	HOSB7BM	Char	2			Month of DATE OF PROCEDURE- CAA (HOS7B)		
230	HOSB7BY	Char	4			Year of DATE OF PROCEDURE- CAA (HOS7B)		

#	Variable	Type	Length	Format	Skip Details	Label	Coding if Categorical	Version Change
8	HOS6	Char	1	$1.	Skip Q 9-33b if P,N	OBTAINED ACCESS TO HOSPITAL CHART (HOSA6, HOSB8)	O=Obtained access to chart P=Pending access to chart N=No possibility of ever accessing chart	
85	HOS7	Num	8	MMDDYY10.		DATE OF ADMISSION AT HOSPITAL (HOSA7, HOSB9)		
141	HOS7D	Char	2			Day of DATE OF ADMISSION AT HOSPITAL (HOSA7, HOSB9)		
113	HOS7M	Char	2			Month of DATE OF ADMISSION AT HOSPITAL (HOSA7, HOSB9)		
169	HOS7Y	Char	4			Year of DATE OF ADMISSION L AT HOSPITAL (HOSA7, HOSB9)		
86	HOS8	Num	8	MMDDYY10.		DATE OF DISCHARGE/DEATH (HOSA8, HOSB10)		
142	HOS8D	Char	2			Day of DATE OF DISCHARGE/DEATH (HOSA8, HOSB10)		
114	HOS8M	Char	2			Month of DATE OF DISCHARGE/DEATH (HOSA8, HOSB10)		
170	HOS8Y	Char	4			Year of DATE OF DISCHARGE/DEATH (HOSA8, HOSB10)		
9	HOS9	Char	1	$1.	Skip Q 12-13f if T,M,H	DISPOSITION OF PATIENT ON DISCHARGE (HOSA9, HOSB11)	D=Deceased T=Transferred to another hospital M=Transferred to another medical care facility H=Discharged to home	
10	HOS10	Char	1	$1.	Skip Q 13a-13f if N	CAUSES OF DEATH ON DISCHARGE SUMMARY (HOSA10, HOSB12)	Y=Yes N=No	
11	HOS11A	Char	65	$65.		CAUSE OF DEATH ON DISCHARGE SUMMARY-1 (HOSA11A, HOSB13A)		
12	HOS11B	Char	65	$65.		CAUSE OF DEATH ON DISCHARGE SUMMARY-2 (HOSA11B, HOSB13B)		
13	HOS11C	Char	65	$65.		CAUSE OF DEATH ON DISCHARGE SUMMARY-3 (HOSA11C, HOSB13C)		
14	HOS11D	Char	65	$65.		CAUSE OF DEATH ON DISCHARGE SUMMARY-4 (HOSA11D, HOSB13D)		

#	Variable	Type	Length	Format	Skip Details	Label	Coding if Categorical	Version Change
15	HOS11E	Char	65	$65.		CAUSE OF DEATH ON DISCHARGE SUMMARY-5 (HOSA11E, HOSB13E)		
16	HOS11F	Char	65	$65.		CAUSE OF DEATH ON DISCHARGE SUMMARY-6 (HOSA11F, HOSB13F)		
17	HOS12A	Char	7	$7.		ICD CODE-1 (HOSA12A, HOSB14A)		
19	HOS12B	Char	7	$7.		ICD CODE-2 (HOSA12B, HOSB14B)		
21	HOS12C	Char	7	$7.		ICD CODE-3 (HOSA12C, HOSB14C)		
23	HOS12D	Char	7	$7.		ICD CODE-4 (HOSA12D, HOSB14D)		
25	HOS12E	Char	7	$7.		ICD CODE-5 (HOSA12E, HOSB14E)		
27	HOS12F	Char	7	$7.		ICD CODE-6 (HOSA12F, HOSB14F)		
29	HOS12G	Char	7	$7.		ICD CODE-7 (HOSA12G, HOSB14G)		
18	HOS12H	Char	7	$7.		ICD CODE-8 (HOSA12H, HOSB14H)		
20	HOS12I	Char	7	$7.		ICD CODE-9 (HOSA12I, HOSB14I)		
22	HOS12J	Char	7	$7.		ICD CODE-10 (HOSA12J, HOSB14J)		
24	HOS12K	Char	7	$7.		ICD CODE-11 (HOSA12K, HOSB14K)		
26	HOS12L	Char	7	$7.		ICD CODE-12 (HOSA12L, HOSB14L)		
28	HOS12M	Char	7	$7.		ICD CODE-13 (HOSA12M, HOSB14M)		
30	HOS12N	Char	7	$7.		ICD CODE-14 (HOSA12N, HOSB14N)		
199	HOSB14O	Char	7	$7.		ICD CODE-15 (HOSB14O)		Added 4/13/07
201	HOSB14P	Char	7	$7.		ICD CODE-16 (HOSB14P)		Added 4/13/07
203	HOSB14Q	Char	7	$7.		ICD CODE-17 (HOSB14Q)		Added 4/13/07
205	HOSB14R	Char	7	$7.		ICD CODE-18 (HOSB14R)		Added 4/13/07
207	HOSB14S	Char	7	$7.		ICD CODE-19 (HOS14S)		Added 4/13/07
209	HOSB14T	Char	7	$7.		ICD CODE-20 (HOSB14T)		Added 4/13/07
200	HOSB14U	Char	7	$7.		ICD CODE-21 (HOSB14U)		Added 4/13/07
202	HOSB14V	Char	7	$7.		ICD CODE-22 (HOSB14V)		Added 4/13/07
204	HOSB14W	Char	7	$7.		ICD CODE-23 (HOSB14W)		Added 4/13/07
206	HOSB14X	Char	7	$7.		ICD CODE-24 (HOSB14X)		Added 4/13/07

ICD CODES were recorded using a Nosologist, please use DIAG_NIDDKV1

#	Variable	Type	Length	Format	Skip Details	Label	Coding if Categorical	Version Change
208	HOSB14Y	Char	7	$7.		ICD CODE-25 (HOSB14Y)		Added 4/13/07
210	HOSB14Z	Char	7	$7.		ICD CODE-26 (HOSB14Z)		Added 4/13/07
31	HOS13	Char	1	$1.		CODING SYSTEM (HOSA13, HOSB15)	A=ICD-9 B=ICD-10 C=No codes entered in Item 14	
32	HOS14A	Char	65	$65.		DISCHARGE DIAGNOSES-1 (HOSA14A, HOSB16A)	ICD CODES were recorded using a Nosologist, please use DIAG_NIDDKV1	
33	HOS14B	Char	65	$65.		DISCHARGE DIAGNOSES-2 (HOSA14B, HOSB16B)		
34	HOS14C	Char	65	$65.		DISCHARGE DIAGNOSES-3 (HOSA14C, HOSB16C)		
35	HOS14D	Char	65	$65.		DISCHARGE DIAGNOSES-4 (HOSA14D, HOSB16D)		
36	HOS14E	Char	65	$65.		DISCHARGE DIAGNOSES-5 (HOSA14E, HOSB16E)		
37	HOS14F	Char	65	$65.		DISCHARGE DIAGNOSES-6 (HOSA14F, HOSB16F)		
38	HOS14G	Char	65	$65.		DISCHARGE DIAGNOSES-7 (HOSA14G, HOSB16G)		
39	HOS14H	Char	65	$65.		DISCHARGE DIAGNOSES-8 (HOSA14H, HOSB16H)		
40	HOS14I	Char	65	$65.		DISCHARGE DIAGNOSES-9 (HOSA14I, HOSB16I)		
41	HOS14J	Char	65	$65.		DISCHARGE DIAGNOSES-10 (HOSA14J, HOSB16J)		
42	HOS14K	Char	65	$65.		DISCHARGE DIAGNOSES-11 (HOSA14K, HOSB16K)		
43	HOS14L	Char	65	$65.		DISCHARGE DIAGNOSES-12 (HOSA14L, HOSB16L)		
44	HOS14M	Char	65	$65.		DISCHARGE DIAGNOSES-13 (HOSA14M, HOSB16M)		
45	HOS14N	Char	65	$65.		DISCHARGE DIAGNOSES-14 (HOSA14N, HOSB16N)		

#	Variable	Type	Length	Format	Skip Details	Label	Coding if Categorical	Version Change
211	HOSB16O	Char	65	$65.		DISCHARGE DIAGNOSES-15 (HOSB16O)		Added 4/13/07
212	HOSB16P	Char	65	$65.		DISCHARGE DIAGNOSES-16 (HOSB16P)		Added 4/13/07
213	HOSB16Q	Char	65	$65.		DISCHARGE DIAGNOSES-17 (HOSB16Q)		Added 4/13/07
214	HOSB16R	Char	65	$65.		DISCHARGE DIAGNOSES-18 (HOSB16R)		Added 4/13/07
215	HOSB16S	Char	65	$65.		DISCHARGE DIAGNOSES-19 (HOSB16S)		Added 4/13/07
216	HOSB16T	Char	65	$65.		DISCHARGE DIAGNOSES-20 (HOSB16T)		Added 4/13/07
217	HOSB16U	Char	65	$65.		DISCHARGE DIAGNOSES-21 (HOSB16U)		Added 4/13/07
218	HOSB16V	Char	65	$65.		DISCHARGE DIAGNOSES-22 (HOSB16V)		Added 4/13/07
219	HOSB16W	Char	65	$65.		DISCHARGE DIAGNOSES-23 (HOSB16W)		Added 4/13/07
220	HOSB16X	Char	65	$65.		DISCHARGE DIAGNOSES-24 (HOSB16X)		Added 4/13/07
221	HOSB16Y	Char	65	$65.		DISCHARGE DIAGNOSES-25 (HOSB16Y)		Added 4/13/07
222	HOSB16Z	Char	65	$65.		DISCHARGE DIAGNOSES-26 (HOSB16Z)		Added 4/13/07
46	HOS15A	Char	1	$1.	Skip Q 17b-17e if N	MI DURING THIS HOSPITALIZATION (HOSA15A, HOSB17A)	Y=Yes N=No	
78	HOS15B	Num	8			NUMBER OF MI EVENTS (HOSA15B, HOSB17B)		
87	HOS15C	Num	8	MMDDYY10.		DATE OF MI EVENT 1 (HOSA15C, HOSB17C)		
143	HOS15CD	Char	2			Day of DATE OF MI EVENT 1 (HOSA15C, HOSB17C)		
115	HOS15CM	Char	2			Month of DATE OF MI EVENT 1 (HOSA15C, HOSB17C)		
171	HOS15CY	Char	4			Year of DATE OF MI EVENT 1 (HOSA15C, HOSB17C)		
108	HOS15D	Num	8	MMDDYY10.		DATE OF MI EVENT 2 (HOSA15D, HOSB17D)		
164	HOS15DD	Char	2			Day of DATE OF MI EVENT 2 (HOSA15D, HOSB17D)		
136	HOS15DM	Char	2			Month of DATE OF MI EVENT 2 (HOSA15D, HOSB17D)		
192	HOS15DY	Char	4			Year of DATE OF MI EVENT 2 (HOSA15D, HOSB17D)		

#	Variable	Type	Length	Format	Skip Details	Label	Coding if Categorical	Version Change
109	HOS15E	Num	8	MMDDYY10.		DATE OF MI EVENT 3 (HOSA15E, HOSB17E)		
165	HOS15ED	Char	2			Day of DATE OF MI EVENT 3 (HOSA15E, HOSB17E)		
137	HOS15EM	Char	2			Month of DATE OF MI EVENT 3 (HOSA15E, HOSB17E)		
193	HOS15EY	Char	4			Year of DATE OF MI EVENT 3 (HOSA15E, HOSB17E)		
47	HOS16A	Char	1	$1.	Skip Q 18b-18e if N	USA DURING THIS HOSPITALIZATION (HOSA16A, HOSB18A)	Y=Yes N=No	
79	HOS16B	Num	8			NUMBER OF USA EVENTS (HOSA16B, HOSB18B)		
88	HOS16C	Num	8	MMDDYY10.		DATE OF USA EVENT 1 (HOSA16C, HOSB18C)		
144	HOS16CD	Char	2			Day of DATE OF USA EVENT 1 (HOSA16C, HOSB18C)		
116	HOS16CM	Char	2			Month of DATE OF USA EVENT 1 (HOSA16C, HOSB18C)		
172	HOS16CY	Char	4			Year of DATE OF USA EVENT 1 (HOSA16C, HOSB18C)		
89	HOS16D	Num	8	MMDDYY10.		DATE OF USA EVENT 2 (HOSA16D, HOSB18D)		
145	HOS16DD	Char	2			Day of DATE OF USA EVENT 2 (HOSA16D, HOSB18D)		
117	HOS16DM	Char	2			Month of DATE OF USA EVENT 2 (HOSA16D, HOSB18D)		
173	HOS16DY	Char	4			Year of DATE OF USA EVENT 2 (HOSA16D, HOSB18D)		
90	HOS16E	Num	8	MMDDYY10.		DATE OF USA EVENT 3 (HOSA16E, HOSB18E)		
146	HOS16ED	Char	2			Day of DATE OF USA EVENT 3 (HOSA16E, HOSB18E)		
118	HOS16EM	Char	2			Month of DATE OF USA EVENT 3 (HOSA16E, HOSB18E)		

#	Variable	Type	Length	Format	Skip Details	Label	Coding if Categorical	Version Change
174	HOS16EY	Char	4			Year of DATE OF USA EVENT 3 (HOSA16E, HOSB18E)		
48	HOS17A	Char	1	$1.	Skip Q 19b-19e if N	STROKE DURING THIS HOSPITALIZATION (HOSA17A, HOSB19A)	Y=Yes N=No	
80	HOS17B	Num	8			NUMBER OF STOKE EVENTS (HOSA17B, HOSB19B)		
91	HOS17C	Num	8	MMDDYY10.		DATE OF STROKE EVENT 1 (HOSA17C, HOSB19C)		
147	HOS17CD	Char	2			Day of DATE OF STROKE EVENT 1 (HOSA17C, HOSB19C)		
119	HOS17CM	Char	2			Month of DATE OF STROKE EVENT 1 (HOSA17C, HOSB19C)		
175	HOS17CY	Char	4			Year of DATE OF STROKE EVENT 1 (HOSA17C, HOSB19C)		
92	HOS17D	Num	8	MMDDYY10.		DATE OF STROKE EVENT 2 (HOSA17D, HOSB19D)		
148	HOS17DD	Char	2			Day of DATE OF STROKE EVENT 2 (HOSA17D, HOSB19D)		
120	HOS17DM	Char	2			Month of DATE OF STROKE EVENT 2 (HOSA17D, HOSB19D)		
176	HOS17DY	Char	4			Year of DATE OF STROKE EVENT 2 (HOSA17D, HOSB19D)		
93	HOS17E	Num	8	MMDDYY10.		DATE OF STROKE EVENT 3 (HOSA17E, HOSB19E)		
149	HOS17ED	Char	2			Day of DATE OF STROKE EVENT 3 (HOSA17E, HOSB19E)		
121	HOS17EM	Char	2			Month of DATE OF STROKE EVENT 3 (HOSA17E, HOSB19E)		
177	HOS17EY	Char	4			Year of DATE OF STROKE EVENT 3 (HOSA17E, HOSB19E)		
49	HOS18A	Char	1	$1.	Skip Q 20b-20e if N	RSD DURING THIS HOSPITALIZATION (HOSA18A, HOSB20A)	Y=Yes N=No	

#	Variable	Type	Length	Format	Skip Details	Label	Coding if Categorical	Version Change
81	HOS18B	Num	8			NUMBER OF RSD EVENTS (HOSA18B, HOSB20B)		
94	HOS18C	Num	8	MMDDYY10.		DATE OF RSD EVENT 1 (HOSA18C, HOSB20C)		
150	HOS18CD	Char	2			Day of DATE OF RSD EVENT 1 (HOSA18C, HOSB20C)		
122	HOS18CM	Char	2			Month of DATE OF RSD EVENT 1 (HOSA18C, HOSB20C)		
178	HOS18CY	Char	4			Year of DATE OF RSD EVENT 1 (HOSA18C, HOSB20C)		
95	HOS18D	Num	8	MMDDYY10.		DATE OF RSD EVENT 2 (HOSA18D, HOSB20D)		
151	HOS18DD	Char	2			Day of DATE OF RSD EVENT 2 (HOSA18D, HOSB20D)		
123	HOS18DM	Char	2			Month of DATE OF RSD EVENT 2 (HOSA18D, HOSB20D)		
179	HOS18DY	Char	4			Year of DATE OF RSD EVENT 2 (HOSA18D, HOSB20D)		
96	HOS18E	Num	8	MMDDYY10.		DATE OF RSD EVENT 3 (HOSA18E, HOSB20E)		
152	HOS18ED	Char	2			Day of DATE OF RSD EVENT 3 (HOSA18E, HOSB20E)		
124	HOS18EM	Char	2			Month of DATE OF RSD EVENT 3 (HOSA18E, HOSB20E)		
180	HOS18EY	Char	4			Year of DATE OF RSD EVENT 3 (HOSA18E, HOSB20E)		
50	HOS19A	Char	1	$1.	Skip Q 21b-21F if N	INPATIENT CAA/PERCUTANEOUS PROCEDURE (HOSA19A, HOSB21A)	Y=Yes N=No	
97	HOS19B	Num	8	MMDDYY10.		DATE OF PROCEDURE-PERCUTANEOUS (HOSA19B, HOSB21B)		
153	HOS19BD	Char	2			Day of DATE OF PROCEDURE-PERCUTANEOUS (HOSA19B, HOSB21B)		

#	Variable	Type	Length	Format	Skip Details	Label	Coding if Categorical	Version Change
125	HOS19BM	Char	2			Month of DATE OF PROCEDURE-PERCUTANEOUS (HOSA19B, HOSB21B)		
181	HOS19BY	Char	4			Year of DATE OF PROCEDURE-PERCUTANEOUS (HOSA19B, HOSB21B)		
194	HOS19C	Num	8	TIME5.		TIME OF PROCEDURE-PERCUTANEOUS (HOSA19C, HOSB21C)		
232	HOS19CH	Char	2	$2.		Hour of TIME OF PROCEDURE-PERCUTANEOUS (HOSA19C, HOSB21C)		
233	HOS19CM	Char	2	$2.		Minute of TIME OF PROCEDURE-PERCUTANEOUS (HOSA19C, HOSB21C)		
234	HOS19C_2401	Num	8	TIME5.		24 Hour TIME OF PROCEDURE-PERCUTANEOUS (HOSA19C, HOSB21C)		
51	HOS19D	Char	1	$1.		CAA-AM OR PM (HOSA19D, HOSB21D)	A=AM P=PM	
52	HOS19E	Char	1	$1.		MI REPORTED WITH CAA (HOSA19E, HOSB21E)	Y=Yes N=No	
53	HOS19F	Char	1	$1.		CAA PERFORMED URGENTLY (HOSA19F, HOSB21F)	Y=Yes N=No U=Unknown	
54	HOS20A	Char	1	$1.	Skip Q 22b-22f if N	CABG DURING THIS HOSPITALIZATION (HOSA20A, HOSB22A)	Y=Yes N=No	
98	HOS20B	Num	8	MMDDYY10.		DATE OF PROCEDURE-CABG (HOSA20B, HOSB22B)		
154	HOS20BD	Char	2			Day of DATE OF PROCEDURE-CABG (HOSA20B, HOSB22B)		
126	HOS20BM	Char	2			Month of DATE OF PROCEDURE-CABG (HOSA20B, HOSB22B)		
182	HOS20BY	Char	4			Year of DATE OF PROCEDURE-CABG (HOSA20B, HOSB22B)		

#	Variable	Type	Length	Format	Skip Details	Label	Coding if Categorical	Version Change
195	HOS20C	Num	8	TIME5.		TIME OF PROCEDURE-CABG (HOSA20C, HOSB22C)		
235	HOS20CH	Char	2	$2.		Hour of TIME OF PROCEDURE-CABG (HOSA20C, HOSB22C)		
236	HOS20CM	Char	2	$2.		Minute of TIME OF PROCEDURE-CABG (HOSA20C, HOSB22C)		
237	HOS20C_2401	Num	8	TIME5.		24 Hour TIME OF PROCEDURE-CABG (HOSA20C, HOSB22C)		
55	HOS20D	Char	1	$1.		CABG-AM OR PM (HOSA20D, HOSB22D)	A=AM P=PM	
56	HOS20E	Char	1	$1.		MI REPORTED WITH THIS CABG (HOSA20E, HOSB22E)	Y=Yes N=No	
57	HOS20F	Char	1	$1.		CABG PERFORMED URGENTLY (HOSA20F, HOSB22F)	Y=Yes N=No U=Unknown	
58	HOS21	Char	1	$1.		CHF DURING THIS HOSPITALIZATION (HOSA21, HOSB23)	Y=Yes N=No	
59	HOS22	Char	1	$1.		CARDIAC ARRHYTHMIA DURING THIS HOSP. (HOSA22, HOSB24)	Y=Yes N=No	
60	HOS23A	Char	1	$1.	Skip Q 25b if N	CAROTID ARTERY ENDARTERECTOMY/ANGIOPLASTY (HOSA23A, HOSB25A)	Y=Yes N=No	
99	HOS23B	Num	8	MMDDYY10.		DATE OF CAE/CAA (HOSA23B, HOSB25B)		
155	HOS23BD	Char	2			Day of DATE OF CAE/CAA (HOSA23B, HOSB25B)		
127	HOS23BM	Char	2			Month of DATE OF CAE/CAA (HOSA23B, HOSB25B)		
183	HOS23BY	Char	4			Year of DATE OF CAE/CAA (HOSA23B, HOSB25B)		
61	HOS24A	Char	1	$1.	Skip Q 26b if N	THORACO-ABDOMINAL AORTIC REPAIR (HOSA24A, HOSB26A)	Y=Yes N=No	
100	HOS24B	Num	8	MMDDYY10.		DATE OF TAA REPAIR (HOSA24B, HOSB26B)		

#	Variable	Type	Length	Format	Skip Details	Label	Coding if Categorical	Version Change
156	HOS24BD	Char	2			Day of DATE OF TAA REPAIR (HOSA24B, HOSB26B)		
128	HOS24BM	Char	2			Month of DATE OF TAA REPAIR (HOSA24B, HOSB26B)		
184	HOS24BY	Char	4			Year of DATE OF TAA REPAIR (HOSA24B, HOSB26B)		
62	HOS25A	Char	1	$1.	Skip Q 27b if N	LOWER EXTREMITY BYPASS GRAFT (HOSA25A, HOSB27A)	Y=Yes N=No	
101	HOS25B	Num	8	MMDDYY10.		DATE OF LOWER EXTREMITY BYPASS (HOSA25B, HOSB27B)		
157	HOS25BD	Char	2			Day of DATE OF LOWER EXTREMITY BYPASS (HOSA25B, HOSB27B)		
129	HOS25BM	Char	2			Month of DATE OF LOWER EXTREMITY BYPASS (HOSA25B, HOSB27B)		
185	HOS25BY	Char	4			Year of DATE OF LOWER EXTREMITY BYPASS (HOSA25B, HOSB27B)		
63	HOS26A	Char	1	$1.	Skip Q 28b if N	RENAL ARTERIAL BYPASS GRAFT (HOSA26A, HOSB28A)	Y=Yes N=No	
102	HOS26B	Num	8	MMDDYY10.		DATE OF RENAL BYPASS (HOSA26B, HOSB28B)		
158	HOS26BD	Char	2			Day of DATE OF RENAL BYPASS (HOSA26B, HOSB28B)		
130	HOS26BM	Char	2			Month of DATE OF RENAL BYPASS (HOSA26B, HOSB28B)		
186	HOS26BY	Char	4			Year of DATE OF RENAL BYPASS (HOSA26B, HOSB28B)		
64	HOS27A	Char	1	$1.	Skip Q 29b if N	ANGIOPLASTY LOWER EXTREMITY DISEASE (HOSA27A, HOSB29A)	Y=Yes N=No	
103	HOS27B	Num	8	MMDDYY10.		DATE OF LOWER EXTREMITY ANGIOPLASTY (HOSA27B, HOSB29B)		
159	HOS27BD	Char	2			Day of DATE OF LOWER EXTREMITY ANGIOPLASTY (HOSA27B, HOSB29B)		

#	Variable	Type	Length	Format	Skip Details	Label	Coding if Categorical	Version Change
131	HOS27BM	Char	2			Month of DATE OF LOWER EXTREMITY ANGIOPLASTY (HOSA27B, HOSB29B)		
187	HOS27BY	Char	4			Year of DATE OF LOWER EXTREMITY ANGIOPLASTY (HOSA27B, HOSB29B)		
65	HOS28A	Char	1	$1.	Skip Q 30b-30c if N	LOWER EXTREMITY AMPUTATION (HOSA28A, HOSB30A)	Y=Yes N=No	
104	HOS28B	Num	8	MMDDYY10.		DATE OF LOWER EXTREMITY AMPUTATION (HOSA28B, HOSB30B)		
160	HOS28BD	Char	2			Day of DATE OF LOWER EXTREMITY AMPUTATION (HOSA28B, HOSB30B)		
132	HOS28BM	Char	2			Month of DATE OF LOWER EXTREMITY AMPUTATION (HOSA28B, HOSB30B)		
188	HOS28BY	Char	4			Year of DATE OF LOWER EXTREMITY AMPUTATION (HOSA28B, HOSB30B)		
66	HOS28C	Char	1	$1.		REASON FOR AMPUTATION (HOSA28C, HOSB30C)	A=Arterial disease B=Other	
67	HOS29A	Char	1	$1.	Skip Q 31b if N	ANGIOPLASTY FOR RENAL ARTERIAL DISEASE (HOSA29A, HOSB31A)	Y=Yes N=No	
105	HOS29B	Num	8	MMDDYY10.		DATE OF RENAL ARTERIAL ANGIOPLASTY (HOSA29B, HOSB31B)		
161	HOS29BD	Char	2			Day of DATE OF RENAL ARTERIAL ANGIOPLASTY (HOSA29B, HOSB31B)		
133	HOS29BM	Char	2			Month of DATE OF RENAL ARTERIAL ANGIOPLASTY (HOSA29B, HOSB31B)		
189	HOS29BY	Char	4			Year of DATE OF RENAL ARTERIAL ANGIOPLASTY (HOSA29B, HOSB31B)		
68	HOS30A	Char	1	$1.		RENAL GRAFT DYSFUNCTION (HOSA30A, HOSB332A)	Y=Yes N=No	
69	HOS30B	Char	1	$1.		ABNORMAL RENAL BIOPSY (HOSA30B, HOSB32B)	Y=Yes N=No	
70	HOS30C	Char	1	$1.		INFECTION/SEPSIS (HOSA30C, HOSB32C)	Y=Yes N=No	

#	Variable	Type	Length	Format	Skip Details	Label	Coding if Categorical	Version Change
71	HOS30D	Char	1	$1.		GASTROINTESTINAL COMPLICATIONS (HOSA30D, HOSB32D)	Y=Yes N=No	
72	HOS30E	Char	1	$1.		DIABETIC COMPLICATIONS (HOSA30E, HOSB32E)	Y=Yes N=No	
73	HOS30F	Char	1	$1.	Skip Q 32g-32h if N	ORGAN TRANSPLANT (HOSA30F, HOSB32F)	Y=Yes N=No	
74	HOS30G	Char	42	$42.		TYPE OF TRANSPLANT (HOSA30F, HOSB32G)		
106	HOS30H	Num	8	MMDDYY10.		DATE OF TRANSPLANT (HOSA30H, HOSB32H)		
162	HOS30HD	Char	2			Day of DATE OF TRANSPLANT (HOSA30H, HOSB32H)		
134	HOS30HM	Char	2			Month of DATE OF TRANSPLANT (HOSA30H, HOSB32H)		
190	HOS30HY	Char	4			Year of DATE OF TRANSPLANT (HOSA30H, HOSB32H)		
75	HOS31A	Char	1	$1.	Skip Q 33b if N	OUT FORM COMPLETED (HOSA31A, HOSB33A)	Y=Yes, related to this HOS T=Yes, related to a transfer HOS B=Yes, related to both transfer HOS and 1st HOS N=No	
231	HOSB34	Char	1	$1.		METHOD OF DATA COLLECTION (HOSB34)	P=Paper C=Computer	Added 4/13/07
107	HOS32	Num	8	MMDDYY10.		DATE OF DATA COLLECTION (HOSA32, HOSB35)		
163	HOS32D	Char	2			Day of DATE OF DATA COLLECTION (HOSA32, HOSB35)		
135	HOS32M	Char	2			Month of DATE OF DATA COLLECTION (HOSA32, HOSB35)		
191	HOS32Y	Char	4			Year of DATE OF DATA COLLECTION (HOSA32, HOSB35)		
238	BLIND_EPID	Char	3			EPID (HOSA31B, HOSB33B)		
239	BLIND_STAFF_ID	Char	3			DATA COLLECTOR INITIALS (HOSA33, HOSB36)		

Obs	BLINDID	VERS	HOS1	HOS2	HOS3A	HOS4A	HOS5A	HOS6	HOS9	HOS10	HOS11A	HOS11B	HOS11C	HOS11D	HOS11E	HOS11F	HOS12A	HOS12H
1	0001	B	N					O	H								42731	42781
2	0001	B	N					O	H								7806	7907
3	0001	B	N					O	H								7806	
4	0001	B	N					O	H									
5	0001	B	N					O	H									
6	0001	B	N					O	H								78889	2768
7	0001	B	N					O	D	Y	SEPTICEMIA						4552	2760
8	0003	B	N					O	H									
9	0004	A	N					O	T								250.11	729.89
10	0004	A	F					O	H								41071	3572

Obs	HOS12B	HOS12I	HOS12C	HOS12J	HOS12D	HOS12K	HOS12E	HOS12L	HOS12F	HOS12M	HOS12G	HOS12N	HOS13	HOS14A
1	9962												A	ATRIAL FIBRILLATION
2	27651	42731											A	FEVER
3	0088		27651										A	FEVER
4													C	SMALL BOWEL OBSTRUCTION
5													C	ECTEROCOCCAL SEPTICEMIA
6	1120	2752	78079	2753	7837	78791	5859	42731	2767	78321	28521		A	SPECIFIED DISORDERS RESULTING FROM IMPAIRED RENAL FUNCTIION
7	56983	5849	2761	5770	5679	4821	2639	51881	0389	34831	99591	7837	A	SEPTICEMIA SECONDARY TO INTESITNAL PERFORATION
8													C	HERNIATED LUMBAR DISK RIGHT L4-L5

Obs	HOS12B	HOS12I	HOS12C	HOS12J	HOS12D	HOS12K	HOS12E	HOS12L	HOS12F	HOS12M	HOS12G	HOS12N	HOS13	HOS14A
9	410.71	V58.69	585	414.01	276.5		V42.0		E947.8		438.89		A	NON Q WAVE MYOCARDIAL INFARCTION
10	25073	25053	41401	36201	43820	25043	25013	58381	V420		25063		A	NON ST ELEVATION WITH DIFFUSE CAD FOR MEDICAL MANAGEMENT

Obs	HOS14B	HOS14C	HOS14D	HOS14E	HOS14F	HOS14G	HOS14H	HOS14I	HOS14J
1	SINOATRIAL NODE DYSFUNCTION	OTHER ELECTRIC COUNTERSHOCK OF HEART (CARDIOVERSION)							
2	BACTEREMIA	DEHYDRATION	ATRIAL FIBRILLATION						
3	GASTROENTERITIS	DEHYDRATION							
4	FEVER OF UNKNOWN ORIGIN	ATRIAL FIBRILLATION							
5	ATRIAL FIBRILLATION								
6	CANDIDIASIS OF MOUTH	MALAISE AND FATIGUE	ADULT FTT	CHRONIC KIDNEY DISEASE	HYPERPOTASSEMIA	ANEMIA IN CHRONIC KIDNEY DISEASE	HYPOPOTASSEMIA	DISORDER OF MAGNESIUM METABOLISM	DISORDER OF PHOSPHORUS METABOLISM
7									
8	DISK PROTRUSION								
9	CORONARY ARTERY DISEASE	HYPOTENSION	STATUS POST KIDNEY TRANSPLANT	BREAST CANCER					
10									

Obs	HOS14K	HOS14L	HOS14M	HOS14N	HOS15A	HOS16A	HOS17A	HOS18A	HOS19A	HOS19D	HOS19E	HOS19F	HOS20A	HOS20D	HOS20E	HOS20F
1					N	N	N	N	N				N			
2					N	N	N	N	N				N			

Obs	HOS14K	HOS14L	HOS14M	HOS14N	HOS15A	HOS16A	HOS17A	HOS18A	HOS19A	HOS19D	HOS19E	HOS19F	HOS20A	HOS20D	HOS20E	HOS20F
3					N	N	N	N	N				N			
4					N	N	N	N	N				N			
5					N	N	N	N	N				N			
6	DIARRHEA	ATRIAL FIB.	LOSS OF WT.		N	N	N	N	N				N			
7					N	N	N	N	N				N			
8					N	N	N	N	N				N			
9					Y	N	N	N	N				N			
10					N	N	N	N	N				N			

Obs	HOS21	HOS22	HOS23A	HOS24A	HOS25A	HOS26A	HOS27A	HOS28A	HOS28C	HOS29A	HOS30A	HOS30B	HOS30C	HOS30D	HOS30E	HOS30F	HOS30G
1	N	Y	N	N	N	N	N	N		N	N	N	N	N	N	N	
2	N	Y	N	N	N	N	N	N		N	N	N	Y	N	N	N	
3	N	N	N	N	N	N	N	N		N	N	N	Y	Y	N	N	
4	N	Y	N	N	N	N	N	N		N	N	N	Y	Y	N	N	
5	N	Y	N	N	N	N	N	N		N	N	N	Y	N	N	N	
6	N	Y	N	N	N	N	N	N		N	N	N	N	Y	N	N	
7	Y	N	N	N	N	N	N	N		N	Y	N	Y	Y	N	N	
8	N	N	N	N	N	N	N	N		N	N	N	N	N	N	N	
9	N	Y	N	N	N	N	N	N		N	N	N	N	N	Y	N	
10	N	N	N	N	N	N	N	N		N	N	N	N	N	Y	N	

Obs	HOS31A	VISIT	FSEQNO	HOS15B	HOS16B	HOS17B	HOS18B	HOS3B	HOS4B	HOS5B	HOS7	HOS8	HOS15C	HOS16C	HOS16D	HOS16E
1	N	2	0								03/12/2007	03/14/2007				
2	N	7	1								10/05/2006	10/09/2006				
3	N	7	3								03/15/2007	03/18/2007				
4	N	10	1								09/11/2007	09/28/2007				
5	N	10	2								02/10/2008	02/14/2008				

Obs	HOS31A	VISIT	FSEQNO	HOS15B	HOS16B	HOS17B	HOS18B	HOS3B	HOS4B	HOS5B	HOS7	HOS8	HOS15C	HOS16C	HOS16D	HOS16E
6	N	11	1								07/04/2008	07/07/2008				
7	Y	11	2								07/10/2008	08/08/2008				
8	N	8	1								11/13/2006	11/14/2006				
9	Y	3	1	1							08/21/2004	08/23/2004	08/21/2004			
10	B	3	2								08/23/2004	08/27/2004				

Obs	HOS17C	HOS17D	HOS17E	HOS18C	HOS18D	HOS18E	HOS19B	HOS20B	HOS23B	HOS24B	HOS25B	HOS26B	HOS27B	HOS28B	HOS29B	HOS30H
1																
2																
3																
4																
5																
6																
7																
8																
9																
10																

Obs	HOS32	HOS15D	HOS15E	HOS3BM	HOS4BM	HOS5BM	HOS7M	HOS8M	HOS15CM	HOS16CM	HOS16DM	HOS16EM	HOS17CM	HOS17DM	HOS17EM
1	05/02/2007						03	03							
2	05/02/2007						10	10							
3	05/02/2007						03	03							
4	03/26/2008						09	09							
5	03/26/2008						02	02							
6	08/15/2008						07	07							
7	08/15/2008						07	08							
8	08/08/2007						11	11							

Obs	HOS32	HOS15D	HOS15E	HOS3BM	HOS4BM	HOS5BM	HOS7M	HOS8M	HOS15CM	HOS16CM	HOS16DM	HOS16EM	HOS17CM	HOS17DM	HOS17EM
9	12/27/2004						08	08	08						
10	11/05/2004						08	08							

Obs	HOS18CM	HOS18DM	HOS18EM	HOS19BM	HOS20BM	HOS23BM	HOS24BM	HOS25BM	HOS26BM	HOS27BM	HOS28BM	HOS29BM	HOS30HM	HOS32M
1														05
2														05
3														05
4														03
5														03
6														08
7														08
8														08
9														12
10														11

Obs	HOS15DM	HOS15EM	HOS3BD	HOS4BD	HOS5BD	HOS7D	HOS8D	HOS15CD	HOS16CD	HOS16DD	HOS16ED	HOS17CD	HOS17DD	HOS17ED	HOS18CD
1						12	14								
2						05	09								
3						15	18								
4						11	28								
5						10	14								
6						04	07								
7						10	08								
8						13	14								
9						21	23	21							
10						23	27								

Obs	HOS18DD	HOS18ED	HOS19BD	HOS20BD	HOS23BD	HOS24BD	HOS25BD	HOS26BD	HOS27BD	HOS28BD	HOS29BD	HOS30HD	HOS32D	HOS15DD
1													02	
2													02	
3													02	
4													26	
5													26	
6													15	
7													15	
8													08	
9													27	
10													05	

Obs	HOS15ED	HOS3BY	HOS4BY	HOS5BY	HOS7Y	HOS8Y	HOS15CY	HOS16CY	HOS16DY	HOS16EY	HOS17CY	HOS17DY	HOS17EY	HOS18CY	HOS18DY
1					2007	2007									
2					2006	2006									
3					2007	2007									
4					2007	2007									
5					2008	2008									
6					2008	2008									
7					2008	2008									
8					2006	2006									
9					2004	2004	2004								
10					2004	2004									

Obs	HOS18EY	HOS19BY	HOS20BY	HOS23BY	HOS24BY	HOS25BY	HOS26BY	HOS27BY	HOS28BY	HOS29BY	HOS30HY	HOS32Y	HOS15DY	HOS15EY
1												2007		
2												2007		
3												2007		

Obs	HOS18EY	HOS19BY	HOS20BY	HOS23BY	HOS24BY	HOS25BY	HOS26BY	HOS27BY	HOS28BY	HOS29BY	HOS30HY	HOS32Y	HOS15DY	HOS15EY
4												2008		
5												2008		
6												2008		
7												2008		
8												2007		
9												2004		
10												2004		

Obs	HOS19C	HOS20C	HOSB1B	HOSB6A	HOSB7A	HOSB14O	HOSB14U	HOSB14P	HOSB14V	HOSB14Q	HOSB14W	HOSB14R	HOSB14X	HOSB14S	HOSB14Y
1															
2															
3															
4															
5															
6															
7						56210	9904	4280		42789		4576		4679	
8															
9															
10															

Obs	HOSB14T	HOSB14Z	HOSB16O	HOSB16P	HOSB16Q	HOSB16R	HOSB16S	HOSB16T	HOSB16U	HOSB16V	HOSB16W	HOSB16X	HOSB16Y	HOSB16Z
1														
2														
3														
4														
5														
6														

Obs	HOSB14T	HOSB14Z	HOSB16O	HOSB16P	HOSB16Q	HOSB16R	HOSB16S	HOSB16T	HOSB16U	HOSB16V	HOSB16W	HOSB16X	HOSB16Y	HOSB16Z
7	9671													
8														
9														
10														

Obs	HOSB6B	HOSB7B	HOSB6BM	HOSB7BM	HOSB6BD	HOSB7BD	HOSB6BY	HOSB7BY	HOSB34	HOS19CH	HOS19CM	HOS19C_2401	HOS20CH	HOS20CM
1									P					
2									P					
3									P					
4									P					
5									P					
6									P					
7									P					
8									P					
9														
10														

Obs	HOS20C_2401	BLIND_EPID	BLIND_STAFF_ID
1			336
2			336
3			336
4			336
5			336
6			040
7		313	040
8			356

Obs	*HOS20C_2401*	*BLIND_EPID*	*BLIND_STAFF_ID*
9		482	238
10		482	238

Form Version

VERS	Frequency	Percent
A	4010	46.29
B	4652	53.71

FAVORIT/NON FAVORIT HOSPITALIZATION (HOSA1A, HOSB1A)

HOS1	Frequency	Percent
F	4425	51.09
H	394	4.55
N	3781	43.65
O	51	0.59
Missing	11	0.13

OBTAINED ACCESS TO OUTPATIENT CHART (HOSA2, HOSB2B)

HOS2	Frequency	Percent
N	7	0.08
O	43	0.50
P	2	0.02
Missing	8610	99.40

OUTPATIENT CORONARY ARTERY ANGIOPLASTY (HOSA3A, HOSB3A)

HOS3A	Frequency	Percent
N	26	0.30
Y	17	0.20
Missing	8619	99.50

OUTPATIENT ANGIOPLASTY OF LOWER EXTREMITY (HOSA4A, HOSB4A)

HOS4A	Frequency	Percent
N	22	0.25
Y	21	0.24
Missing	8619	99.50

OUTPATIENT ANGIOPLASTY OF RENAL ARTERIES (HOSA5A, HOSB5A)

HOS5A	Frequency	Percent
N	41	0.47
Y	2	0.02
Missing	8619	99.50

CAROTIC ARTERY ENDARTERECTOMY (HOSB6A)

HOSB6A	Frequency	Percent
N	24	0.28
Missing	8638	99.72

CAROTIC ARTERY ANGIOPLASTY (HOSB7A)

HOSB7A	Frequency	Percent
N	24	0.28
Missing	8638	99.72

OBTAINED ACCESS TO HOSPITAL CHART (HOSA6, HOSB8)

HOS6	Frequency	Percent
0	1	0.01
N	150	1.73
O	8048	92.91
P	3	0.03
Missing	460	5.31

DISPOSITION OF PATIENT ON DISCHARGE (HOSA9, HOSB11)

HOS9	Frequency	Percent
D	267	3.08
H	7060	81.51
M	493	5.69
T	232	2.68
Missing	610	7.04

CAUSES OF DEATH ON DISCHARGE SUMMARY (HOSA10, HOSB12)

HOS10	Frequency	Percent
N	62	0.72
Y	204	2.36
Missing	8396	96.93

CODING SYSTEM (HOSA13, HOSB15)

HOS13	Frequency	Percent
A	1612	18.61
B	615	7.10
C	5361	61.89
Missing	1074	12.40

MI DURING THIS HOSPITALIZATION (HOSA15A, HOSB17A)

HOS15A	Frequency	Percent
N	7846	90.58
Y	202	2.33
Missing	614	7.09

NUMBER OF MI EVENTS (HOSA15B, HOSB17B)

HOS15B	Frequency	Percent
1	198	2.29
2	3	0.03
Missing	8461	97.68

USA DURING THIS HOSPITALIZATION (HOSA16A, HOSB18A)

HOS16A	Frequency	Percent
N	7947	91.75
Y	105	1.21
Missing	610	7.04

NUMBER OF USA EVENTS (HOSA16B, HOSB18B)

HOS16B	Frequency	Percent
1	100	1.15
2	1	0.01
3	1	0.01
Missing	8560	98.82

STROKE DURING THIS HOSPITALIZATION (HOSA17A, HOSB19A)

HOS17A	Frequency	Percent
N	7961	91.91
Y	90	1.04
Missing	611	7.05

NUMBER OF STOKE EVENTS (HOSA17B, HOSB19B)

HOS17B	Frequency	Percent
1	88	1.02
2	2	0.02
Missing	8572	98.96

RSD DURING THIS HOSPITALIZATION (HOSA18A, HOSB20A)

HOS18A	Frequency	Percent
N	7991	92.25
Y	59	0.68
Missing	612	7.07

NUMBER OF RSD EVENTS (HOSA18B, HOSB20B)

HOS18B	Frequency	Percent
1	48	0.55
2	6	0.07
3	5	0.06
Missing	8603	99.32

INPATIENT CAA/PERCUTANEOUS PROCEDURE (HOSA19A, HOSB21A)

HOS19A	Frequency	Percent
N	7853	90.66
Y	198	2.29
Missing	611	7.05

CAA-AM OR PM (HOSA19D, HOSB21D)

HOS19D	Frequency	Percent
A	59	0.68
P	71	0.82
Missing	8532	98.50

MI REPORTED WITH CAA (HOSA19E, HOSB21E)

HOS19E	Frequency	Percent
N	164	1.89
Y	33	0.38
Missing	8465	97.73

CAA PERFORMED URGENTLY (HOSA19F, HOSB21F)

HOS19F	Frequency	Percent
N	113	1.30
U	9	0.10
Y	75	0.87
Missing	8465	97.73

CABG-AM OR PM (HOSA20D, HOSB22D)

HOS20D	Frequency	Percent
A	29	0.33
P	10	0.12
Missing	8623	99.55

MI REPORTED WITH THIS CABG (HOSA20E, HOSB22E)

HOS20E	Frequency	Percent
N	71	0.82
Y	6	0.07
Missing	8585	99.11

CABG PERFORMED URGENTLY (HOSA20F, HOSB22F)

HOS20F	Frequency	Percent
N	54	0.62
U	1	0.01
Y	22	0.25
Missing	8585	99.11

CHF DURING THIS HOSPITALIZATION (HOSA21, HOSB23)

HOS21	Frequency	Percent
N	7592	87.65
Y	453	5.23
Missing	617	7.12

CARDIAC ARRHYTHMIA DURING THIS HOSP. (HOSA22, HOSB24)

HOS22	Frequency	Percent
N	7542	87.07
Y	504	5.82
Missing	616	7.11

CAROTID ARTERY ENDARTERECTOMY/ANGIOPLASTY (HOSA23A, HOSB25A)

HOS23A	Frequency	Percent
N	8028	92.68
Y	20	0.23
Missing	614	7.09

THORACO-ABDOMINAL AORTIC REPAIR (HOSA24A, HOSB26A)

HOS24A	Frequency	Percent
N	8039	92.81
Y	8	0.09
Missing	615	7.10

LOWER EXTREMITY BYPASS GRAFT (HOSA25A, HOSB27A)

HOS25A	Frequency	Percent
N	8013	92.51
Y	36	0.42
Missing	613	7.08

RENAL ARTERIAL BYPASS GRAFT (HOSA26A, HOSB28A)

HOS26A	Frequency	Percent
N	8047	92.90
Y	2	0.02
Missing	613	7.08

ANGIOPLASTY LOWER EXTREMITY DISEASE (HOSA27A, HOSB29A)

HOS27A	Frequency	Percent
N	7980	92.13
Y	69	0.80
Missing	613	7.08

LOWER EXTREMITY AMPUTATION (HOSA28A, HOSB30A)

HOS28A	Frequency	Percent
N	7976	92.08
Y	73	0.84
Missing	613	7.08

REASON FOR AMPUTATION (HOSA28C, HOSB30C)

HOS28C	Frequency	Percent
A	43	0.50
B	28	0.32
Missing	8591	99.18

ANGIOPLASTY FOR RENAL ARTERIAL DISEASE (HOSA29A, HOSB31A)

HOS29A	Frequency	Percent
N	8033	92.74
Y	12	0.14
Missing	617	7.12

RENAL GRAFT DYSFUNCTION (HOSA30A, HOSB332A)

HOS30A	Frequency	Percent
N	6107	70.50
Y	1942	22.42
Missing	613	7.08

ABNORMAL RENAL BIOPSY (HOSA30B, HOSB32B)

HOS30B	Frequency	Percent
N	7798	90.03
Y	252	2.91
Missing	612	7.07

INFECTION/SEPSIS (HOSA30C, HOSB32C)

HOS30C	Frequency	Percent
N	4724	54.54
Y	3323	38.36
Missing	615	7.10

GASTROINTESTINAL COMPLICATIONS (HOSA30D, HOSB32D)

HOS30D	Frequency	Percent
N	6093	70.34
Y	1955	22.57
Missing	614	7.09

DIABETIC COMPLICATIONS (HOSA30E, HOSB32E)

HOS30E	Frequency	Percent
N	6967	80.43
Y	1080	12.47
Missing	615	7.10

ORGAN TRANSPLANT (HOSA30F, HOSB32F)

HOS30F	Frequency	Percent
N	7973	92.05
Y	75	0.87
Missing	614	7.09

TYPE OF TRANSPLANT (HOSA30F, HOSB32G)

HOS30G	Frequency	Percent
CADAVER RENAL	1	0.01
CADAVERIC RENAL T	3	0.03
DECEASED DONOR KI	1	0.01
DECEASED DONOR RE	1	0.01
ISLET CELL TRANSP	1	0.01
KIDNEY	25	0.29
KIDNEY AND PANCRE	1	0.01
KIDNEY TRANSPLANT	2	0.02
KIDNEY, LIVING RE	1	0.01
LEFT LIVING-DONOR	1	0.01
LIVE NON-RELATED	1	0.01
LIVER	1	0.01
LIVING RELATED DO	1	0.01
LIVING RELATED KI	1	0.01
LIVING RELATED RE	2	0.02
LIVING UNRELATED	3	0.03
LIVING-RELATED DO	1	0.01
LURD RENAL TRANSP	2	0.02
ORTHOTOPIC LIVER	1	0.01
PANCREAS	11	0.13
PANCREAS AND KIDN	1	0.01
PANCREAS-KIDNEY	1	0.01
RENAL	6	0.07
RENAL TRANSPLANT	3	0.03
TRANSPLANT NEPHRE	1	0.01

TYPE OF TRANSPLANT (HOSA30F, HOSB32G)

HOS30G	Frequency	Percent
UNRELATED, LIVING	1	0.01
Missing	8588	99.15

OUT FORM COMPLETED (HOSA31A, HOSB33A)

HOS31A	Frequency	Percent
B	22	0.25
N	7336	84.69
T	63	0.73
Y	628	7.25
Missing	613	7.08

METHOD OF DATA COLLECTION (HOSB34)

HOSB34	Frequency	Percent
C	576	6.65
P	4069	46.98
Missing	4017	46.37

Data Set Name	ICM_NIDDKv1	Observations	5647
Created	February 6, 2013	Variables	55
Last Modified	February 6, 2013		

#	Variable	Type	Length	Format	Skip Details	Label	Coding if Categorical	Version Change
1	BLINDID	Char	4	$4.		Blind ID		
2	VERS	Char	1	$1.		Form Version		
13	VISIT	Num	8			Study Contact Occasion		
14	FSEQNO	Num	8			Form Sequence Number		
3	ICMA1	Char	1	$1.	Skip Q 2-10 if N	CONSENT CHANGE SINCE ORIGINAL OBTAINED (ICMA1)	Y=Yes N=No	Removed 2/14/07
15	ICMA2	Num	8	MMDDYY10.		DATE OF CHANGE IN CONSENT MM/DD/YYYY (ICMA2)		Removed 2/14/07
19	ICMA2D	Char	2			Day of DATE OF CHANGE IN CONSENT MM/DD/YYYY (ICMA2)		
17	ICMA2M	Char	2			Month of DATE OF CHANGE IN CONSENT MM/DD/YYYY (ICMA2)		
21	ICMA2Y	Char	4			Year of DATE OF CHANGE IN CONSENT MM/DD/YYYY (ICMA2)		
23	ICMB1	Char	1	$1.	Skip Q 2-13 if W Skip Q 2-14 if R Skip Q 2-5 if O Skip Q 2-15 if L	PURPOSE OF COMPLETING FORM (ICMB1, ICMC1)	C=Consent for extended follow-up W=Withdraw R=Reinstated after withdraw O=Other consent change	Added 2/14/07
24	ICMB2	Char	1	$1.	Skip Q 3 if N	PARTICIPANT AGREED TO EXTEND FOLLOW-UP (ICMB2 ICMC2)	Y=Yes N=No	Added 2/14/07
28	ICMB3	Num	8	MMDDYY10.	Skip Q 4-5 if DUMMY	DATE PARTICIPANT SIGNED CONSENT (ICMB3 ICMC3)		Added 2/14/07
34	ICMB3D	Char	2			Day of DATE PARTICIPANT SIGNED CONSENT (ICMB3 ICMC3)		
31	ICMB3M	Char	2			Month of DATE PARTICIPANT SIGNED CONSENT (ICMB3 ICMC3)		

#	Variable	Type	Length	Format	Skip Details	Label	Coding if Categorical	Version Change
37	ICMB3Y	Char	4			Year of DATE PARTICIPANT SIGNED CONSENT (ICMB3 ICMC3)		
25	ICMB4	Char	1	$1.		REASON FOR NOT EXTENDING FOLLOW-UP (ICMB4 ICMC4)	T=Time burden S=Side effects from study vitamins M=Medical condition (kidney failure, etc) O=Other	Added 2/14/07
26	ICMB5	Char	1	$1.	Skip Q 6-27 if N Skip Q 6-27 if Y	PI TALKED TO PARTICIPANT (ICMB5, ICMC5)	Y=Yes N=No	Added 2/14/07
4	ICM3	Char	1	$1.	Skip Q 7 if N	ANY RESTRICTIONS ON USE/STORAGE OF DNA (ICMA3, ICMB6, ICMC6)	Y=Yes N=No	
5	ICM4	Char	1	$1.		RESTRICTION ON USE/STORAGE DNA (ICMA4, ICMB7, ICMC7)	C=Use for CVD or renal research only F=Use for FAVORIT study only N=No use/storage of DNA O=Other	
6	ICM5	Char	1	$1.	Skip Q 9 if N	ANY RESTRICTIONS ON STORED BLOOD (ICMA5, ICMB8, ICMC8)	Y=Yes N=No	
7	ICM6	Char	1	$1.		RESTRICTION ON STORED BLOOD (ICMA6, ICMB9, ICMC9)	C=Use for CVD or renal research only F=Use for FAVORIT study only N=No use/storage of archived blood O=Other	
8	ICM7	Char	1	$1.	Skip Q 11 if N	ANY RESTRICTIONS ON STORED URINE (ICMA7, ICMB10, ICMC10)	Y=Yes N=No	
9	ICM8	Char	1	$1.		RESTRICTION ON STORED URINE (ICMA8,ICMB11, ICMC11)	C=Use for CVD or renal research only F=Use for FAVORIT study only N=No use/storage of urine O=Other	
10	ICM9	Char	1	$1.		PERMISSION GRANTED TO ACCESS MED REC (ICMA9, ICMB12, ICMC12)	Y=Yes, full access N=No access P=Partial access	

#	Variable	Type	Length	Format	Skip Details	Label	Coding if Categorical	Version Change
11	ICM10	Char	1	$1.	Skip Q 14-27 if L,N,Y	PERMISSION GRANTED TO CONTACT INFORMANTS (ICMA10, ICMB13, ICMC13)	Y=Yes, full contact N=No contact L=Limited contact	
12	ICMA11	Char	1	$1.	Skip Q 12 if N	PARTICIPANT WITHDRAWN FROM STUDY (ICMA11)	Y=Yes N=No	Removed 2/14/07
16	ICM12	Num	8	MMDDYY10.	Skip Q 15-27 if DUMMY	DATE OF WITHDRAWAL REQUEST (ICMA12, ICMB14, ICMC14)		
20	ICM12D	Char	2			Day of DATE OF WITHDRAWAL REQUEST (ICMA12, ICMB14, ICMC14)		
18	ICM12M	Char	2			Month of DATE OF WITHDRAWAL REQUEST (ICMA12, ICMB14, ICMC14)		
22	ICM12Y	Char	4			Year of DATE OF WITHDRAWAL REQUEST (ICMA12, ICMB14, ICMC14)		
29	ICMB15	Num	8	MMDDYY10.	Skip Q 16-27 if DUMMY	DATE REINSTATED (ICMB15, ICMC15)		Added 2/14/07
35	ICMB15D	Char	2			Day of DATE REINSTATED (ICMB15, ICMC15)		
32	ICMB15M	Char	2			Month of DATE REINSTATED (ICMB15, ICMC15)		
38	ICMB15Y	Char	4			Year of DATE REINSTATED (ICMB15, ICMC15)		
40	ICMC16	Char	1	$1.	Skip Q 17-25 if N	SIGNED CONSENT FOR CLOSURE (ICMC16)		Added 8/17/09
51	ICMC17	Num	8	MMDDYY10.		DATE SIGNED CONSENT FOR CLOSURE (ICMC17)		Added 8/17/09
53	ICMC17D	Char	2			Day of DATE SIGNED CONSENT FOR CLOSURE (ICMC17)		
52	ICMC17M	Char	2			Month of DATE SIGNED CONSENT FOR CLOSURE (ICMC17)		
54	ICMC17Y	Char	4			Year of DATE SIGNED CONSENT FOR CLOSURE (ICMC17)		
41	ICMC18	Char	1	$1.	Skip Q 19-27 if F	TYPE OF CONSENT (ICMC18)		Added 8/17/09
42	ICMC19	Char	1	$1.	Skip Q 20 if N	RESTRICTIONS ON CONTACT FOR RESULTS (ICMC19)	Y=Yes N=No	Added 8/17/09

#	Variable	Type	Length	Format	Skip Details	Label	Coding if Categorical	Version Change
43	ICMC20	Char	1	$1.		CONTACT FOR STUDY RESULTS BY WHOM (ICMC20)	N=Participant does not want to be contacted S=Participant wants contact only by clinical site O=Other	Added 8/17/09
44	ICMC21	Char	1	$1.	Skip Q 22 if N	Restrictions on contact for unblinding (ICMC21)	Y=Yes N=No	Added 8/17/09
45	ICMC22	Char	1	$1.		Contact for study unblinding by whom (ICMC22)	N=Participant does not want to be contacted S=Participant wants contact only by clinical site O=Other	Added 8/17/09
46	ICMC23	Char	1	$1.	Skip Q 24 if N	RESTRICTIONS ON CONTACT FOR FUTURE STUDIES (ICMC23)	Y=Yes N=No	Added 8/17/09
47	ICMC24	Char	1	$1.		CONTACT FOR FUTURE STUDIES BY WHOM (ICMC24)	N=Participant does not want to be contacted S=Participant wants contact only by clinical site O=Other	Added 8/17/09
48	ICMC25	Char	1	$1.	Skip Q 26-27 if N,P,Y	CONSENT FOR LINKAGE (ICMC25)	Y=Yes P=Partial N=No	Added 8/17/09
49	ICMC26	Char	1	$1.		RECEIVED CONSENT VIA MAIL (ICMC26)	Y=Yes, trackable mail R=Yes, other mail N=No	Added 8/17/09
50	ICMC27	Char	1	$1.		REASON FOR NOT SIGNING CONSENT (ICMC27)	A=After repeated attempts, unable to contact participant to determine reason for not signing consent D=Did not attempt to contact participant M=Medical condition/incapacitated N=Participant not interested U=Participant did not give a reason O=Other	Added 8/17/09
27	ICMB16	Char	1	$1.		METHOD OF DATA COLLECTION (ICMB16, ICMC28)	C=Computer P=Paper	Added 2/14/07

#	Variable	Type	Length	Format	Skip Details	Label	Coding if Categorical	Version Change
30	ICMB17	Num	8	MMDDYY10.		DATE OF DATA COLLECTION (ICMB17, ICMC29)		Added 2/14/07
36	ICMB17D	Char	2			Day of DATE OF DATA COLLECTION (ICMB17, ICMC29)		
33	ICMB17M	Char	2			Month of DATE OF DATA COLLECTION (ICMB17, ICMC29)		
39	ICMB17Y	Char	4			Year of DATE OF DATA COLLECTION (ICMB17, ICMC29)		
55	BLIND_STAFF_ID	Char	3			STAFF INITIALS (ICMA13, ICMB18, ICMC30)		

Obs	BLINDID	VERS	ICMA1	ICM3	ICM4	ICM5	ICM6	ICM7	ICM8	ICM9	ICM10	ICMA11	VISIT	FSEQNO	ICMA2	ICM12	ICMA2M	ICM12M
1	0002	B		N		N		N		Y	Y		11	0				
2	0002	C											15	0				
3	0003	B		N		N		N		Y	Y		11	0				
4	0003	C											14	0				
5	0005	B		N		N		N		Y	Y		11	0				
6	0005	B		N		N		N		Y	Y		12	1				
7	0006	A	N									Y	5	0		03/15/2005		03
8	0009	B		N		N		N		Y	Y		11	0				
9	0009	C											11	1				
10	0010	C											13	0				

Obs	ICMA2D	ICM12D	ICMA2Y	ICM12Y	ICMB1	ICMB2	ICMB4	ICMB5	ICMB16	ICMB3	ICMB15	ICMB17	ICMB3M	ICMB15M	ICMB17M
1					C	Y			P	05/14/2007		05/14/2007	05		05
2					L				P			01/28/2010			01
3					C	Y			P	03/04/2008		03/04/2008	03		03
4					L				P			11/05/2009			11
5					C	Y			P	09/19/2008		09/19/2008	09		09

Obs	ICMA2D	ICM12D	ICMA2Y	ICM12Y	ICMB1	ICMB2	ICMB4	ICMB5	ICMB16	ICMB3	ICMB15	ICMB17	ICMB3M	ICMB15M	ICMB17M
6					C	Y			P	09/19/2008		11/05/2008	09		11
7		15		2005											
8					C	Y			C	03/22/2008		03/22/2008	03		03
9					L				P			12/08/2009			12
10					L				P			09/18/2009			09

Obs	ICMB3D	ICMB15D	ICMB17D	ICMB3Y	ICMB15Y	ICMB17Y	ICMC16	ICMC18	ICMC19	ICMC20	ICMC21	ICMC22	ICMC23	ICMC24	ICMC25
1	14		14	2007		2007									
2			28			2010	Y	F							
3	04		04	2008		2008									
4			05			2009	Y	F							
5	19		19	2008		2008									
6	19		05	2008		2008									
7															
8	22		22	2008		2008									
9			08			2009	Y	F							
10			18			2009	Y	F							

Obs	ICMC26	ICMC27	ICMC17	ICMC17M	ICMC17D	ICMC17Y	BLIND_STAFF_ID
1							322
2			09/26/2009	09	26	2009	774
3							632
4			11/05/2009	11	05	2009	632
5							624
6							624
7							156
8							181

Obs	*ICMC26*	*ICMC27*	*ICMC17*	*ICMC17M*	*ICMC17D*	*ICMC17Y*	*BLIND_STAFF_ID*
9			11/13/2009	11	13	2009	731
10			08/25/2009	08	25	2009	731

Form Version

VERS	Frequency	Percent
A	213	3.77
B	2805	49.67
C	2629	46.56

CONSENT CHANGE SINCE ORIGINAL OBTAINED (ICMA1)

ICMA1	Frequency	Percent
N	78	1.38
Y	131	2.32
Missing	5438	96.30

PURPOSE OF COMPLETING FORM (ICMB1, ICMC1)

ICMB1	Frequency	Percent
C	2540	44.98
L	2570	45.51
O	58	1.03
R	21	0.37
W	241	4.27
Missing	217	3.84

PARTICIPANT AGREED TO EXTEND FOLLOW-UP (ICMB2 ICMC2)

ICMB2	Frequency	Percent
N	153	2.71
Y	2386	42.25
Missing	3108	55.04

REASON FOR NOT EXTENDING FOLLOW-UP (ICMB4 ICMC4)

ICMB4	Frequency	Percent
M	25	0.44
O	76	1.35
S	4	0.07
T	49	0.87
Missing	5493	97.27

PI TALKED TO PARTICIPANT (ICMB5, ICMC5)

ICMB5	Frequency	Percent
N	118	2.09
Y	36	0.64
Missing	5493	97.27

ANY RESTRICTIONS ON USE/STORAGE OF DNA (ICMA3, ICMB6, ICMC6)

ICM3	Frequency	Percent
N	2263	40.07
Y	272	4.82
Missing	3112	55.11

RESTRICTION ON USE/STORAGE DNA (ICMA4, ICMB7, ICMC7)

ICM4	Frequency	Percent
C	109	1.93
F	51	0.90
N	75	1.33
O	37	0.66
Missing	5375	95.18

ANY RESTRICTIONS ON STORED BLOOD (ICMA5, ICMB8, ICMC8)

ICM5	Frequency	Percent
N	2281	40.39
Y	251	4.44
Missing	3115	55.16

RESTRICTION ON STORED BLOOD (ICMA6, ICMB9, ICMC9)

ICM6	Frequency	Percent
C	107	1.89
F	53	0.94
N	56	0.99
O	38	0.67
Missing	5393	95.50

ANY RESTRICTIONS ON STORED URINE (ICMA7, ICMB10, ICMC10)

ICM7	Frequency	Percent
N	2282	40.41
Y	251	4.44
Missing	3114	55.14

RESTRICTION ON STORED URINE (ICMA8,ICMB11, ICMC11)

ICM8	Frequency	Percent
C	107	1.89
F	56	0.99
N	52	0.92
O	37	0.66
Missing	5395	95.54

PERMISSION GRANTED TO ACCESS MED REC (ICMA9, ICMB12, ICMC12)

ICM9	Frequency	Percent
N	23	0.41
P	267	4.73
Y	2257	39.97
Missing	3100	54.90

PERMISSION GRANTED TO CONTACT INFORMANTS (ICMA10, ICMB13, ICMC13)

ICM10	Frequency	Percent
L	34	0.60
N	36	0.64
Y	2478	43.88
Missing	3099	54.88

PARTICIPANT WITHDRAWN FROM STUDY (ICMA11)

ICMA11	Frequency	Percent
N	49	0.87
Y	164	2.90
Missing	5434	96.23

SIGNED CONSENT FOR CLOSURE (ICMC16)

ICMC16	Frequency	Percent
N	754	13.35
Y	1816	32.16
Missing	3077	54.49

RESTRICTIONS ON CONTACT FOR RESULTS (ICMC19)

ICMC19	Frequency	Percent
N	57	1.01
Y	22	0.39
Missing	5568	98.60

CONTACT FOR STUDY RESULTS BY WHOM (ICMC20)

ICMC20	Frequency	Percent
N	12	0.21
O	2	0.04
S	8	0.14
Missing	5625	99.61

Restrictions on contact for unblinding (ICMC21)

ICMC21	Frequency	Percent
N	56	0.99
Y	23	0.41
Missing	5568	98.60

Contact for study unblinding by whom (ICMC22)

ICMC22	Frequency	Percent
N	13	0.23
O	1	0.02
S	8	0.14
Missing	5625	99.61

RESTRICTIONS ON CONTACT FOR FUTURE STUDIES (ICMC23)

ICMC23	Frequency	Percent
N	6	0.11
Y	73	1.29
Missing	5568	98.60

CONTACT FOR FUTURE STUDIES BY WHOM (ICMC24)

ICMC24	*Frequency*	*Percent*
N	44	0.78
O	3	0.05
S	25	0.44
Missing	5575	98.72

CONSENT FOR LINKAGE (ICMC25)

ICMC25	*Frequency*	*Percent*
N	28	0.50
Y	51	0.90
Missing	5568	98.60

RECEIVED CONSENT VIA MAIL (ICMC26)

ICMC26	*Frequency*	*Percent*
N	214	3.79
R	90	1.59
Y	450	7.97
Missing	4893	86.65

REASON FOR NOT SIGNING CONSENT (ICMC27)

ICMC27	*Frequency*	*Percent*
A	139	2.46
D	2	0.04
M	24	0.43
N	70	1.24
O	206	3.65
U	313	5.54
Missing	4893	86.65

METHOD OF DATA COLLECTION (ICMB16, ICMC28)

ICMB16	*Frequency*	*Percent*
C	639	11.32
P	4790	84.82
Missing	218	3.86

Data Set Name	INF_NIDDKv1	Observations	628
Created	February 6, 2013	Variables	87
Last Modified	February 6, 2013		

#	Variable	Type	Length	Format	Skip Details	Label	Coding if Categorical	Version Change
1	BLINDID	Char	4	$4.		Blind ID		
2	VERS	Char	1	$1.		Form Version		
34	VISIT	Num	8			Study Contact Occasion		
35	FSEQNO	Num	8			Form Sequence Number		
3	INF1	Char	1	$1.	Skip Q 2-5 if E	STUDY VITAMIN TAKEN (INFA1)	A=Yes, at least 75% of the time B=Yes, 25-75% of the time C=Seldom, less than 25% D=No, did not take study vitamin E=Unknown	
4	INF2	Char	1	$1.	Skip Q 3-5 if N	CAN PILL COUNT BE PERFORMED (INFA2)	Y=Yes N=No	
5	INF3	Char	1	$1.		STUDY VITAMIN TAKEN TODAY/DOD (INFA3)	Y=Yes N=No U=Unknown	
36	INF4	Num	8			NO. BOTTLE DISPENSED-SINCE LAST COUNT (INFA4)		
37	INF5	Num	8			NO. PILLS REMAINING (INFA5)		
6	INF6	Char	1	$1.	Skip Q 7A-7C if N Skip Q 7A-7C if U	OTHER VITAMIN SUPPLEMENT (INFA6)	Y=Yes N=No U=Unknown	
7	INF7a	Char	1	$1.		OTHER VITAMIN: FOLIC ACID (INFA7A)	Y=Yes N=No	
8	INF7b	Char	1	$1.		OTHER VITAMIN: VITAMIN B (INFA7B)	Y=Yes N=No	
9	INF7c	Char	1	$1.		OTHER VITAMIN: VITAMIN B12 (INFA7C)	Y=Yes N=No	

#	Variable	Type	Length	Format	Skip Details	Label	Coding if Categorical	Version Change
10	INF8	Char	1	$1.	Skip Q 9A-9F if N Skip Q 9A-9F if U	SIDE EFFECTS DUE TO STUDY VITAMINS (INFA8)	Y=Yes N=No U=Unknown	
11	INF9a	Char	1	$1.		SIDE EFFECTS: ITCHING (INFA9A)	Y=Yes N=No	
12	INF9b	Char	1	$1.		SIDE EFFECTS: GI DISTURBANCES (INFA9B)	Y=Yes N=No	
13	INF9c	Char	1	$1.		SIDE EFFECTS: HEADACHE (INFA9C)	Y=Yes N=No	
14	INF9d	Char	1	$1.		SIDE EFFECTS: FATIGUE (INFA9D)	Y=Yes N=No	
15	INF9e	Char	1	$1.		SIDE EFFECTS: CHANGE IN APPETITE/WEIGHT (INFA9E)	Y=Yes N=No	
16	INF9f	Char	1	$1.		SIDE EFFECTS: OTHER (INFA9F)	Y=Yes N=No	
17	INF10	Char	1	$1.	Skip Q 11A-11C if N Skip Q 11A-11C if U	HOSPITALIZED SINCE LAST CONTACT (INFA10)	Y=Yes N=No U=Unknown	
62	INF11AD	Char	2	$2.		Day of DATE OF LAST HOSPITALIZATION-1 (INFA11A)		
50	INF11AM	Char	2	$2.		Month of DATE OF LAST HOSPITALIZATION-1 (INFA11A)		
74	INF11AY	Char	4	$4.		Year of DATE OF LAST HOSPITALIZATION-1 (INFA11A)		
63	INF11BD	Char	2	$2.		Day of DATE OF LAST HOSPITALIZATION-2 (INFA11B)		
51	INF11BM	Char	2	$2.		Month of DATE OF LAST HOSPITALIZATION-2 (INFA11B)		
75	INF11BY	Char	4	$4.		Year of DATE OF LAST HOSPITALIZATION-2 (INFA11B)		
64	INF11CD	Char	2	$2.		Day of DATE OF LAST HOSPITALIZATION-3 (INFA11C)		

#	Variable	Type	Length	Format	Skip Details	Label	Coding if Categorical	Version Change
52	INF11CM	Char	2	$2.		Month of DATE OF LAST HOSPITALIZATION-3 (INFA11C)		
76	INF11CY	Char	4	$4.		Year of DATE OF LAST HOSPITALIZATION-3 (INFA11C)		
38	INF11a	Num	8	MMDDYY10.		DATE OF LAST HOSPITALIZATION-1 (INFA11A)		
39	INF11b	Num	8	MMDDYY10.		DATE OF LAST HOSPITALIZATION-2 (INFA11B)		
40	INF11c	Num	8	MMDDYY10.		DATE OF LAST HOSPITALIZATION-3 (INFA11C)		
18	INF12	Char	1	$1.	Skip Q 13A-13C if N Skip Q 13A-13C if U	UNDERGONE ANGIOPLASTY AS OUTPATIENT (INFA12)	Y=Yes N=No U=Unknown	
65	INF13AD	Char	2	$2.		Day of DATE OF OUTPATIENT ANGIOPLASTY-1 (INFA13A)		
53	INF13AM	Char	2	$2.		Month of DATE OF OUTPATIENT ANGIOPLASTY-1 (INFA13A)		
77	INF13AY	Char	4	$4.		Year of DATE OF OUTPATIENT ANGIOPLASTY-1 (INFA13A)		
66	INF13BD	Char	2	$2.		Day of DATE OF OUTPATIENT ANGIOPLASTY-2 (INFA13B)		
54	INF13BM	Char	2	$2.		Month of DATE OF OUTPATIENT ANGIOPLASTY-2 (INFA13B)		
78	INF13BY	Char	4	$4.		Year of DATE OF OUTPATIENT ANGIOPLASTY-2 (INFA13B)		
67	INF13CD	Char	2	$2.		Day of DATE OF OUTPATIENT ANGIOPLASTY-3 (INFA13C)		
55	INF13CM	Char	2	$2.		Month of DATE OF OUTPATIENT ANGIOPLASTY-3 (INFA13C)		
79	INF13CY	Char	4	$4.		Year of DATE OF OUTPATIENT ANGIOPLASTY-3 (INFA13C)		
41	INF13a	Num	8	MMDDYY10.		DATE OF OUTPATIENT ANGIOPLASTY-1 (INFA13A)		

#	Variable	Type	Length	Format	Skip Details	Label	Coding if Categorical	Version Change
42	INF13b	Num	8	MMDDYY10.		DATE OF OUTPATIENT ANGIOPLASTY-2 (INFA13B)		
43	INF13c	Num	8	MMDDYY10.		DATE OF OUTPATIENT ANGIOPLASTY-3 (INFA13C)		
19	INF14	Char	1	$1.	Skip Q 15A-15C if N Skip Q 15A-15C if U	UNDERGONE OUTPATIENT CAE/CAA (INFA14)	Y=Yes N=No U=Unknown	
68	INF15AD	Char	2	$2.		Day of DATE OF OUTPATIENT CAE/CAA-1 (INFA15A)		
56	INF15AM	Char	2	$2.		Month of DATE OF OUTPATIENT CAE/CAA-1 (INFA15A)		
80	INF15AY	Char	4	$4.		Year of DATE OF OUTPATIENT CAE/CAA-1 (INFA15A)		
69	INF15BD	Char	2	$2.		Day of DATE OF OUTPATIENT CAE/CAA-2 (INFA15B)		
57	INF15BM	Char	2	$2.		Month of DATE OF OUTPATIENT CAE/CAA-2 (INFA15B)		
81	INF15BY	Char	4	$4.		Year of DATE OF OUTPATIENT CAE/CAA-2 (INFA15B)		
70	INF15CD	Char	2	$2.		Day of DATE OF OUTPATIENT CAE/CAA-3 (INFA15C)		
58	INF15CM	Char	2	$2.		Month of DATE OF OUTPATIENT CAE/CAA-3 (INFA15C)		
82	INF15CY	Char	4	$4.		Year of DATE OF OUTPATIENT CAE/CAA-3 (INFA15C)		
44	INF15a	Num	8	MMDDYY10.		DATE OF OUTPATIENT CAE/CAA-1 (INFA15A)		
45	INF15b	Num	8	MMDDYY10.		DATE OF OUTPATIENT CAE/CAA-2 (INFA15B)		
46	INF15c	Num	8	MMDDYY10.		DATE OF OUTPATIENT CAE/CAA-3 (INFA15C)		

#	Variable	Type	Length	Format	Skip Details	Label	Coding if Categorical	Version Change
20	INF16	Char	1	$1.	Skip Q 17 if N Skip Q 17 if U	RE-INITIATE DIALYSIS (INFA16)	Y=Yes N=No U=Unknown	
47	INF17	Num	8	MMDDYY10.		DATE DIALYSIS RE-INITIATED (INFA17)		
71	INF17D	Char	2	$2.		Day of DATE DIALYSIS RE-INITIATED (INFA17)		
59	INF17M	Char	2	$2.		Month of DATE DIALYSIS RE-INITIATED (INFA17)		
83	INF17Y	Char	4	$4.		Year of DATE DIALYSIS RE-INITIATED (INFA17)		
21	INF18	Char	1	$1.	Skip Q 19-28 if N Skip Q 19-28 if U	PARTICIPANT DECEASED (INFA18)	Y=Yes N=No U=Unknown	
48	INF19	Num	8	MMDDYY10.		DATE OF DEATH (INFA19)		
72	INF19D	Char	2	$2.		Day of DATE OF DEATH (INFA19)		
60	INF19M	Char	2	$2.		Month of DATE OF DEATH (INFA19)		
84	INF19Y	Char	4	$4.		Year of DATE OF DEATH (INFA19)		
22	INF20a	Char	66	$66.		PRESUMED CAUSE OF DEATH-1 (INFA20A)		
23	INF20b	Char	66	$66.		PRESUMED CAUSE OF DEATH-2 (INFA20B)		
24	INF20c	Char	66	$66.		PRESUMED CAUSE OF DEATH-3 (INFA20C)		
25	INF21	Char	1	$1.	Skip Q 22-28 if A	LOCATION OF DEATH (INFA21)	A=Hospital B=Emergency room C=En route to hospital D=At home E=At work F=Unknown G=Other	
26	INF22	Char	1	$1.	Skip Q 24-25 if Y Skip Q 24-25 if U	WAS DEATH WITNESSED (INFA22, INFB23)	Y=Yes N=No U=Unknown	Item renumbered 3/18/03
	INF23							Item renumbered 3/18/03

#	Variable	Type	Length	Format	Skip Details	Label	Coding if Categorical	Version Change
27	INF24	Char	1	$1.		TIME LAST SEEN ALIVE (INFA24)	A=<1 hour B=1 hour to < 24 hours C=>=24 hours D=Unknown	
28	INF25	Char	1	$1.		PARTICIPANT FOUND IN BED (INFA25)	Y=Yes N=No U=Unknown	
29	INF26	Char	1	$1.		PARTICIPANT RECEIVING HC (INFA26)	Y=Yes N=No U=Unknown	
30	INF27	Char	1	$1.		ER ATTEMPTED (INFA27)	Y=Yes N=No U=Unknown	
31	INF28	Char	1	$1.		DEATH CLINICALLY EXPECTED (INFA28)	Y=Yes N=No U=Unknown	
32	INF29	Char	1	$1.		INFORMANT SOURCE (INFA29)	A=Spouse B=Parent C=Daughter/Son D=Other relative E=Friend F=Workmate G=Physician H=Other healthcare practitioner I=Other	
33	INF30	Char	1	$1.		INFORMATION RELIABLE (INFA30)	A=Very reliable B=Somewhat reliable C=Unreliable	
49	INF31	Num	8	MMDDYY10.		DATE OF DATA COLLECTION (INFA31)		
73	INF31D	Char	2	$2.		Day of DATE OF DATA COLLECTION (INFA31)		
61	INF31M	Char	2	$2.		Month of DATE OF DATA COLLECTION (INFA31)		
85	INF31Y	Char	4	$4.		Year of DATE OF DATA COLLECTION (INFA31)		

#	Variable	Type	Length	Format	Skip Details	Label	Coding if Categorical	Version Change
86	BLIND_EPID	Char	3			EPID (INFA23, INFB22)		
87	BLIND_STAFF_ID	Char	3			INTERVIEWER INITIALS (INFA32)		

Obs	BLINDID	VERS	INF1	INF2	INF3	INF6	INF7a	INF7b	INF7c	INF8	INF9a	INF9b	INF9c	INF9d	INF9e	INF9f	INF10	INF12	INF14	INF16	INF18	INF20a
1	0004	B	D	N		U				U							Y	U	U	N	Y	DIED IN SLEEP
2	0007	B	A	N		N				N							Y	N	N	N	Y	CEREBRAL ANEURYSM
3	0008	B	E			U				U							Y	N	N	N	Y	METASTATIC MELANOMA
4	0023	B	D	N		U				N							U	U	U	Y	N	
5	0035	B	A	N		N				N							N	N	N	N	Y	FATAL HEART ATTACK
6	0036	B	E			U				U							U	U	U	Y	Y	ALLOGRAFT FAILURE
7	0037	B	E			U				U							Y	U	U	U	Y	METASTATIC PROSTASTE CANCER
8	0053	B	A	N		N				N							N	N	N	N	Y	PULMONARY EMBOLUS
9	0054	B	D	N		U				U							U	U	U	Y	N	
10	0071	B	A	N		N				N							N	N	N	N	Y	CARDIAC ARREST; ACUTE MI

Obs	INF20b	INF20c	INF21	INF22	INF24	INF25	INF26	INF27	INF28	INF29	INF30	VISIT	FSEQNO	INF4	INF5	INF11a	INF11b	INF11c
1			G	U			N	N	N	C	A	11	0			11/21/2007	11/24/2007	12/04/2007
2			G	U			N	N	Y	D	A	7	0			08/17/2006		
3			D	U			Y	N	Y	H	A	4	5			02/14/2006	03/06/2006	03/26/2006
4										B	A	7	1					
5			D	N	B	Y	N	N	N	A	A	12	0					

Obs	INF20b	INF20c	INF21	INF22	INF24	INF25	INF26	INF27	INF28	INF29	INF30	VISIT	FSEQNO	INF4	INF5	INF11a	INF11b	INF11c
6	SEPSIS		A							I	A	6	0					
7			D	Y			Y	N	Y	D	A	6	1			05/24/2006		
8	DEEP VEIN THROMBOSIS	PERIPHERAL VASCULAR DISEASE	D	N	A	Y	N	N	N	I	A	1	0					
9										F	A	5	1					
10			D	Y			N	Y	Y	A	A	11	1					

Obs	INF13a	INF13b	INF13c	INF15a	INF15b	INF15c	INF17	INF19	INF31	INF11AM	INF11BM	INF11CM	INF13AM	INF13BM	INF13CM	INF15AM
1								04/20/2008	09/04/2008	11	11	12				
2								11/14/2006	03/06/2007	08						
3								04/27/2006	04/17/2006	02	03	03				
4							08/10/2004		02/17/2006							
5								11/12/2007	04/07/2008							
6							03/06/2006	05/16/2006	01/30/2007							
7								07/08/2006	08/17/2006	05						
8								10/12/2003	10/22/2003							
9							05/05/2005		01/04/2006							
10								01/11/2009	05/07/2009							

Obs	INF15BM	INF15CM	INF17M	INF19M	INF31M	INF11AD	INF11BD	INF11CD	INF13AD	INF13BD	INF13CD	INF15AD	INF15BD	INF15CD	INF17D	INF19D
1				04	09	21	24	04								20
2				11	03	17										14
3				04	04	14	06	26								27
4			08		02										10	
5				11	04											12
6			03	05	01										06	16
7				07	08	24										08

Obs	INF15BM	INF15CM	INF17M	INF19M	INF31M	INF11AD	INF11BD	INF11CD	INF13AD	INF13BD	INF13CD	INF15AD	INF15BD	INF15CD	INF17D	INF19D
8				10	10											12
9			05		01										05	
10				01	05											11

Obs	INF31D	INF11AY	INF11BY	INF11CY	INF13AY	INF13BY	INF13CY	INF15AY	INF15BY	INF15CY	INF17Y	INF19Y	INF31Y	BLIND_EPID	BLIND_STAFF_ID
1	04	2007	2007	2007								2008	2008	854	025
2	06	2006										2006	2007	570	787
3	17	2006	2006	2006								2006	2006	251	181
4	17										2004		2006		156
5	07											2007	2008	839	273
6	30										2006	2006	2007		249
7	17	2006										2006	2006	246	249
8	22											2003	2003	770	322
9	04										2005		2006		156
10	07											2009	2009	571	014

Form Version

VERS	Frequency	Percent
B	628	100.00

STUDY VITAMIN TAKEN (INFA1)

INF1	Frequency	Percent
A	157	25.00
B	27	4.30
C	12	1.91
D	96	15.29
E	333	53.03
Missing	3	0.48

CAN PILL COUNT BE PERFORMED (INFA2)

INF2	Frequency	Percent
N	230	36.62
Y	58	9.24
Missing	340	54.14

STUDY VITAMIN TAKEN TODAY/DOD (INFA3)

INF3	Frequency	Percent
N	28	4.46
U	11	1.75
Y	20	3.18
Missing	569	90.61

OTHER VITAMIN SUPPLEMENT (INFA6)

INF6	Frequency	Percent
N	238	37.90
U	370	58.92
Y	16	2.55
Missing	4	0.64

OTHER VITAMIN: FOLIC ACID (INFA7A)

INF7a	Frequency	Percent
N	3	0.48
Y	13	2.07
Missing	612	97.45

OTHER VITAMIN: VITAMIN B (INFA7B)

INF7b	Frequency	Percent
N	4	0.64
Y	12	1.91
Missing	612	97.45

OTHER VITAMIN: VITAMIN B12 (INFA7C)

INF7c	Frequency	Percent
N	2	0.32
Y	14	2.23
Missing	612	97.45

SIDE EFFECTS DUE TO STUDY VITAMINS (INFA8)

INF8	Frequency	Percent
N	244	38.85
U	376	59.87
Y	4	0.64
Missing	4	0.64

SIDE EFFECTS: ITCHING (INFA9A)

INF9a	Frequency	Percent
N	4	0.64
Missing	624	99.36

SIDE EFFECTS: GI DISTURBANCES (INFA9B)

INF9b	Frequency	Percent
N	1	0.16
Y	3	0.48
Missing	624	99.36

SIDE EFFECTS: HEADACHE (INFA9C)

INF9c	Frequency	Percent
N	4	0.64
Missing	624	99.36

SIDE EFFECTS: FATIGUE (INFA9D)

INF9d	Frequency	Percent
N	3	0.48
Y	1	0.16
Missing	624	99.36

SIDE EFFECTS: CHANGE IN APPETITE/WEIGHT (INFA9E)

INF9e	Frequency	Percent
N	4	0.64
Missing	624	99.36

SIDE EFFECTS: OTHER (INFA9F)

INF9f	Frequency	Percent
N	3	0.48
Y	1	0.16
Missing	624	99.36

HOSPITALIZED SINCE LAST CONTACT (INFA10)

INF10	Frequency	Percent
N	142	22.61
U	271	43.15
Y	210	33.44
Missing	5	0.80

UNDERGONE ANGIOPLASTY AS OUTPATIENT (INFA12)

INF12	Frequency	Percent
N	307	48.89
U	315	50.16
Y	1	0.16
Missing	5	0.80

UNDERGONE OUTPATIENT CAE/CAA (INFA14)

INF14	Frequency	Percent
N	306	48.73
U	315	50.16
Y	1	0.16
Missing	6	0.96

RE-INITIATE DIALYSIS (INFA16)

INF16	Frequency	Percent
N	294	46.82
U	266	42.36
Y	64	10.19
Missing	4	0.64

PARTICIPANT DECEASED (INFA18)

INF18	Frequency	Percent
N	103	16.40
U	178	28.34
Y	344	54.78
Missing	3	0.48

LOCATION OF DEATH (INFA21)

INF21	Frequency	Percent
A	126	20.06
B	22	3.50
C	3	0.48
D	133	21.18
E	2	0.32
F	14	2.23
G	41	6.53
Missing	287	45.70

WAS DEATH WITNESSED (INFA22, INFB23)

INF22	Frequency	Percent
N	65	10.35
U	53	8.44
Y	98	15.61
Missing	412	65.61

TIME LAST SEEN ALIVE (INFA24)

INF24	Frequency	Percent
A	6	0.96
B	39	6.21
C	9	1.43
D	11	1.75
Missing	563	89.65

PARTICIPANT FOUND IN BED (INFA25)

INF25	Frequency	Percent
N	22	3.50
U	8	1.27
Y	35	5.57
Missing	563	89.65

PARTICIPANT RECEIVING HC (INFA26)

INF26	Frequency	Percent
N	131	20.86
U	26	4.14
Y	59	9.39
Missing	412	65.61

ER ATTEMPTED (INFA27)

INF27	Frequency	Percent
N	115	18.31
U	52	8.28
Y	49	7.80
Missing	412	65.61

DEATH CLINICALLY EXPECTED (INFA28)

INF28	Frequency	Percent
N	95	15.13
U	36	5.73
Y	84	13.38
Missing	413	65.76

INFORMANT SOURCE (INFA29)

INF29	Frequency	Percent
A	156	24.84
B	29	4.62
C	52	8.28
D	39	6.21
E	8	1.27
F	22	3.50
G	20	3.18
H	62	9.87
I	229	36.46
Missing	11	1.75

INFORMATION RELIABLE (INFA30)

INF30	Frequency	Percent
A	462	73.57
B	85	13.54
C	49	7.80
Missing	32	5.10

Variable	*Label*	*N*	*Mean*	*Median*	*Std Dev*	*Minimum*	*Maximum*
INF4	NO. BOTTLE DISPENSED-SINCE LAST COUNT (INFA4)	55	3.82	4.00	1.11	0.00	8.00
INF5	NO. PILLS REMAINING (INFA5)	48	243.63	275.00	111.36	0.00	400.00

NIDDK Closure Data Dictionary - Based on data retrieved May 17, 2010

INF : NO. BOTTLE DISPENSED-SINCE LAST COUNT (INFA4)

	N	%
Missing Values	573	91.2

Quantiles	
Min	0.0
1%	0.0
5%	0.0
10%	4.0
25% Q1	4.0
50% Med	4.0
75% Q3	4.0
90%	4.0
95%	4.0
99%	8.0
Max	8.0

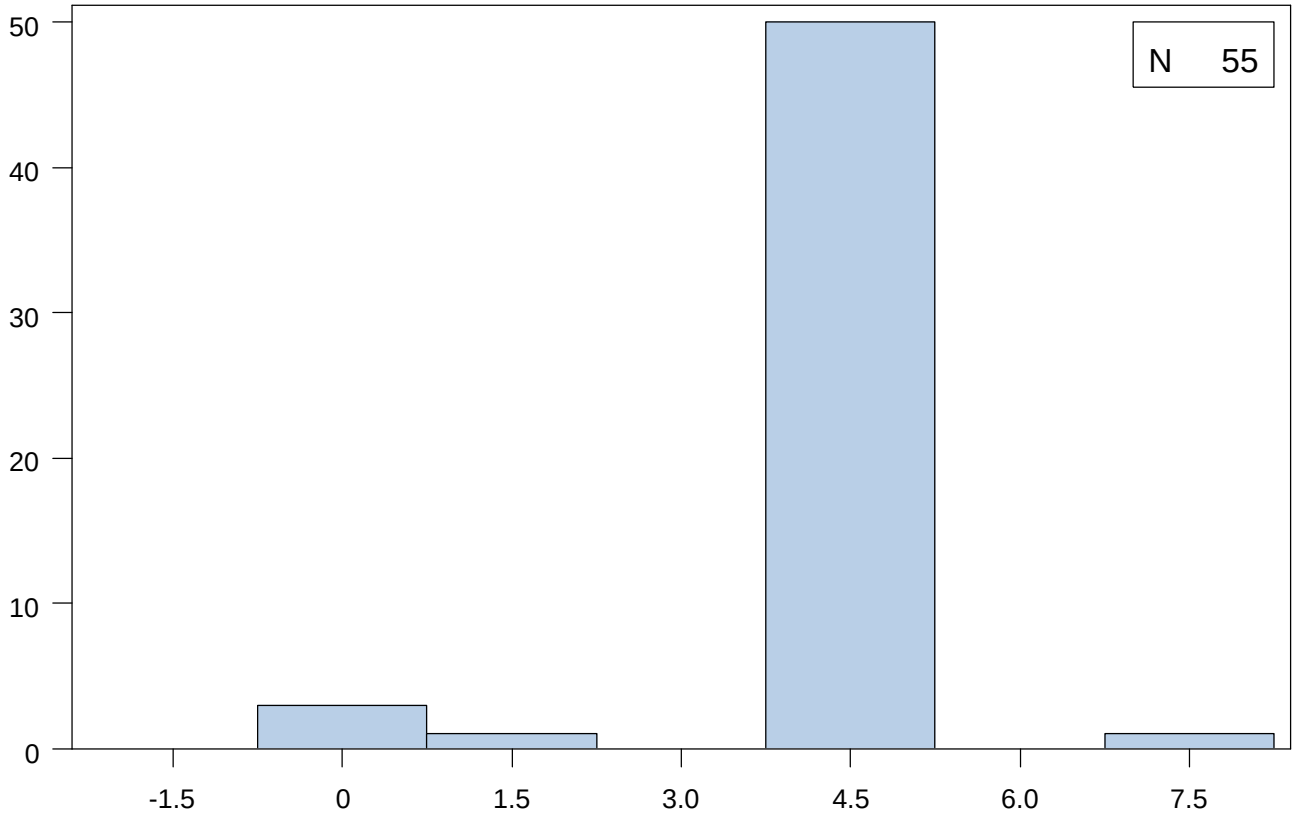

Extremes	
Lowest	N
0.0	3
2.0	1
4.0	50
8.0	1
Highest	N

Mean	3.8	Median	4.0	Mode	4.0
Standard Deviation	1.1	Interquartile Range	0.0	Range	8.0

INF : NO. PILLS REMAINING (INFA5)

	N	%
Missing Values	580	92.4

Quantiles	
Min	0.0
1%	0.0
5%	43.0
10%	79.0
25% Q1	144.0
50% Med	275.0
75% Q3	331.5
90%	378.0
95%	384.0
99%	400.0
Max	400.0

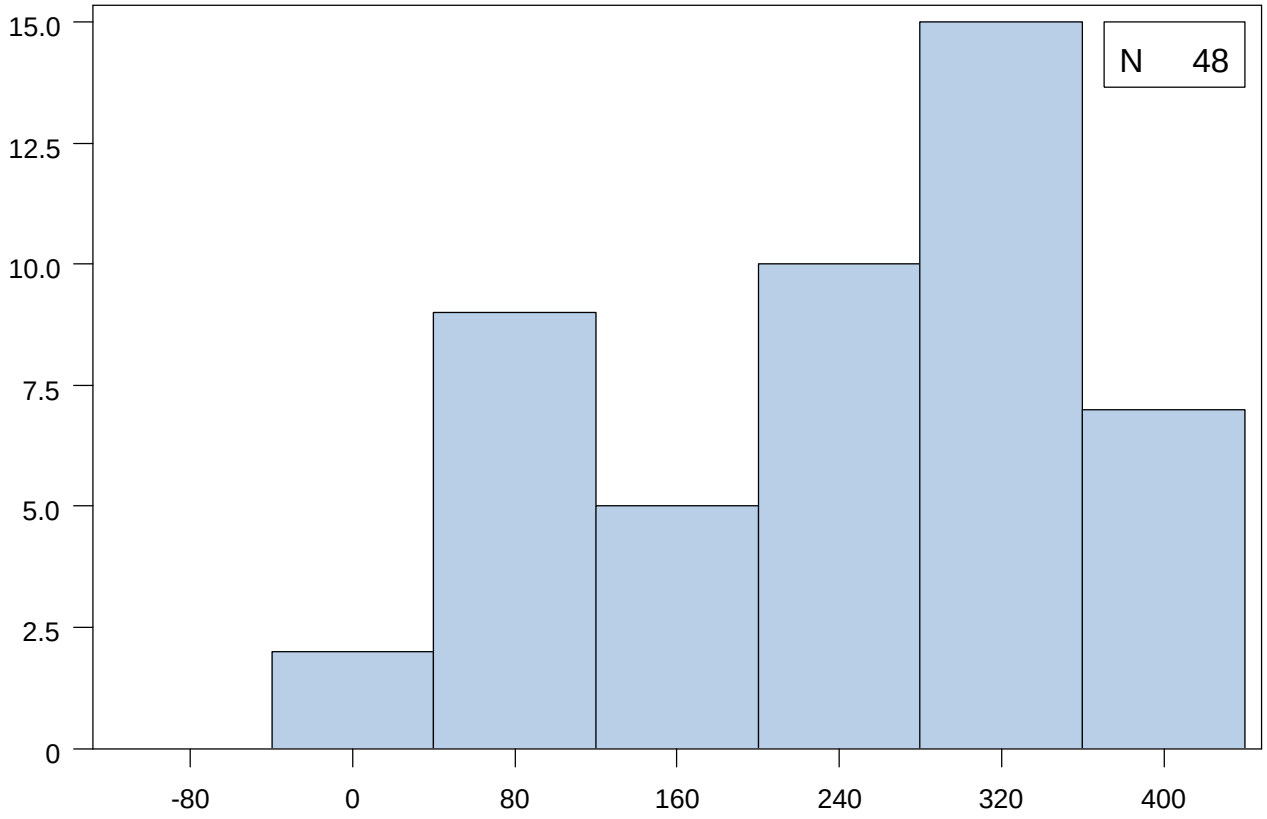

Extremes	
Lowest	N
0.0	1
29.0	1
43.0	1
63.0	1
79.0	1
Highest	N
378.0	1
380.0	1
384.0	1
389.0	1
400.0	1

Mean	243.6	Median	275.0	Mode	300.0
Standard Deviation	111.4	Interquartile Range	187.5	Range	400.0

NIDDK Closure Data Dictionary - Based on data retrieved May 17, 2010
Contents and Listing of 10 Obs. from Dataset LDLA

Data Set Name	LDLA_NIDDKv1	Observations	244
Created	February 6, 2013	Variables	14
Last Modified	February 6, 2013		

#	Variable	Type	Length	Format	Skip Details	Label	Coding if Categorical	Version Change
1	BLINDID	Char	4	$4.		Blind ID		
2	VERS	Char	1	$1.		Form Version		
4	VISIT	Num	8			Study Contact Occasion		
5	FSEQNO	Num	8			Form Sequence Number		
6	LDLA1	Num	8			DIRECT LDL mg/dl (LDLA1)		
3	LDLA2	Char	1	$1.		Specimen Code (LDLA2)	A=Normal B=Hemolyzed C=Thawed D=Insufficient volume E=No sample F=Instrument failure G=Techinician error H=Other	
7	LDLA3	Num	8	MMDDYY10.		Date Analyzed (LDLA3)		
11	LDLA3D	Char	2			Day of Date Analyzed (LDLA3)		
9	LDLA3M	Char	2			Month of Date Analyzed (LDLA3)		
13	LDLA3Y	Char	4			Year of Date Analyzed (LDLA3)		
8	LDLA4	Num	8	MMDDYY10.		Date Entered (LDLA4)		
12	LDLA4D	Char	2			Day of Date Entered (LDLA4)		
10	LDLA4M	Char	2			Month of Date Entered (LDLA4)		
14	LDLA4Y	Char	4			Year of Date Entered (LDLA4)		

Obs	BLINDID	VERS	LDLA2	VISIT	FSEQNO	LDLA1	LDLA3	LDLA4	LDLA3M	LDLA4M	LDLA3D	LDLA4D	LDLA3Y	LDLA4Y
1	0030	A	A	1	0	127	08/16/2006	12/11/2006	08	12	16	11	2006	2006
2	0036	A	A	1	0	60	08/16/2006	12/11/2006	08	12	16	11	2006	2006

Obs	*BLINDID*	*VERS*	*LDLA2*	*VISIT*	*FSEQNO*	*LDLA1*	*LDLA3*	*LDLA4*	*LDLA3M*	*LDLA4M*	*LDLA3D*	*LDLA4D*	*LDLA3Y*	*LDLA4Y*
3	0039	A	A	1	0	114	12/11/2006	02/23/2007	12	02	11	23	2006	2007
4	0040	A	A	1	0	125	08/09/2007	02/12/2008	08	02	09	12	2007	2008
5	0041	A	A	1	0	91	09/25/2006	01/31/2007	09	01	25	31	2006	2007
6	0042	A	A	1	0	147	12/11/2006	02/23/2007	12	02	11	23	2006	2007
7	0046	A	A	1	0	91	02/09/2007	02/26/2007	02	02	09	26	2007	2007
8	0069	A	A	1	0	116	02/15/2007	03/12/2007	02	03	15	12	2007	2007
9	0073	A	A	1	0	181	03/12/2007	05/09/2007	03	05	12	09	2007	2007
10	0083	A	A	1	0	98	04/26/2007	08/13/2007	04	08	26	13	2007	2007

Form Version		
VERS	*Frequency*	*Percent*
A	244	100.00

Specimen Code (LDLA2)		
LDLA2	*Frequency*	*Percent*
A	243	99.59
H	1	0.41

Analysis Variable : LDLA1 DIRECT LDL mg/dl (LDLA1)					
N	*Mean*	*Median*	*Std Dev*	*Minimum*	*Maximum*
243	108.69	105.00	42.13	30.00	380.00

LDLA : DIRECT LDL mg/dl (LDLA1)

	N	%
Missing Values	1	0.4

Quantiles	
Min	30.0
1%	35.0
5%	57.0
10%	63.0
25% Q1	79.0
50% Med	105.0
75% Q3	131.0
90%	153.0
95%	177.0
99%	242.0
Max	380.0

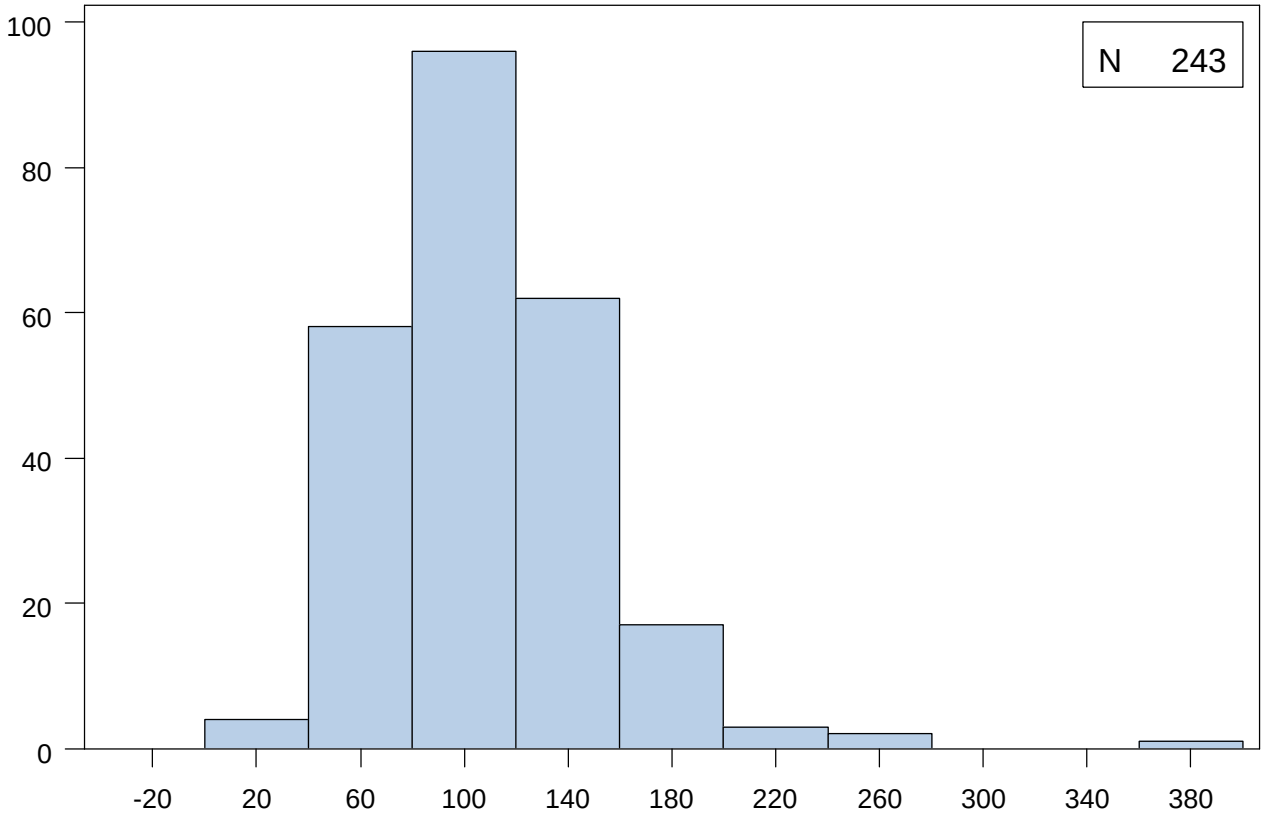

Extremes	
Lowest	N
30.0	1
32.0	1
35.0	1
37.0	1
40.0	1
Highest	N
220.0	1
228.0	1
242.0	1
255.0	1
380.0	1

Mean	108.7	Median	105.0	Mode	68.0
Standard Deviation	42.1	Interquartile Range	52.0	Range	350.0

NIDDK Closure Data Dictionary - Based on data retrieved May 17, 2010
Contents and Listing of 10 Obs. from Dataset LIP

Data Set Name	LIP_NIDDKv1	Observations	3922
Created	February 6, 2013	Variables	18
Last Modified	February 6, 2013		

#	*Variable*	*Type*	*Length*	*Format*	*Skip Details*	*Label*	*Coding if Categorical*	*Version Change*
1	BLINDID	Char	4	$4.		Blind ID		
2	VERS	Char	1	$1.		Form Version		
4	VISIT	Num	8			Study Contact Occasion		
5	FSEQNO	Num	8			Form Sequence Number		
6	LIP1A	Num	8			Cholesterol mg/dl (LIPA1A)		
7	LIP1B	Num	8			Triglycerides mg/dl (LIPA1B)		
8	LIP1C	Num	8			HDL mg/dl (LIPA1C)		
9	LIP1D	Num	8			LDL mg/dl (LIPA1D)		
10	LIP1E	Num	8			VLDL mg/dl (LIPA1E)		
3	LIP2	Char	1	$1.		Specimen Code (LIPA2)	A=Normal B=Hemolyzed C=Thawed D=Insufficient volume E=No sample F=Instrument failure G=Techinician error H=Other	
11	LIP3	Num	8	MMDDYY10.		Date Analyzed (LIPA3)		
15	LIP3D	Char	2			Day of Date Analyzed (LIPA3)		
13	LIP3M	Char	2			Month of Date Analyzed (LIPA3)		
17	LIP3Y	Char	4			Year of Date Analyzed (LIPA3)		
12	LIP4	Num	8	MMDDYY10.		Date Entered (LIPA4)		
16	LIP4D	Char	2			Day of Date Entered (LIPA4)		
14	LIP4M	Char	2			Month of Date Entered (LIPA4)		
18	LIP4Y	Char	4			Year of Date Entered (LIPA4)		

Obs	*BLINDID*	*VERS*	*LIP2*	*VISIT*	*FSEQNO*	*LIP1A*	*LIP1B*	*LIP1C*	*LIP1D*	*LIP1E*	*LIP3*	*LIP4*	*LIP3M*	*LIP4M*	*LIP3D*	*LIP4D*	*LIP3Y*	*LIP4Y*
1	0001	C	A	1	0	152	138	37	87	28	09/25/2006	01/31/2007	09	01	25	31	2006	2007
2	0002	C	A	1	0	182	117	68	91	23	03/16/2007	05/15/2007	03	05	16	15	2007	2007
3	0003	C	A	1	0	193	197	36	118	39	06/01/2007	09/10/2007	06	09	01	10	2007	2007
4	0004	C	A	1	0	220	162	50	137	32	11/06/2006	02/06/2007	11	02	06	06	2006	2007
5	0005	C	A	1	0	160	134	34	99	27	09/25/2006	01/31/2007	09	01	25	31	2006	2007
6	0006	C	A	1	0	168	174	37	96	35	03/08/2007	05/14/2007	03	05	08	14	2007	2007
7	0007	C	A	1	0	149	163	37	79	33	02/13/2007	04/04/2007	02	04	13	04	2007	2007
8	0008	C	A	1	0	144	208	38	64	42	05/31/2007	08/28/2007	05	08	31	28	2007	2007
9	0009	C	A	1	0	162	70	53	95	14	05/31/2007	08/27/2007	05	08	31	27	2007	2007
10	0010	C	A	1	0	183	138	41	114	28	07/05/2007	09/04/2007	07	09	05	04	2007	2007

Form Version		
VERS	*Frequency*	*Percent*
A	78	1.99
B	92	2.35
C	3752	95.67

Specimen Code (LIPA2)		
LIP2	*Frequency*	*Percent*
A	3914	99.80
B	1	0.03
D	3	0.08
E	4	0.10

Variable	*Label*	*N*	*Mean*	*Median*	*Std Dev*	*Minimum*	*Maximum*
LIP1A	Cholesterol mg/dl (LIPA1A)	3914	184.58	180.00	44.00	66.00	560.00
LIP1B	Triglycerides mg/dl (LIPA1B)	3914	198.75	164.00	182.36	19.00	7760.00
LIP1C	HDL mg/dl (LIPA1C)	3914	46.24	44.00	13.93	2.00	149.00
LIP1D	LDL mg/dl (LIPA1D)	3672	100.43	97.00	33.88	6.00	317.00
LIP1E	VLDL mg/dl (LIPA1E)	3914	37.44	33.00	21.06	4.00	230.00

LIP : Cholesterol mg/dl (LIPA1A)

	N	%
Missing Values	8	0.2

Quantiles	
Min	66.0
1%	103.0
5%	123.0
10%	136.0
25% Q1	155.0
50% Med	180.0
75% Q3	208.0
90%	240.0
95%	263.0
99%	320.0
Max	560.0

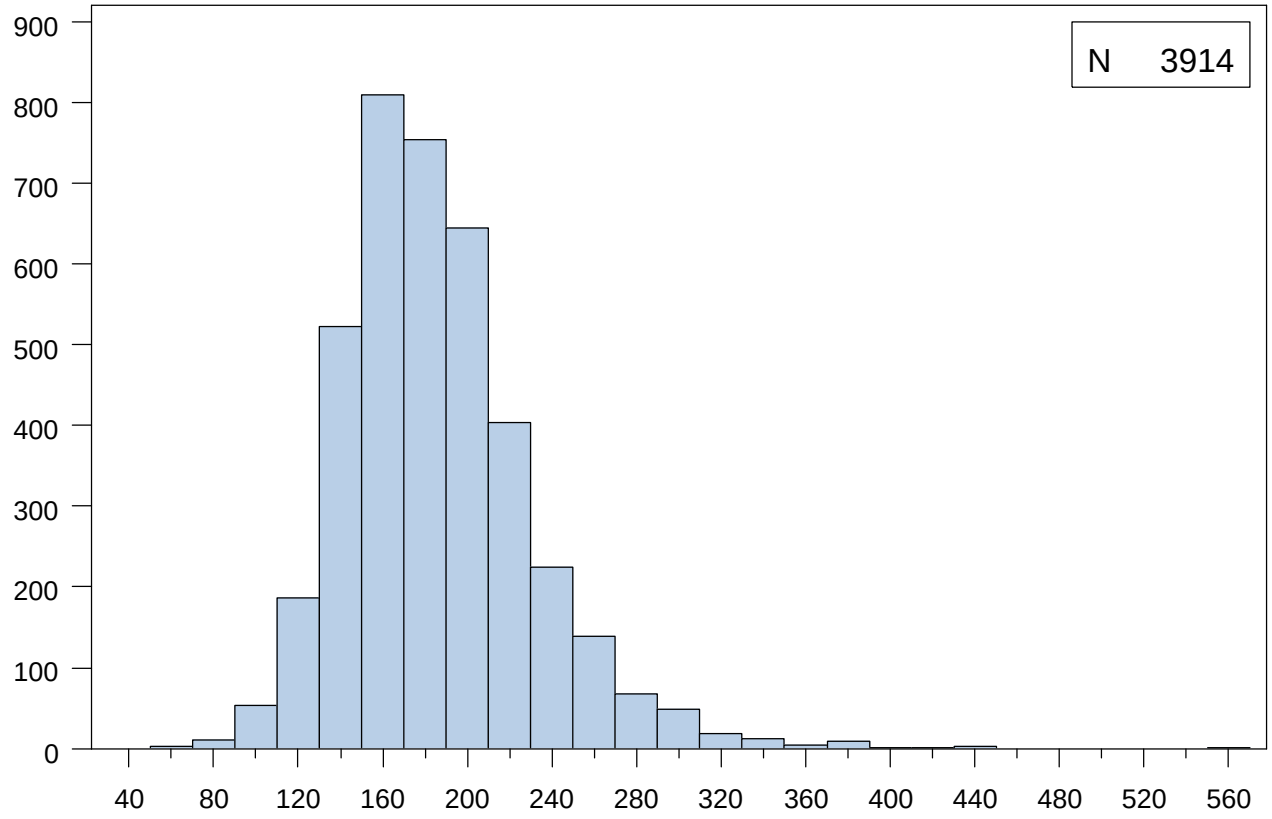

Extremes	
Lowest	N
66.0	1
69.0	1
71.0	1
73.0	1
75.0	1
Highest	N
397.0	1
414.0	1
435.0	1
442.0	1
560.0	1

Mean	184.6	Median	180.0	Mode	168.0
Standard Deviation	44.0	Interquartile Range	53.0	Range	494.0

NIDDK Closure Data Dictionary - Based on data retrieved May 17, 2010

LIP : Triglycerides mg/dl (LIPA1B)

	N	%
Missing Values	8	0.2

Quantiles	
Min	19.0
1%	52.0
5%	70.0
10%	83.0
25% Q1	113.0
50% Med	164.0
75% Q3	238.0
90%	341.0
95%	434.0
99%	736.0
Max	7760.0

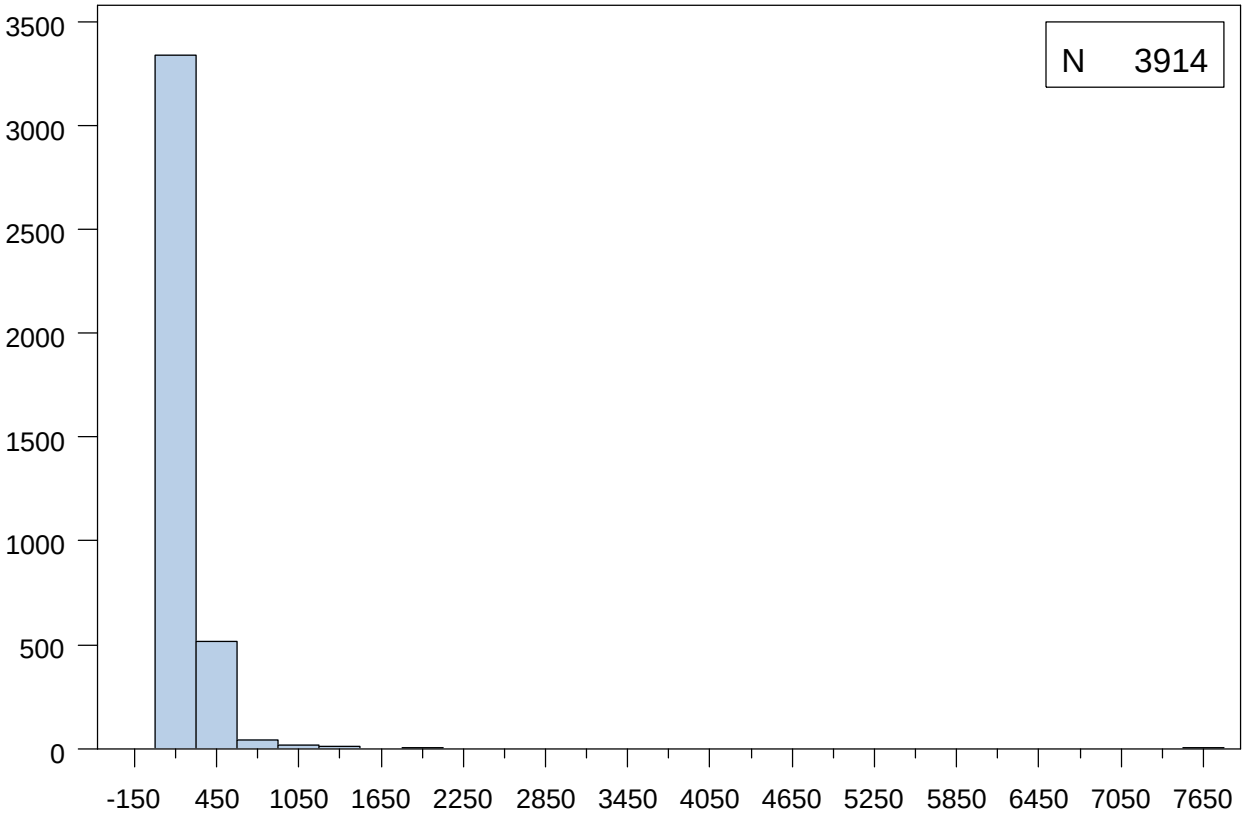

Extremes	
Lowest	N
19.0	1
33.0	2
35.0	1
37.0	2
38.0	1
Highest	N
1468.0	1
1470.0	1
1488.0	1
1856.0	1
7760.0	1

Mean	198.8	Median	164.0	Mode	117.0
Standard Deviation	182.4	Interquartile Range	125.0	Range	7741.0

LIP : HDL mg/dl (LIPA1C)

	N	%
Missing Values	8	0.2

Quantiles	
Min	2.0
1%	24.0
5%	28.0
10%	31.0
25% Q1	36.0
50% Med	44.0
75% Q3	53.0
90%	64.0
95%	71.0
99%	91.0
Max	149.0

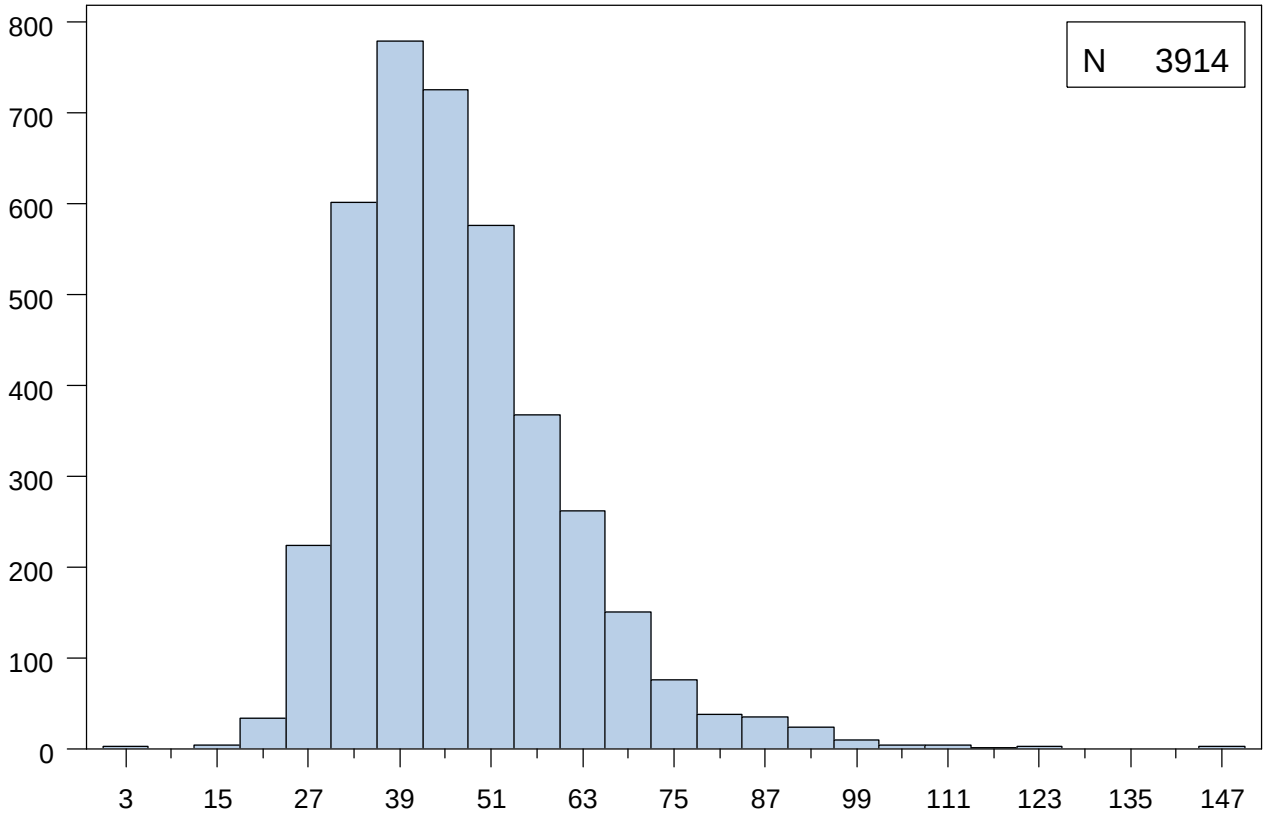

Extremes	
Lowest	N
2.0	1
5.0	1
14.0	1
16.0	1
17.0	1
Highest	N
116.0	1
120.0	1
121.0	1
144.0	1
149.0	1

Mean	46.2	Median	44.0	Mode	40.0
Standard Deviation	13.9	Interquartile Range	17.0	Range	147.0

NIDDK Closure Data Dictionary - Based on data retrieved May 17, 2010

LIP : LDL mg/dl (LIPA1D)

	N	%
Missing Values	250	6.4

Quantiles	
Min	6.0
1%	37.0
5%	52.0
10%	61.0
25% Q1	78.0
50% Med	97.0
75% Q3	118.0
90%	143.0
95%	160.0
99%	204.0
Max	317.0

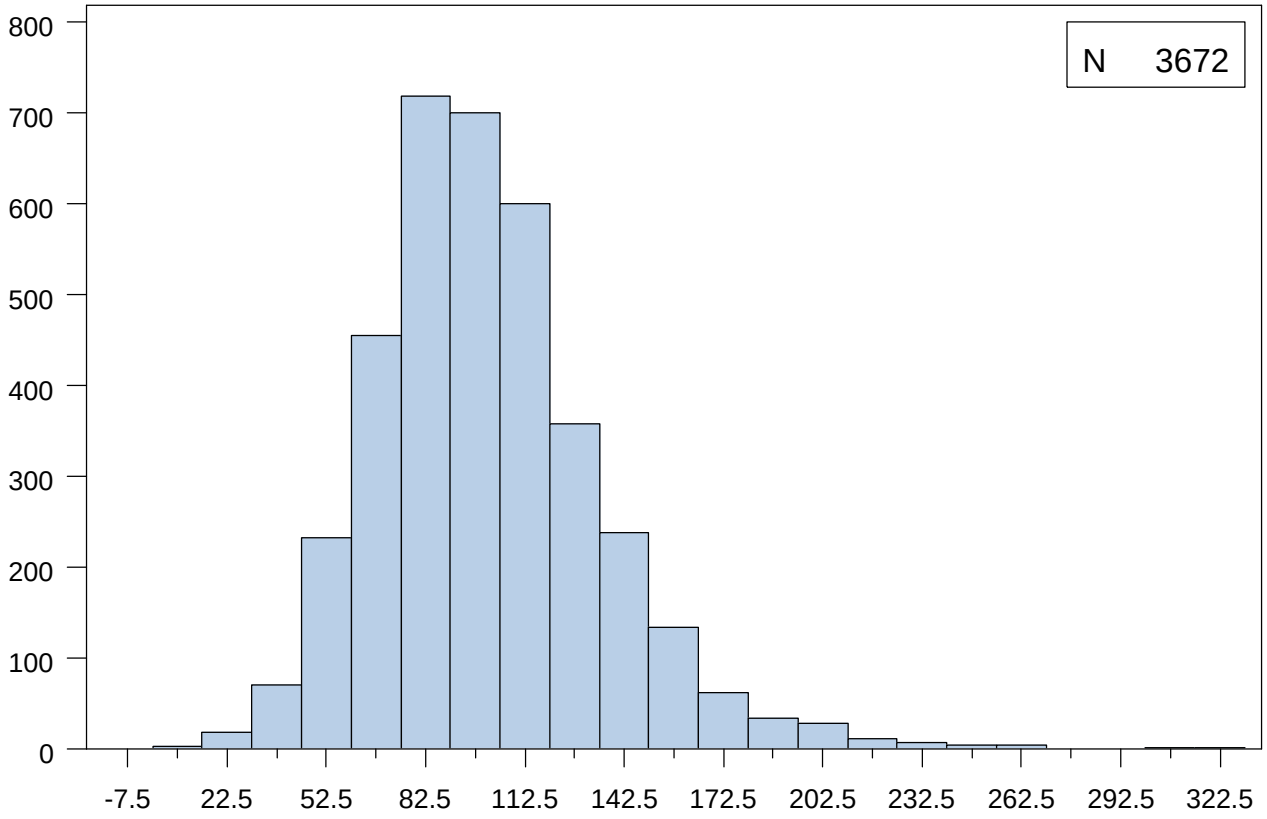

Extremes	
Lowest	N
6.0	1
9.0	1
17.0	1
19.0	1
20.0	1
Highest	N
257.0	1
262.0	1
267.0	2
308.0	1
317.0	1

Mean	100.4	Median	97.0	Mode	89.0
Standard Deviation	33.9	Interquartile Range	40.0	Range	311.0

LIP : VLDL mg/dl (LIPA1E)

	N	%
Missing Values	8	0.2

Quantiles	
Min	4.0
1%	10.0
5%	14.0
10%	17.0
25% Q1	23.0
50% Med	33.0
75% Q3	47.0
90%	65.0
95%	74.0
99%	113.0
Max	230.0

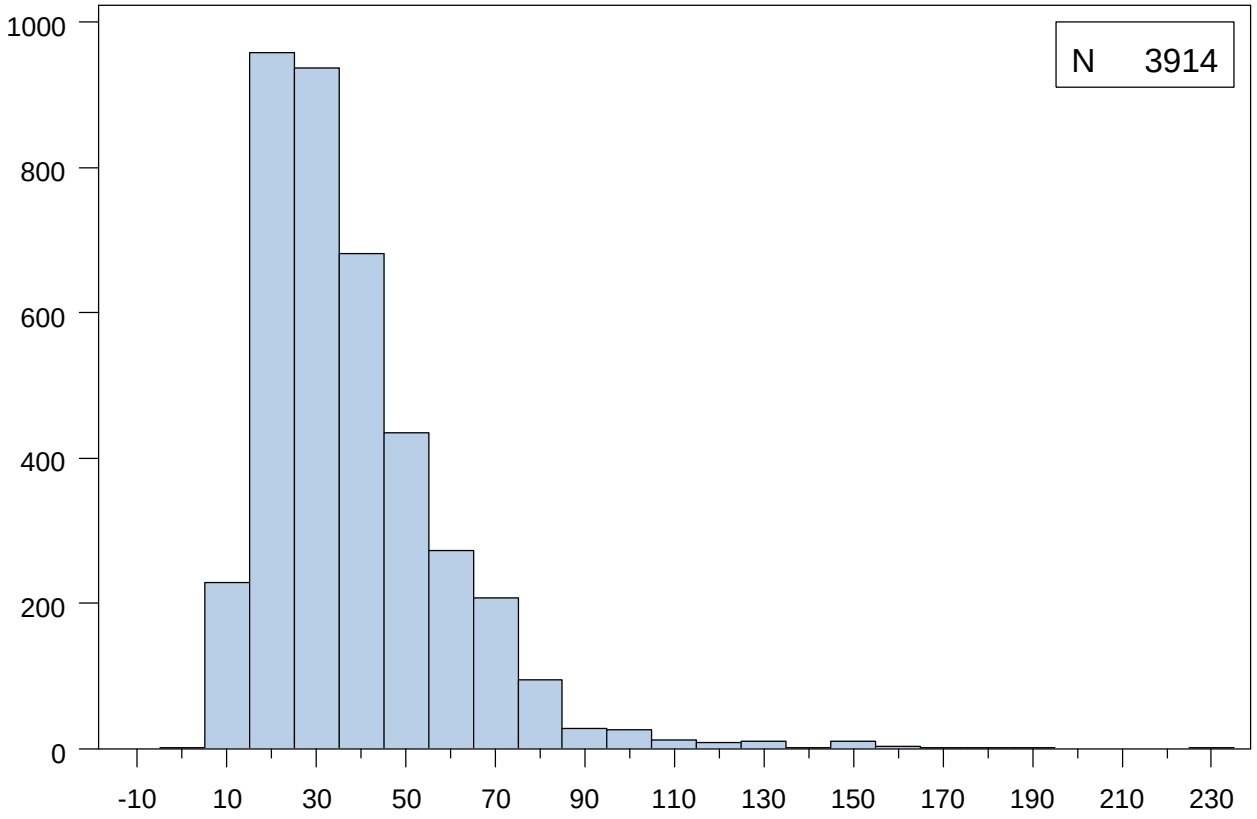

Extremes	
Lowest	N
4.0	1
7.0	5
8.0	5
9.0	10
10.0	22
Highest	N
164.0	1
169.0	1
179.0	1
191.0	1
230.0	1

Mean	37.4	Median	33.0	Mode	23.0
Standard Deviation	21.1	Interquartile Range	24.0	Range	226.0

Data Set Name	MSR_NIDDKv1	Observations	16368
Created	February 6, 2013	Variables	68
Last Modified	February 6, 2013		

#	Variable	Type	Length	Format	Skip Details	Label	Coding if Categorical	Version Change
1	BLINDID	Char	4	$4.		Blind ID		
2	VERS	Char	1	$1.		Form Version		
48	VISIT	Num	8			Study Contact Occasion		
49	FSEQNO	Num	8			Form Sequence Number		
3	MSR1	Char	1	$1.		CYCLOSPORINE A (MSRA1, MSRB1, MSRC1, MSRD1, MSRE1, MSRF1)	N=No B=Yes, based on bottle label P=Yes, based on patient list V=Yes, based on verbal report	
4	MSR2	Char	1	$1.		TACROLIMUS (MSRA2, MSRB2, MSRC2, MSRD2, MSRE2, MSRF2)	N=No B=Yes, based on bottle label P=Yes, based on patient list V=Yes, based on verbal report	
5	MSR3	Char	1	$1.		SIROLIMUS (MSRA3, MSRB3, MSRC3, MSRD3, MSRE3, MSRF3)	N=No B=Yes, based on bottle label P=Yes, based on patient list V=Yes, based on verbal report	
6	MSR4	Char	1	$1.		MYCOPHENOLATE MOFETIL (MSRA4, MSRB4, MSRC4, MSRD4, MSRE4, MSRF4)	N=No B=Yes, based on bottle label P=Yes, based on patient list V=Yes, based on verbal report	
7	MSR5	Char	1	$1.		AZATHIOPRINE (MSRA5, MSRB5, MSRC5, MSRD5, MSRE5, MSRF5)	N=No B=Yes, based on bottle label P=Yes, based on patient list V=Yes, based on verbal report	
8	MSR6	Char	1	$1.		PREDNISONE (MSRA6, MSRB6, MSRC6, MSRD6, MSRE6, MSRF6)	N=No B=Yes, based on bottle label P=Yes, based on patient list V=Yes, based on verbal report	

#	Variable	Type	Length	Format	Skip Details	Label	Coding if Categorical	Version Change
9	MSR7	Char	1	$1.		HMG COA REDUCTASE INHIBITORS (MSRA7, MSRB7, MSRC7, MSRD7, MSRE7, MSRF7)	N=No B=Yes, based on bottle label P=Yes, based on patient list V=Yes, based on verbal report	
10	MSR8	Char	1	$1.		BILE ACID SEQUESTRANTS (MSRA8, MSRB8, MSRC8, MSRD8, MSRE8, MSRF8)	N=No B=Yes, based on bottle label P=Yes, based on patient list V=Yes, based on verbal report	
11	MSR9	Char	1	$1.		NIACIN (NICOTINIC ACID) (MSRA9, MSRB9, MSRC9, MSRD9, MSRE9, MSRF9)	N=No B=Yes, based on bottle label P=Yes, based on patient list V=Yes, based on verbal report	
12	MSR10	Char	1	$1.		GEMFIBROZIL (MSRA10, MSRB10, MSRC10, MSRD10, MSRE10, MSRF10)	N=No B=Yes, based on bottle label P=Yes, based on patient list V=Yes, based on verbal report	
13	MSR11	Char	1	$1.		FENOFIBRATE (MSRA11, MSRB11, MSRC11, MSRD11, MSRE11, MSRF11)	N=No B=Yes, based on bottle label P=Yes, based on patient list V=Yes, based on verbal report	
14	MSR12	Char	1	$1.		BEZAFIBRATE (MSRA12, MSRB12, MSRC12, MSRD12, MSRE12, MSRF12)	N=No B=Yes, based on bottle label P=Yes, based on patient list V=Yes, based on verbal report	
15	MSR13	Char	1	$1.		CLOFIBRATE (MSRA13, MSRB13, MSRC13, MSRD13, MSRE13, MSRF13)	N=No B=Yes, based on bottle label P=Yes, based on patient list V=Yes, based on verbal report	
54	MSRB14	Char	1	$1.		PROBUCOL (MSRB14, MSRC14, MSRD14, MSRE14, MSRF14)	N=No B=Yes, based on bottle label P=Yes, based on patient list V=Yes, based on verbal report	Added 4/29/03
55	MSRB15	Char	1	$1.		EZETIMIBE (MSRB15, MSRC15, MSRD15, MSRE15, MSRF15)	N=No B=Yes, based on bottle label P=Yes, based on patient list V=Yes, based on verbal report	Added 4/29/03

#	Variable	Type	Length	Format	Skip Details	Label	Coding if Categorical	Version Change
16	MSR14	Char	1	$1.		ACE INHIBITORS (MSRA14, MSRB16, MSRC16, MSRD16, MSRE16, MSRF16)	N=No B=Yes, based on bottle label P=Yes, based on patient list V=Yes, based on verbal report	
17	MSR15	Char	1	$1.		ANGIOTENSIN RECEPTOR BLOCKERS (MSRA15, MSRB17, MSRC17, MSRD17, MSRE17, MSRF17)	N=No B=Yes, based on bottle label P=Yes, based on patient list V=Yes, based on verbal report	
18	MSR16	Char	1	$1.		BETA BLOCKERS (MSRA16, MSRB18, MSRC18, MSRD18, MSRE18, MSRF18)	N=No B=Yes, based on bottle label P=Yes, based on patient list V=Yes, based on verbal report	
19	MSR17	Char	1	$1.		DIHYDROPYRIDINE CA CHANNEL BLOCKERS (MSRA17, MSRB19,, MSRC19, MSRD19, MSRE19, MSRF19)	N=No B=Yes, based on bottle label P=Yes, based on patient list V=Yes, based on verbal report	
20	MSR18	Char	1	$1.		NON-DIHYDROPYRIDINE CA CHANNEL BLOCKERS (MSRA18, MSRB20, MSRC20, MSRD20, MSRE20, MSRF20)	N=No B=Yes, based on bottle label P=Yes, based on patient list V=Yes, based on verbal report	
21	MSR19	Char	1	$1.		LOOP DIURETICS (MSRA19, MSRB21, MSRC21, MSRD21, MSRE21, MSRF21)	N=No B=Yes, based on bottle label P=Yes, based on patient list V=Yes, based on verbal report	
22	MSR20	Char	1	$1.		OTHER DIURETICS (MSRA20, MSRB22, MSRC22, MSRD22, MSRE22, MSRF22)	N=No B=Yes, based on bottle label P=Yes, based on patient list V=Yes, based on verbal report	
23	MSR21	Char	1	$1.		INSULIN PREPARATIONS (MSRA21, MSRB23, MSRC23, MSRD23, MSRE23, MSRF23)	N=No B=Yes, based on bottle label P=Yes, based on patient list V=Yes, based on verbal report	
24	MSR22	Char	1	$1.		SULFONYLUREAS (MSRA22, MSRB24, MSRC24, MSRD24, MSRE24, MSRF24)	N=No B=Yes, based on bottle label P=Yes, based on patient list V=Yes, based on verbal report	

#	Variable	Type	Length	Format	Skip Details	Label	Coding if Categorical	Version Change
25	MSR23	Char	1	$1.		ROSIGLITAZONE (MSRA23, MSRB25, MSRC25, MSRD25, MSRE25, MSRF25)	N=No B=Yes, based on bottle label P=Yes, based on patient list V=Yes, based on verbal report	
26	MSR24	Char	1	$1.		PIOGLITAZONE (MSRA24, MSRB26, MSRC26, MSRD26, MSRE26, MSRF26)	N=No B=Yes, based on bottle label P=Yes, based on patient list V=Yes, based on verbal report	
27	MSR25	Char	1	$1.		TROGLITAZONE (MSRA25,, MSRB27, MSRC27, MSRD27, MSRE27, MSRF27)	N=No B=Yes, based on bottle label P=Yes, based on patient list V=Yes, based on verbal report	
28	MSR26	Char	1	$1.		METFORMIN (MSRA26, MSRB28, MSRC28, MSRD28, MSRE28, MSRF28)	N=No B=Yes, based on bottle label P=Yes, based on patient list V=Yes, based on verbal report	
29	MSR27	Char	1	$1.		REPAGLINIDE (MSRA27, MSRB29, MSRC29, MSRD29, MSRE29, MSRF29)	N=No B=Yes, based on bottle label P=Yes, based on patient list V=Yes, based on verbal report	
30	MSR28	Char	1	$1.		NETAGLINIDE (MSRA28, MSRB30, MSRC30, MSRD30, MSRE30, MSRF30)	N=No B=Yes, based on bottle label P=Yes, based on patient list V=Yes, based on verbal report	
31	MSR29	Char	1	$1.		ACARBOSE (MSRA29,, MSRB31, MSRC31, MSRD31, MSRE31, MSRF31)	N=No B=Yes, based on bottle label P=Yes, based on patient list V=Yes, based on verbal report	
32	MSR30	Char	1	$1.		MIGLITOL (MSRA30, MSRB32, MSRC32, MSRD32, MSRE32, MSRF32)	N=No B=Yes, based on bottle label P=Yes, based on patient list V=Yes, based on verbal report	
33	MSR31	Char	1	$1.		ASPIRIN (MSRA31, MSRB33, MSRC33, MSRD33, MSRE33, MSRF33)	N=No B=Yes, based on bottle label P=Yes, based on patient list V=Yes, based on verbal report	

#	Variable	Type	Length	Format	Skip Details	Label	Coding if Categorical	Version Change
34	MSR32	Char	1	$1.		CLOPIDOGREL (MSRA32, MSRB34, MSRC34, MSRD34, MSRE34, MSRF34)	N=No B=Yes, based on bottle label P=Yes, based on patient list V=Yes, based on verbal report	
35	MSR33	Char	1	$1.		TICLOPIDINE (MSRA33, MSRB35, MSRC35, MSRD35, MSRE35, MSRF35)	N=No B=Yes, based on bottle label P=Yes, based on patient list V=Yes, based on verbal report	
36	MSR34	Char	1	$1.		OTHER ANTIPLATELET AGENTS (MSRA34, MSRB36, MSRC36, MSRD36, MSRE36, MSRF36)	N=No B=Yes, based on bottle label P=Yes, based on patient list V=Yes, based on verbal report	
37	MSR35	Char	1	$1.		WARFARIN ANTICOAGULANTS (MSRA35, MSRB37, MSRC37, MSRD37, MSRE37, MSRF37)	N=No B=Yes, based on bottle label P=Yes, based on patient list V=Yes, based on verbal report	
38	MSR36	Char	1	$1.		STANDARD HEPARIN ANTICOAGULANTS (MSRA36, MSRB38, MSRC38, MSRD38, MSRE38, MSRF38)	N=No B=Yes, based on bottle label P=Yes, based on patient list V=Yes, based on verbal report	
39	MSR37	Char	1	$1.		LOW MOLEC. WT. HEPARIN ANTICOAGULANTS (MSRA37, MSRB39, MSRC39, MSRD39, MSRE39, MSRF39)	N=No B=Yes, based on bottle label P=Yes, based on patient list V=Yes, based on verbal report	
40	MSR38	Char	1	$1.		ESTROGEN REPLACEMENT PREPS (MSRA38, MSRB40, MSRC40, MSRD40, MSRE40, MSRF40)	N=No B=Yes, based on bottle label P=Yes, based on patient list V=Yes, based on verbal report	
41	MSR39	Char	1	$1.		RALOXIFENE (MSRA39, MSRB41, MSRC41, MSRD41, MSRE41, MSRF41)	N=No B=Yes, based on bottle label P=Yes, based on patient list V=Yes, based on verbal report	
42	MSR40	Char	1	$1.		TAMOXIFEN (MSRA40, MSRB42, MSRC42, MSRD42, MSRE42, MSRF42)	N=No B=Yes, based on bottle label P=Yes, based on patient list V=Yes, based on verbal report	

#	Variable	Type	Length	Format	Skip Details	Label	Coding if Categorical	Version Change
43	MSR41	Char	1	$1.		CONTRACEPTIVES (MSRA41, MSRB43,, MSRC43, MSRD43, MSRE43, MSRF43)	N=No B=Yes, based on bottle label P=Yes, based on patient list V=Yes, based on verbal report	
44	MSR42	Char	1	$1.		L-DOPA PREPARATIONS (MSRA42, MSRB44, MSRC44, MSRD44, MSRE44, MSRF44)	N=No B=Yes, based on bottle label P=Yes, based on patient list V=Yes, based on verbal report	
45	MSR43	Char	1	$1.		METHOTREXATE (MSRA43, MSRB45, MSRC45,, MSRD45, MSRE45, MSRF45)	N=No B=Yes, based on bottle label P=Yes, based on patient list V=Yes, based on verbal report	
46	MSR44a	Char	1	$1.	Skip Q 57b if N	HYPERTENSION TXT WITH ANTI-HYP. MEDS (MSRA44A, MSRB46A, MSRC46A, MSRD47A, MSRE56A, MSRF57A)	Y=Yes N=No	
47	MSR44b	Char	1	$1.		HYPERTENSION TXT, BASED ON (MSRA44B, MSRB46B, MSRC46B, MSRD47B, MSRE56B, MSRF57B)	A=Medical Report/Chart B=Patient Report Only	
57	MSRD46	Char	1	$1.		Dipeptidyl Peptidase-4 (DPP-4) Inhibitors (MSRD46, MSRE46, MSRF46)	N=No B=Yes, based on bottle label P=Yes, based on patient list V=Yes, based on verbal report	Added 11/08/07
58	MSRE47	Char	1	$1.		Doxazosin (MSRE47, MSRF47)		Added 8/11/08
59	MSRE48	Char	1	$1.		Hydralazine (MSRE48, MSRF48)		Added 8/11/08
60	MSRE49	Char	1	$1.		Minoxidil (MSRE49, MSRF49)		Added 8/11/08
61	MSRE50	Char	1	$1.		Clonidine (MSRE50, MSRF50)		Added 8/11/08
62	MSRE51	Char	1	$1.		Methyldopa (MSRE51, MSRF51)		Added 8/11/08
63	MSRE52	Char	1	$1.		Reserpine (MSRE52, MSRF52)		Added 8/11/08
64	MSRE53	Char	1	$1.		Prazosin (MSRE53, MSRF53)		Added 8/11/08
67	MSRF54	Char	1	$1.		Tenex (MSRF54)		Added 12/8/08
65	MSRE54	Char	1	$1.		Omega-3 (MSRE54, MSRF55)		Added 8/11/08
66	MSRE55	Char	1	$1.		Letrozole (MSRE55, MSRF56)		Added 8/11/08

#	Variable	Type	Length	Format	Skip Details	Label	Coding if Categorical	Version Change
50	MSR45	Num	8	MMDDYY10.		DATE OF VISIT (MSRA45, MSRB47, MSRC47, MSRD48, MSRE57, MSRF58)		
52	MSR45D	Char	2			Day of DATE OF VISIT (MSRA45, MSRB47, MSRC47, MSRD48, MSRE57, MSRF58)		
51	MSR45M	Char	2			Month of DATE OF VISIT (MSRA45, MSRB47, MSRC47, MSRD48, MSRE57, MSRF58)		
53	MSR45Y	Char	4			Year of DATE OF VISIT (MSRA45, MSRB47, MSRC47, MSRD48, MSRE57, MSRF58)		
56	MSRC48	Char	1	$1.		METHOD OF DATA COLLECTION (MSRC48, MSRD49, MSRE58, MSRF59)	C=Computer P=Paper	Added 2/22/05
68	BLIND_STAFF_ID	Char	3			EXAMINERS INITIALS (MSRA46, MSRB48, MSRC49, MSRD50, MSRE59, MSRF60)		

Obs	BLINDID	VERS	MSR1	MSR2	MSR3	MSR4	MSR5	MSR6	MSR7	MSR8	MSR9	MSR10	MSR11	MSR12	MSR13	MSR14	MSR15	MSR16	MSR17
1	0001	B	P	N	N	P	N	P	P	N	N	N	N	N	N	N	N	N	N
2	0001	B	P	N	N	P	N	P	P	N	N	N	N	N	N	N	N	N	N
3	0001	C	P	N	N	P	N	P	P	N	N	N	N	N	N	N	N	P	N
4	0001	C	P	N	N	P	N	P	P	N	N	N	N	N	N	N	N	P	N
5	0001	C	P	N	N	P	N	P	P	N	N	N	N	N	N	N	N	P	N
6	0001	D	P	N	N	P	N	P	P	N	N	N	N	N	N	N	N	N	N
7	0002	A	N	P	N	N	N	P	N	N	N	N	N	N	N	N	N	N	N
8	0002	B	N	P	N	N	N	P	N	N	N	N	N	N	N	N	N	N	N
9	0002	B	N	V	N	N	N	V	N	N	N	N	N	N	N	N	N	N	N
10	0002	C	N	P	N	N	N	P	N	N	N	N	N	N	N	N	N	N	N

Obs	MSR18	MSR19	MSR20	MSR21	MSR22	MSR23	MSR24	MSR25	MSR26	MSR27	MSR28	MSR29	MSR30	MSR31	MSR32	MSR33	MSR34	MSR35
1	N	N	N	N	N	N	N	N	N	N	N	N	N	P	N	N	N	N
2	N	N	N	N	N	N	N	N	N	N	N	N	N	P	N	N	N	N
3	N	N	N	N	N	N	N	N	N	N	N	N	N	N	N	N	N	P

Obs	MSR18	MSR19	MSR20	MSR21	MSR22	MSR23	MSR24	MSR25	MSR26	MSR27	MSR28	MSR29	MSR30	MSR31	MSR32	MSR33	MSR34	MSR35
4	N	N	N	N	N	N	N	N	N	N	N	N	N	P	N	N	N	P
5	N	N	N	N	N	N	N	N	N	N	N	N	N	P	N	N	N	P
6	N	N	N	N	N	N	N	N	N	N	N	N	N	N	N	N	N	P
7	N	N	N	N	N	N	N	N	N	N	N	N	N	N	N	N	N	N
8	N	N	N	N	N	N	N	N	N	N	N	N	N	N	N	N	N	N
9	N	N	N	N	N	N	N	N	N	N	N	N	N	N	N	N	N	N
10	N	N	N	N	N	N	N	N	N	N	N	N	N	N	N	N	N	N

Obs	MSR36	MSR37	MSR38	MSR39	MSR40	MSR41	MSR42	MSR43	MSR44a	MSR44b	VISIT	FSEQNO	MSR45	MSR45M	MSR45D	MSR45Y	MSRB14
1	N	N	N	N	N	N	N	N	N		1	0	07/24/2003	07	24	2003	N
2	N	N	N	N	N	N	N	N	N		3	0	07/15/2004	07	15	2004	N
3	N	N	N	N	N	N	N	N	Y	B	5	0	07/19/2005	07	19	2005	N
4	N	N	N	N	N	N	N	N	Y	B	7	0	08/31/2006	08	31	2006	N
5	N	N	N	N	N	N	N	N	Y	A	9	0	09/06/2007	09	06	2007	N
6	N	N	N	N	N	N	N	N	N		11	0	03/20/2008	03	20	2008	N
7	N	N	N	N	N	N	N	N	N		1	0	09/27/2002	09	27	2002	
8	N	N	N	N	N	N	N	N	N		3	0	08/18/2003	08	18	2003	N
9	N	N	N	N	N	N	N	N	N		5	0	08/05/2004	08	05	2004	N
10	N	N	N	N	N	N	N	N	N		7	0	05/09/2005	05	09	2005	N

Obs	MSRB15	MSRC48	MSRD46	MSRE47	MSRE48	MSRE49	MSRE50	MSRE51	MSRE52	MSRE53	MSRE54	MSRE55	MSRF54	BLIND_STAFF_ID
1	N													354
2	N													138
3	N	P												138
4	N	P												138
5	N	P												336
6	N	P	N											624

Obs	*MSRB15*	*MSRC48*	*MSRD46*	*MSRE47*	*MSRE48*	*MSRE49*	*MSRE50*	*MSRE51*	*MSRE52*	*MSRE53*	*MSRE54*	*MSRE55*	*MSRF54*	*BLIND_STAFF_ID*
7														322
8	N													322
9	N													322
10	N	P												322

Form Version

VERS	Frequency	Percent
A	572	3.49
B	3614	22.08
C	8236	50.32
D	1738	10.62
E	1081	6.60
F	1127	6.89

CYCLOSPORINE A (MSRA1, MSRB1, MSRC1, MSRD1, MSRE1, MSRF1)

MSR1	Frequency	Percent
B	727	4.44
N	8340	50.95
P	6031	36.85
V	1245	7.61
Missing	25	0.15

TACROLIMUS (MSRA2, MSRB2, MSRC2, MSRD2, MSRE2, MSRF2)

MSR2	Frequency	Percent
B	433	2.65
N	10338	63.16
P	4480	27.37
V	1059	6.47
Missing	58	0.35

SIROLIMUS (MSRA3, MSRB3, MSRC3, MSRD3, MSRE3, MSRF3)

MSR3	Frequency	Percent
B	258	1.58
N	14941	91.28
P	904	5.52
V	206	1.26
Missing	59	0.36

MYCOPHENOLATE MOFETIL (MSRA4, MSRB4, MSRC4, MSRD4, MSRE4, MSRF4)

MSR4	Frequency	Percent
B	881	5.38
N	5546	33.88
P	8517	52.03
V	1407	8.60
Missing	17	0.10

AZATHIOPRINE (MSRA5, MSRB5, MSRC5, MSRD5, MSRE5, MSRF5)

MSR5	Frequency	Percent
B	176	1.08
N	13596	83.06
P	1659	10.14
V	879	5.37
Missing	58	0.35

PREDNISONE (MSRA6, MSRB6, MSRC6, MSRD6, MSRE6, MSRF6)

MSR6	Frequency	Percent
B	1132	6.92
N	1732	10.58
P	11014	67.29
V	2477	15.13
Missing	13	0.08

HMG COA REDUCTASE INHIBITORS (MSRA7, MSRB7, MSRC7, MSRD7, MSRE7, MSRF7)

MSR7	Frequency	Percent
B	796	4.86
N	6949	42.45
P	7413	45.29
V	1174	7.17
Missing	36	0.22

BILE ACID SEQUESTRANTS (MSRA8, MSRB8, MSRC8, MSRD8, MSRE8, MSRF8)

MSR8	Frequency	Percent
B	11	0.07
N	16204	99.00
P	62	0.38
V	11	0.07
Missing	80	0.49

NIACIN (NICOTINIC ACID) (MSRA9, MSRB9, MSRC9, MSRD9, MSRE9, MSRF9)

MSR9	Frequency	Percent
B	4	0.02
N	16204	99.00
P	73	0.45
V	4	0.02
Missing	83	0.51

GEMFIBROZIL (MSRA10, MSRB10, MSRC10, MSRD10, MSRE10, MSRF10)

MSR10	Frequency	Percent
B	32	0.20
N	15861	96.90
P	374	2.28
V	20	0.12
Missing	81	0.49

FENOFIBRATE (MSRA11, MSRB11, MSRC11, MSRD11, MSRE11, MSRF11)

MSR11	Frequency	Percent
B	10	0.06
N	16093	98.32
P	161	0.98
V	21	0.13
Missing	83	0.51

BEZAFIBRATE (MSRA12, MSRB12, MSRC12, MSRD12, MSRE12, MSRF12)

MSR12	Frequency	Percent
B	1	0.01
N	16262	99.35
P	9	0.05
V	12	0.07
Missing	84	0.51

CLOFIBRATE (MSRA13, MSRB13, MSRC13, MSRD13, MSRE13, MSRF13)

MSR13	Frequency	Percent
N	16266	99.38
P	13	0.08
V	4	0.02
Missing	85	0.52

PROBUCOL (MSRB14, MSRC14, MSRD14, MSRE14, MSRF14)

MSRB14	Frequency	Percent
B	2	0.01
N	15703	95.94
P	7	0.04
V	2	0.01
Missing	654	4.00

EZETIMIBE (MSRB15, MSRC15, MSRD15, MSRE15, MSRF15)

MSRB15	Frequency	Percent
B	48	0.29
N	14639	89.44
P	977	5.97
V	58	0.35
Missing	646	3.95

ACE INHIBITORS (MSRA14, MSRB16, MSRC16, MSRD16, MSRE16, MSRF16)

MSR14	Frequency	Percent
B	464	2.83
N	10418	63.65
P	4384	26.78
V	1056	6.45
Missing	46	0.28

ANGIOTENSIN RECEPTOR BLOCKERS (MSRA15, MSRB17, MSRC17, MSRD17, MSRE17, MSRF17)

MSR15	Frequency	Percent
B	127	0.78
N	13632	83.28
P	2206	13.48
V	334	2.04
Missing	69	0.42

BETA BLOCKERS (MSRA16, MSRB18, MSRC18, MSRD18, MSRE18, MSRF18)

MSR16	Frequency	Percent
B	817	4.99
N	6602	40.33
P	7443	45.47
V	1472	8.99
Missing	34	0.21

DIHYDROPYRIDINE CA CHANNEL BLOCKERS (MSRA17, MSRB19,, MSRC19, MSRD19, MSRE19, MSRF19)

MSR17	Frequency	Percent
B	551	3.37
N	10510	64.21
P	4550	27.80
V	694	4.24
Missing	63	0.38

NON-DIHYDROPYRIDINE CA CHANNEL BLOCKERS (MSRA18, MSRB20, MSRC20, MSRD20, MSRE20, MSRF20)

MSR18	Frequency	Percent
B	53	0.32
N	15393	94.04
P	762	4.66
V	84	0.51
Missing	76	0.46

LOOP DIURETICS (MSRA19, MSRB21, MSRC21, MSRD21, MSRE21, MSRF21)

MSR19	Frequency	Percent
B	530	3.24
N	11053	67.53
P	4125	25.20
V	602	3.68
Missing	58	0.35

OTHER DIURETICS (MSRA20, MSRB22, MSRC22, MSRD22, MSRE22, MSRF22)

MSR20	Frequency	Percent
B	123	0.75
N	14595	89.17
P	1275	7.79
V	296	1.81
Missing	79	0.48

INSULIN PREPARATIONS (MSRA21, MSRB23, MSRC23, MSRD23, MSRE23, MSRF23)

MSR21	Frequency	Percent
B	304	1.86
N	12590	76.92
P	2936	17.94
V	466	2.85
Missing	72	0.44

SULFONYLUREAS (MSRA22, MSRB24, MSRC24, MSRD24, MSRE24, MSRF24)

MSR22	Frequency	Percent
B	102	0.62
N	15028	91.81
P	1031	6.30
V	126	0.77
Missing	81	0.49

ROSIGLITAZONE (MSRA23, MSRB25, MSRC25, MSRD25, MSRE25, MSRF25)

MSR23	Frequency	Percent
B	31	0.19
N	16012	97.83
P	227	1.39
V	9	0.05
Missing	89	0.54

PIOGLITAZONE (MSRA24, MSRB26, MSRC26, MSRD26, MSRE26, MSRF26)

MSR24	Frequency	Percent
B	24	0.15
N	15985	97.66
P	251	1.53
V	23	0.14
Missing	85	0.52

TROGLITAZONE (MSRA25,, MSRB27, MSRC27, MSRD27, MSRE27, MSRF27)

MSR25	Frequency	Percent
B	1	0.01
N	16277	99.44
P	1	0.01
Missing	89	0.54

METFORMIN (MSRA26, MSRB28, MSRC28, MSRD28, MSRE28, MSRF28)

MSR26	Frequency	Percent
B	18	0.11
N	15912	97.21
P	188	1.15
V	162	0.99
Missing	88	0.54

REPAGLINIDE (MSRA27, MSRB29, MSRC29, MSRD29, MSRE29, MSRF29)

MSR27	Frequency	Percent
B	4	0.02
N	16234	99.18
P	36	0.22
V	6	0.04
Missing	88	0.54

NETAGLINIDE (MSRA28, MSRB30, MSRC30, MSRD30, MSRE30, MSRF30)

MSR28	Frequency	Percent
B	3	0.02
N	16248	99.27
P	26	0.16
V	3	0.02
Missing	88	0.54

ACARBOSE (MSRA29,, MSRB31, MSRC31, MSRD31, MSRE31, MSRF31)

MSR29	Frequency	Percent
B	3	0.02
N	16259	99.33
P	16	0.10
V	1	0.01
Missing	89	0.54

MIGLITOL (MSRA30, MSRB32, MSRC32, MSRD32, MSRE32, MSRF32)

MSR30	Frequency	Percent
B	1	0.01
N	16269	99.40
P	9	0.05
V	1	0.01
Missing	88	0.54

ASPIRIN (MSRA31, MSRB33, MSRC33, MSRD33, MSRE33, MSRF33)

MSR31	Frequency	Percent
B	808	4.94
N	8875	54.22
P	5605	34.24
V	1035	6.32
Missing	45	0.27

CLOPIDOGREL (MSRA32, MSRB34, MSRC34, MSRD34, MSRE34, MSRF34)

MSR32	Frequency	Percent
B	48	0.29
N	15616	95.41
P	579	3.54
V	50	0.31
Missing	75	0.46

TICLOPIDINE (MSRA33, MSRB35, MSRC35, MSRD35, MSRE35, MSRF35)

MSR33	Frequency	Percent
B	4	0.02
N	16265	99.37
P	14	0.09
V	5	0.03
Missing	80	0.49

OTHER ANTIPLATELET AGENTS (MSRA34, MSRB36, MSRC36, MSRD36, MSRE36, MSRF36)

MSR34	Frequency	Percent
B	19	0.12
N	16185	98.88
P	67	0.41
V	17	0.10
Missing	80	0.49

WARFARIN ANTICOAGULANTS (MSRA35, MSRB37, MSRC37, MSRD37, MSRE37, MSRF37)

MSR35	Frequency	Percent
B	59	0.36
N	15347	93.76
P	818	5.00
V	66	0.40
Missing	78	0.48

STANDARD HEPARIN ANTICOAGULANTS (MSRA36, MSRB38, MSRC38, MSRD38, MSRE38, MSRF38)

MSR36	Frequency	Percent
B	4	0.02
N	16254	99.30
P	22	0.13
V	8	0.05
Missing	80	0.49

LOW MOLEC. WT. HEPARIN ANTICOAGULANTS (MSRA37, MSRB39, MSRC39, MSRD39, MSRE39, MSRF39)

MSR37	Frequency	Percent
B	6	0.04
N	16247	99.26
P	30	0.18
V	5	0.03
Missing	80	0.49

ESTROGEN REPLACEMENT PREPS (MSRA38, MSRB40, MSRC40, MSRD40, MSRE40, MSRF40)

MSR38	Frequency	Percent
B	57	0.35
N	15788	96.46
P	400	2.44
V	44	0.27
Missing	79	0.48

RALOXIFENE (MSRA39, MSRB41, MSRC41, MSRD41, MSRE41, MSRF41)

MSR39	Frequency	Percent
B	8	0.05
N	16218	99.08
P	55	0.34
V	9	0.05
Missing	78	0.48

TAMOXIFEN (MSRA40, MSRB42, MSRC42, MSRD42, MSRE42, MSRF42)

MSR40	Frequency	Percent
B	5	0.03
N	16258	99.33
P	20	0.12
V	4	0.02
Missing	81	0.49

CONTRACEPTIVES (MSRA41, MSRB43,, MSRC43, MSRD43, MSRE43, MSRF43)

MSR41	Frequency	Percent
B	14	0.09
N	16170	98.79
P	84	0.51
V	21	0.13
Missing	79	0.48

L-DOPA PREPARATIONS (MSRA42, MSRB44, MSRC44, MSRD44, MSRE44, MSRF44)

MSR42	Frequency	Percent
B	4	0.02
N	16244	99.24
P	35	0.21
V	5	0.03
Missing	80	0.49

METHOTREXATE (MSRA43, MSRB45, MSRC45,, MSRD45, MSRE45, MSRF45)

MSR43	Frequency	Percent
B	2	0.01
N	16271	99.41
P	9	0.05
V	5	0.03
Missing	81	0.49

Dipeptidyl Peptidase-4 (DPP-4) Inhibitors (MSRD46, MSRE46, MSRF46)

MSRD46	Frequency	Percent
B	5	0.03
N	3918	23.94
P	15	0.09
V	2	0.01
Missing	12428	75.93

Doxazosin (MSRE47, MSRF47)

MSRE47	Frequency	Percent
B	2	0.01
N	2143	13.09
P	55	0.34
V	5	0.03
Missing	14163	86.53

Hydralazine (MSRE48, MSRF48)

MSRE48	Frequency	Percent
B	2	0.01
N	2160	13.20
P	37	0.23
V	5	0.03
Missing	14164	86.53

Minoxidil (MSRE49, MSRF49)

MSRE49	Frequency	Percent
B	6	0.04
N	2159	13.19
P	35	0.21
V	4	0.02
Missing	14164	86.53

Clonidine (MSRE50, MSRF50)

MSRE50	Frequency	Percent
B	6	0.04
N	2059	12.58
P	132	0.81
V	7	0.04
Missing	14164	86.53

Methyldopa (MSRE51, MSRF51)

MSRE51	Frequency	Percent
B	1	0.01
N	2188	13.37
P	4	0.02
V	11	0.07
Missing	14164	86.53

Reserpine (MSRE52, MSRF52)		
MSRE52	*Frequency*	*Percent*
B	1	0.01
N	2202	13.45
P	1	0.01
Missing	14164	86.53

Prazosin (MSRE53, MSRF53)		
MSRE53	*Frequency*	*Percent*
B	1	0.01
N	2200	13.44
P	3	0.02
Missing	14164	86.53

Tenex (MSRF54)		
MSRF54	*Frequency*	*Percent*
B	1	0.01
N	1120	6.84
P	2	0.01
Missing	15245	93.14

Omega-3 (MSRE54, MSRF55)		
MSRE54	*Frequency*	*Percent*
B	1	0.01
N	2148	13.12
P	49	0.30
V	6	0.04
Missing	14164	86.53

Letrozole (MSRE55, MSRF56)		
MSRE55	*Frequency*	*Percent*
B	2	0.01
N	2202	13.45
Missing	14164	86.53

HYPERTENSION TXT WITH ANTI-HYP. MEDS (MSRA44A, MSRB46A, MSRC46A, MSRD47A, MSRE56A, MSRF57A)		
MSR44a	*Frequency*	*Percent*
N	1944	11.88
Y	14381	87.86
Missing	43	0.26

HYPERTENSION TXT, BASED ON (MSRA44B, MSRB46B, MSRC46B, MSRD47B, MSRE56B, MSRF57B)		
MSR44b	*Frequency*	*Percent*
A	10484	64.05
B	3886	23.74
P	1	0.01
Missing	1997	12.20

Data Set Name	PCFA_NIDDKv1	Observations	4824
Created	September 19, 2013	Variables	15
Last Modified	September 19, 2013		

#	Variable	Type	Length	Format	Skip Details	Label	Coding if Categorical	Version Change
1	BLINDID	Char	4	$4.		Blind ID		
2	VISIT	Num	8	BEST12.		Study Contact Occasion		
3	FSEQNO	Num	8	BEST12.		Form Sequence Number		
4	VERS	Char	1	$1.		Form Version		
5	PCFA3	Num	8	BEST12.		Phosphorus (mg/dL)		
6	PCFA4	Char	20	$20.		Any problem with the Phosphorus analysis		
7	PCFA5	Num	8	BEST12.		Calcium (mg/dL)		
8	PCFA6	Char	20	$20.		Any problem with the Calcium analysis		
9	PCFA7	Num	8	MMDDYY10.		The date the analysis was completed		
10	PCFA8	Num	8	BEST12.		Albumin (g/dL)		
11	PCFA9	Char	20	$20.		Any problem with the Albumin analysis		
12	PCFA10	Num	8	BEST12.		Total Bilirubin (mg/dL)		
13	PCFA11	Char	20	$20.		Any problem with the Total Bilirubin analysis		
14	PCFA12	Num	8	BEST12.		Alkaline Phosphatase (U/L)		
15	PCFA13	Char	20	$20.		Any problem with the Alkaline Phosphatase analysis		

Obs	BLINDID	VISIT	FSEQNO	VERS	PCFA3	PCFA4	PCFA5	PCFA6	PCFA7	PCFA8	PCFA9	PCFA10	PCFA11	PCFA12	PCFA13
1	0001	1	0	A	2.58		9.8		01/28/2010	4.3		0.5		53	
2	0002	1	0	A	3.09		9.4		07/01/2010	4.3		0.9		79	
3	0003	1	0	A	2.79		9.3		02/15/2011	4.3		0.7		59	
4	0003	9	0	A	2.73		9.3		10/16/2012	4.1		1.5		74	
5	0004	1	0	A	4.16		10.1		02/02/2010	4.7		0.4		89	

Obs	*BLINDID*	*VISIT*	*FSEQNO*	*VERS*	*PCFA3*	*PCFA4*	*PCFA5*	*PCFA6*	*PCFA7*	*PCFA8*	*PCFA9*	*PCFA10*	*PCFA11*	*PCFA12*	*PCFA13*
6	0005	9	0	A	3.86		9.8		10/16/2012	4.2		0.3		74	
7	0006	1	0	A	4.3		9.3		06/14/2010	3.9		0.2		118	
8	0007	1	0	A	3.14		11.2		02/09/2010	3.5		0.4		148	
9	0008	1	0	A	2.7		10.5		12/07/2010	4.5		0.5		51	
10	0009	1	0	A	3.23		10.1		12/07/2010	4.5		0.8		38	

Form Version

VERS	Frequency	Percent
A	4824	100.00

Any problem with the Phosphorus analysis

PCFA4	Frequency	Percent
1	1	0.02
CLOTTED	7	0.15
Clotted	3	0.06
HEMOLYZED	1	0.02
LIPEMIC	7	0.15
LI[PEMIC	1	0.02
NO SAMPLE	10	0.21
QNS	16	0.33
Missing	4778	99.05

Any problem with the Calcium analysis

PCFA6	Frequency	Percent
BDL	4	0.08
BDL - RPT	1	0.02
CLOTTED	7	0.15
Clotted	3	0.06
HEMOLYZED	1	0.02
LIPEMIC	7	0.15
LI[PEMIC	1	0.02
NO SAMPLE	10	0.21
QNS	8	0.17
Missing	4782	99.13

Any problem with the Albumin analysis

PCFA9	Frequency	Percent
CLOTTED	1	0.02
Clotted	3	0.06
HEMOLYZED	1	0.02
LIPEMIC	7	0.15
LI[PEMIC	1	0.02
NO SAMPLE	10	0.21
QNS	8	0.17
Missing	4793	99.36

Any problem with the Total Bilirubin analysis

PCFA11	Frequency	Percent
BDL	1	0.02
CLOTTED	3	0.06
Clotted	3	0.06
HEMOLYZED	1	0.02
LIPEMIC	7	0.15
LI[PEMIC	1	0.02
NO SAMPLE	10	0.21
QNS	6	0.12
Missing	4792	99.34

Any problem with the Alkaline Phosphatase analysis

PCFA13	Frequency	Percent
CLOTTED	2	0.04
Clotted	3	0.06
HEMOLYZED	1	0.02
LIPEMIC	7	0.15
LI[PEMIC	1	0.02
NO SAMPLE	10	0.21
QNS	12	0.25
Missing	4788	99.25

Variable	*Label*	*N*	*Mean*	*Median*	*Std Dev*	*Minimum*	*Maximum*
PCFA3	Phosphorus (mg/dL)	4789	3.13	3.09	0.78	0.79	19.89
PCFA5	Calcium (mg/dL)	4791	9.78	9.70	0.84	3.60	18.70
PCFA8	Albumin (g/dL)	4370	4.25	4.30	0.38	1.60	7.20
PCFA10	Total Bilirubin (mg/dL)	4802	0.63	0.60	0.32	0.00	6.10
PCFA12	Alkaline Phosphatase (U/L)	4363	71.91	64.00	35.65	1.00	618.00

PCFA : Phosphorus (mg/dL)

	N	%
Missing Values	35	0.7

Quantiles	
Min	0.8
1%	1.6
5%	2.0
10%	2.3
25% Q1	2.7
50% Med	3.1
75% Q3	3.5
90%	4.0
95%	4.3
99%	5.2
Max	19.9

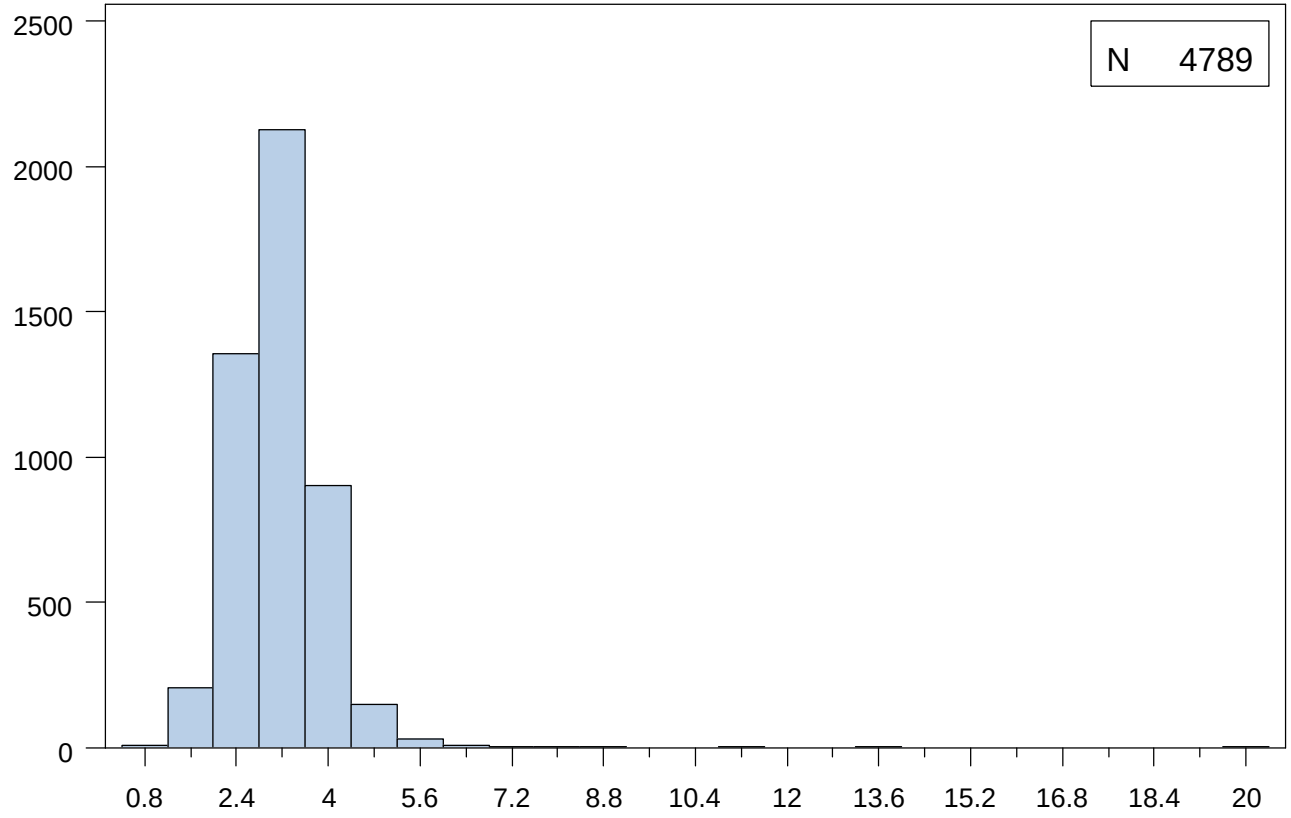

Extremes	
Lowest	N
0.8	1
1.0	1
1.0	1
1.0	1
1.1	1
Highest	N
8.3	1
8.7	1
11.3	1
13.3	1
19.9	1

Mean	3.1	Median	3.1	Mode	2.9
Standard Deviation	0.8	Interquartile Range	0.9	Range	19.1

PCFA : Calcium (mg/dL)

	N	%
Missing Values	33	0.7

Quantiles	
Min	3.6
1%	7.8
5%	8.6
10%	8.9
25% Q1	9.3
50% Med	9.7
75% Q3	10.2
90%	10.7
95%	11.1
99%	12.2
Max	18.7

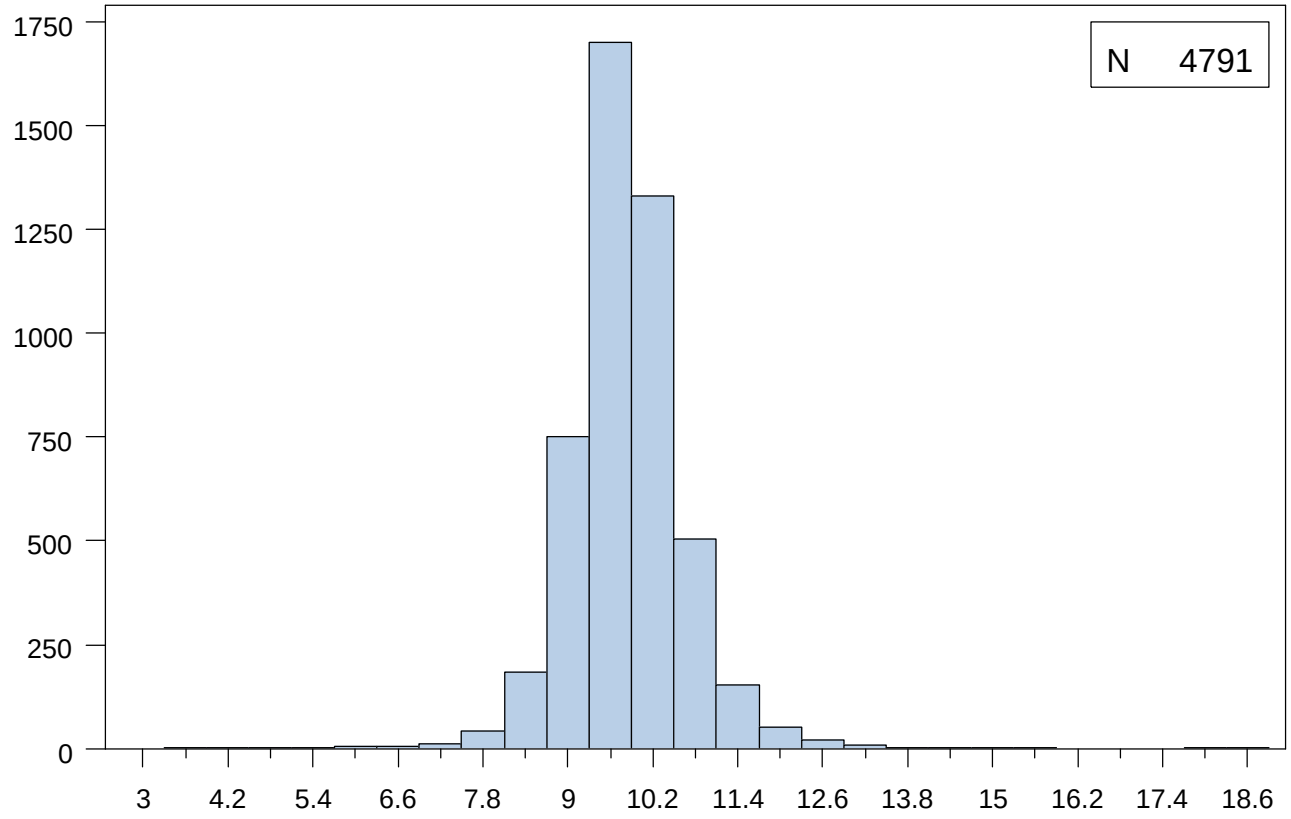

Extremes	
Lowest	N
3.6	1
3.9	1
4.0	1
4.3	1
4.5	1
Highest	N
15.2	1
15.3	1
15.8	1
17.9	1
18.7	1

Mean	9.8	Median	9.7	Mode	9.5
Standard Deviation	0.8	Interquartile Range	0.9	Range	15.1

PCFA : Albumin (g/dL)

	N	%
Missing Values	454	9.4

Quantiles	
Min	1.6
1%	3.2
5%	3.6
10%	3.8
25% Q1	4.0
50% Med	4.3
75% Q3	4.5
90%	4.7
95%	4.8
99%	5.1
Max	7.2

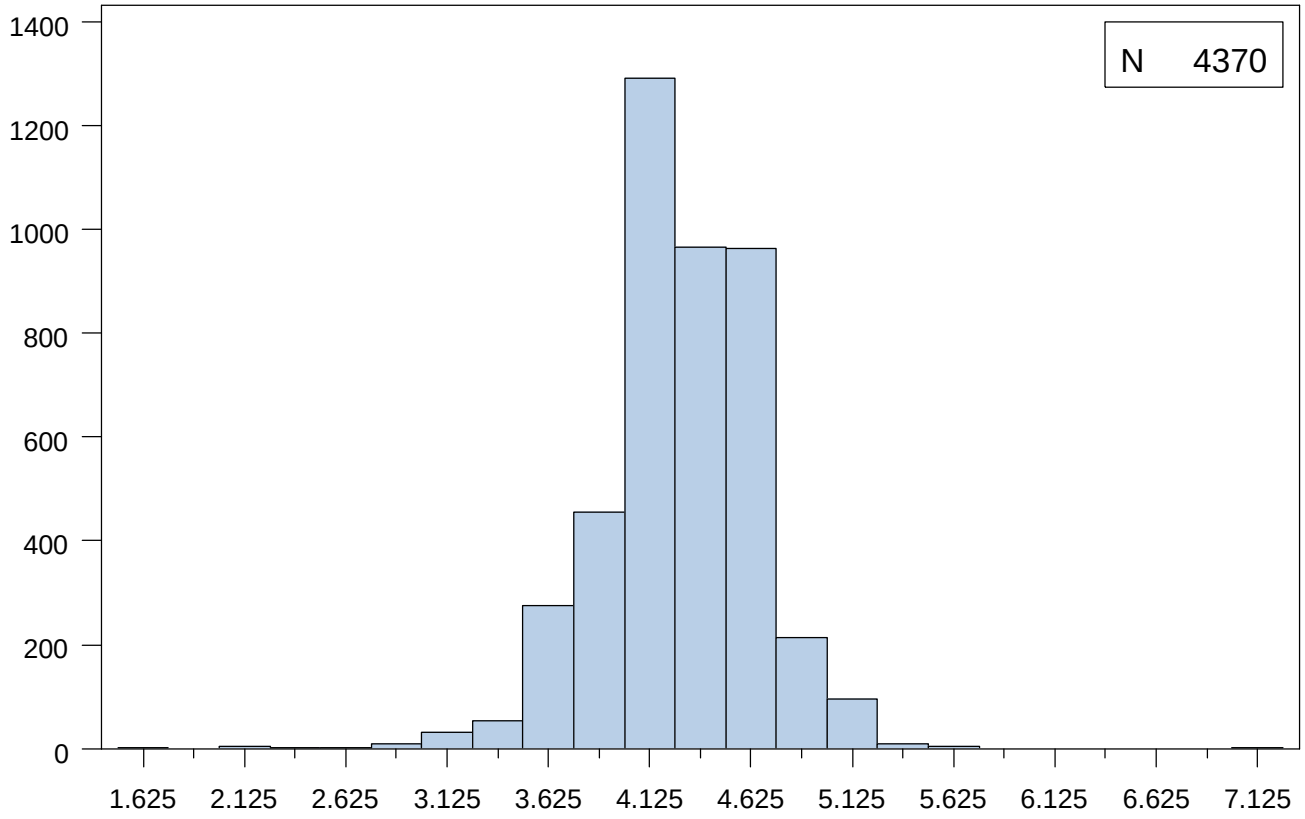

Extremes	
Lowest	N
1.6	1
2.2	3
2.4	1
2.7	2
2.8	3
Highest	N
5.4	2
5.5	1
5.6	1
5.7	1
7.2	1

Mean	4.3	Median	4.3	Mode	4.2
Standard Deviation	0.4	Interquartile Range	0.5	Range	5.6

PCFA : Total Bilirubin (mg/dL)

	N	%
Missing Values	22	0.5

Quantiles	
Min	0.0
1%	0.2
5%	0.3
10%	0.3
25% Q1	0.4
50% Med	0.6
75% Q3	0.7
90%	1.0
95%	1.1
99%	1.7
Max	6.1

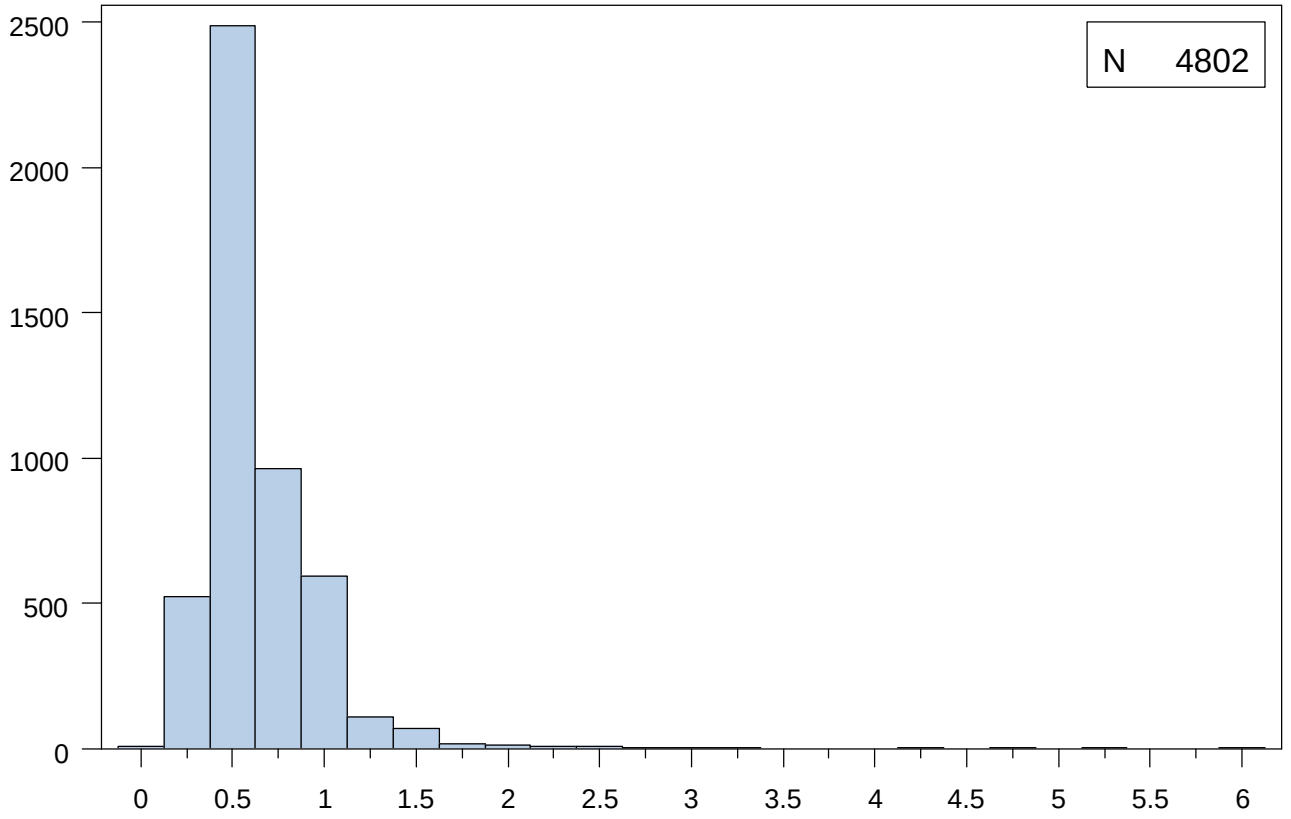

Extremes	
Lowest	N
0.0	2
0.1	3
0.2	82
0.3	439
0.4	879
Highest	N
3.2	1
4.3	1
4.8	1
5.2	1
6.1	1

Mean	0.6	Median	0.6	Mode	0.4
Standard Deviation	0.3	Interquartile Range	0.3	Range	6.1

PCFA : Alkaline Phosphatase (U/L)

	N	%
Missing Values	461	9.6

Quantiles	
Min	1.0
1%	27.0
5%	36.0
10%	40.0
25% Q1	50.0
50% Med	64.0
75% Q3	84.0
90%	111.0
95%	136.0
99%	201.0
Max	618.0

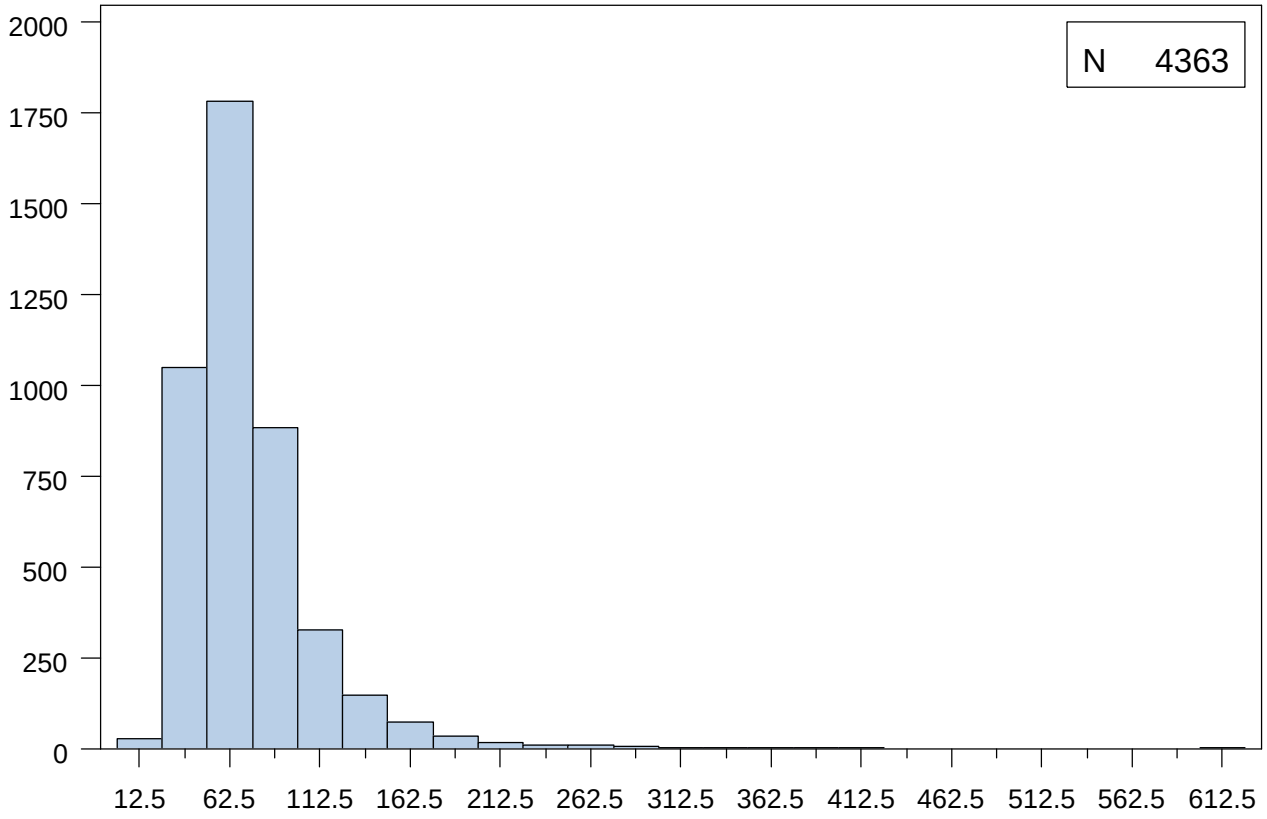

Extremes	
Lowest	N
1.0	2
2.0	1
4.0	1
5.9	1
7.0	1
Highest	N
342.0	1
365.0	1
376.0	1
410.0	1
618.0	1

Mean	71.9	Median	64.0	Mode	60.0
Standard Deviation	35.6	Interquartile Range	34.0	Range	617.0

Data Set Name	PHC_NIDDKv1	Observations	16204
Created	February 6, 2013	Variables	33
Last Modified	February 6, 2013		

#	Variable	Type	Length	Format	Skip Details	Label	Coding if Categorical	Version Change
1	BLINDID	Char	4	$4.		Blind ID		
2	VERS	Char	1	$1.		Form Version		
10	VISIT	Num	8			Study Contact Occasion		
11	FSEQNO	Num	8			Form Sequence Number		
12	PHC1	Num	8	MMDDYY10.		DATE OF BLOOD DRAW (PHCA1,PHCB1)		
18	PHC1D	Char	2			Day of DATE OF BLOOD DRAW (PHCA1,PHCB1)		
15	PHC1M	Char	2			Month of DATE OF BLOOD DRAW (PHCA1,PHCB1)		
21	PHC1Y	Char	4			Year of DATE OF BLOOD DRAW (PHCA1,PHCB1)		
24	PHC2A	Num	8	TIME5.		TIME OF BLOOD DRAW HH:MM (PHCA2A,PHCB2A)		
26	PHC2AH	Char	2			TIME OF BLOOD DRAW - HOURS		
28	PHC2AM	Char	2			TIME OF BLOOD DRAW - MINUTES		
30	PHC2A_2401	Num	8	TIME5.		TIME OF BLOOD DRAW - 24 HOUR CLOCK		
3	PHC2B	Char	1	$1.		TIME OF BLOOD DRAW AM/PM (PHCA2B,PHCB2B)	A=AM P=PM	
13	PHC3A	Num	8	MMDDYY10.		DATE OF LAST INGESTION OF FOOD (PHCA3A,PHCB3A)		
19	PHC3AD	Char	2			Day of DATE OF LAST INGESTION OF FOOD (PHCA3A,PHCB3A)		
16	PHC3AM	Char	2			Month of DATE OF LAST INGESTION OF FOOD (PHCA3A,PHCB3A)		
22	PHC3AY	Char	4			Year of DATE OF LAST INGESTION OF FOOD (PHCA3A,PHCB3A)		

#	Variable	Type	Length	Format	Skip Details	Label	Coding if Categorical	Version Change
25	PHC3B	Num	8	TIME5.		TIME OF LAST INGESTION HH:MM (PHCA3B,PHCB3B)		
27	PHC3BH	Char	2			TIME OF LAST INGESTION - HOURS		
29	PHC3BM	Char	2			TIME OF LAST INGESTION - MINUTES		
31	PHC3B_2401	Num	8	TIME5.		TIME OF LAST INGESTION - 24 HOUR CLOCK		
4	PHC3C	Char	1	$1.		TIME OF LAST INGESTION AM/PM (PHCA3C,PHCB3C)	A=AM P=PM	
5	PHC4A	Char	1	$1.		LAVENDER TOP TUBE #1 10ML COLLECTED (PHCA4A,PHCB4A)	Y=Yes N=No	
6	PHC4B	Char	1	$1.		LAVENDER TOP TUBE #2 10ML COLLECTED (PHCA4B,PHCB4B)	Y=Yes N=No	
7	PHC4C	Char	1	$1.		MARBLE TOP TUBE 10ML COLLECTED (PHCA4C,PHCB4C)	Y=Yes N=No	
8	PHC4D	Char	1	$1.		LIGHT BLUE TOP TUBE 4ML COLLECTED (PHCA4D,PHCB4D)	Y=Yes N=No	
9	PHC4E	Char	1	$1.		URINE VOID COLLECTED (PHCA4E,PHCB4E)	Y=Yes N=No	
14	PHC5	Num	8	MMDDYY10.		DATE OF VISIT (PHCA5,PHCB5)		
20	PHC5D	Char	2			Day of DATE OF VISIT (PHCA5,PHCB5)		
17	PHC5M	Char	2			Month of DATE OF VISIT (PHCA5,PHCB5)		
23	PHC5Y	Char	4			Year of DATE OF VISIT (PHCA5,PHCB5)		
32	PHCB6	Char	1	$1.		METHOD OF DATA COLLECTION (PHCB6)	C=Computer P=Paper	Added 3/9/05
33	BLIND_STAFF_ID	Char	3			PHLEBOTOMISTS INITIALS (PHCA6,PHCB7)		

Obs	BLINDID	VERS	PHC2B	PHC3C	PHC4A	PHC4B	PHC4C	PHC4D	PHC4E	VISIT	FSEQNO	PHC1	PHC3A	PHC5
1	0001	A	A	A	Y	Y	Y	Y	Y	1	0	07/24/2003	07/24/2003	07/24/2003
2	0001	A	A	P	Y	Y	Y	Y	Y	3	0	07/15/2004	07/14/2004	07/15/2004
3	0001	B	A	P	Y	Y	Y	Y	Y	5	0	07/19/2005	07/18/2005	07/19/2005

Obs	*BLINDID*	*VERS*	*PHC2B*	*PHC3C*	*PHC4A*	*PHC4B*	*PHC4C*	*PHC4D*	*PHC4E*	*VISIT*	*FSEQNO*	*PHC1*	*PHC3A*	*PHC5*
4	0001	B	A	P	Y	Y	Y	Y	Y	7	0	08/31/2006	08/30/2006	08/31/2006
5	0001	B	A	P	Y	Y	Y	Y	Y	9	0	09/06/2007	09/05/2007	09/06/2007
6	0001	B	A	P	Y	Y	Y	Y	Y	11	0	03/20/2008	03/19/2008	03/20/2008
7	0002	A	A	P	Y	Y	Y	Y	Y	1	0	09/27/2002	09/26/2002	09/27/2002
8	0002	A	A	P	Y	Y	Y	Y	Y	3	0	08/18/2003	08/17/2003	08/18/2003
9	0002	A	A	P	Y	Y	Y	Y	Y	5	0	08/05/2004	08/04/2004	08/05/2004
10	0002	B	A	A	Y	Y	Y	Y	Y	7	0	05/09/2005	05/09/2005	05/09/2005

Obs	*PHC1M*	*PHC3AM*	*PHC5M*	*PHC1D*	*PHC3AD*	*PHC5D*	*PHC1Y*	*PHC3AY*	*PHC5Y*	*PHC2A*	*PHC3B*	*PHC2AH*	*PHC3BH*	*PHC2AM*
1	07	07	07	24	24	24	2003	2003	2003	9:05	6:00	09	06	05
2	07	07	07	15	14	15	2004	2004	2004	8:40	6:00	08	06	40
3	07	07	07	19	18	19	2005	2005	2005	7:59	6:00	07	06	59
4	08	08	08	31	30	31	2006	2006	2006	7:21	7:00	07	07	21
5	09	09	09	06	05	06	2007	2007	2007	7:22	6:00	07	06	22
6	03	03	03	20	19	20	2008	2008	2008	7:24	7:00	07	07	24
7	09	09	09	27	26	27	2002	2002	2002	9:25	9:00	09	09	25
8	08	08	08	18	17	18	2003	2003	2003	9:17	9:00	09	09	17
9	08	08	08	05	04	05	2004	2004	2004	9:30	7:00	09	07	30
10	05	05	05	09	09	09	2005	2005	2005	9:20	7:30	09	07	20

Obs	*PHC3BM*	*PHC2A_2401*	*PHC3B_2401*	*PHCB6*	*BLIND_STAFF_ID*
1	00	9:05	6:00		354
2	00	8:40	18:00		138
3	00	7:59	18:00	P	138
4	00	7:21	19:00	P	138
5	00	7:22	18:00	P	336
6	00	7:24	19:00	P	782

Obs	*PHC3BM*	*PHC2A_2401*	*PHC3B_2401*	*PHCB6*	*BLIND_STAFF_ID*
7	00	9:25	21:00		322
8	00	9:17	21:00		322
9	00	9:30	19:00		322
10	30	9:20	7:30	P	322

Form Version

VERS	Frequency	Percent
A	4178	25.78
B	12026	74.22

LAVENDER TOP TUBE #1 10ML COLLECTED (PHCA4A,PHCB4A)

PHC4A	Frequency	Percent
N	262	1.62
Y	15889	98.06
Missing	53	0.33

LAVENDER TOP TUBE #2 10ML COLLECTED (PHCA4B,PHCB4B)

PHC4B	Frequency	Percent
N	386	2.38
Y	15767	97.30
Missing	51	0.31

MARBLE TOP TUBE 10ML COLLECTED (PHCA4C,PHCB4C)

PHC4C	Frequency	Percent
N	288	1.78
Y	15865	97.91
Missing	51	0.31

LIGHT BLUE TOP TUBE 4ML COLLECTED (PHCA4D,PHCB4D)

PHC4D	Frequency	Percent
N	511	3.15
Y	15642	96.53
Missing	51	0.31

URINE VOID COLLECTED (PHCA4E,PHCB4E)

PHC4E	Frequency	Percent
N	1479	9.13
Y	14661	90.48
Missing	64	0.39

Data Set Name	PHP_NIDDKv1	Observations	16172
Created	February 6, 2013	Variables	136
Last Modified	February 6, 2013		

#	Variable	Type	Length	Format	Skip Details	Label	Coding if Categorical	Version Change
1	BLINDID	Char	4	$4.		Blind ID		
2	VERS	Char	1	$1.		Form Version		
41	VISIT	Num	8			Study Contact Occasion		
42	FSEQNO	Num	8			Form Sequence Number		
68	PHP1A	Num	8	TIME5.		TIME OF CENTRIFUGATION HH:MM (PHPA1A)		
70	PHP1AH	Char	2			TIME OF CENTRIFUGATION- HOURS		
72	PHP1AM	Char	2			TIME OF CENTRIFUGATION - MINUTES		
74	PHP1A_2401	Num	8	TIME5.		24 HOUR CLOCK		
3	PHP1B	Char	1	$1.		TIME OF CENTRIFUGATION AM/PM (PHPA1B)	A=AM P=PM	
69	PHP2A	Num	8	TIME5.		TIME ALIQUOTS PUT IN FREEZER HH:MM (PHPA2A)		
71	PHP2AH	Char	2			TIME ALIQUOTS PUT IN FREEZER - HOURS		
73	PHP2AM	Char	2			TIME ALIQUOTS PUT IN FREEZER - MINUTES		
75	PHP2A_2401	Num	8	TIME5.		TIME ALIQUOTS PUT IN FREEZER - 24 HOUR CLOCK		
4	PHP2B	Char	1	$1.		TIME ALIQUOTS PUT IN FREEZER AM/PM (PHPA2B)	A=AM P=PM	
64	PHP3	Num	8	MMDDYY10.		DATE OF PROCESSING (PHPA3)		
66	PHP3D	Char	2			Day of DATE OF PROCESSING (PHPA3)		
65	PHP3M	Char	2			Month of DATE OF PROCESSING (PHPA3)		
67	PHP3Y	Char	4			Year of DATE OF PROCESSING (PHPA3)		

#	Variable	Type	Length	Format	Skip Details	Label	Coding if Categorical	Version Change
134	PHPC4	Char	1	$1.		METHOD OF DATA COLLECTION (PHPC4)	C=Computer P=Paper	Added 2/18/05
5	PHP5A	Char	1	$1.	Skip Q 6b,6c if N	LT1 (THCY) COLLECTED (PHPA5A)	Y=Yes N=No	
6	PHP5B	Char	1	$1.		LT1 (THCY) HEMOLYZED (PHPA5B)	Y=Yes N=No	
43	PHP5C	Num	8			LT1 (THCY) STORAGE BOX NUMBER (PHPA5C)		
7	PHP6A	Char	1	$1.	Skip Q 7b,7c if N	LT2 (B12/FOLATE) COLLECTED (PHPA6A)	Y=Yes N=No	
8	PHP6B	Char	1	$1.		LT2 (B12/FOLATE) HEMOLYZED (PHPA6B)	Y=Yes N=No	
44	PHP6C	Num	8			LT2 (B12/FOLATE) STORAGE BOX NUMBER (PHPA6C)		
9	PHP7A	Char	1	$1.	Skip Q 8b,8c if N	LT3 (PLP) COLLECTED (PHPA7A)	Y=Yes N=No	
10	PHP7B	Char	1	$1.		LT3 (PLP) HEMOLYZED (PHPA7B)	Y=Yes N=No	
45	PHP7C	Num	8			LT3 (PLP) STORAGE BOX NUMBER (PHPA7C)		
11	PHP8A	Char	1	$1.	Skip Q 9b,9c if N	LT4 (PLASMA ARCHIVE 1) COLLECTED (PHPA8A)	Y=Yes N=No	
12	PHP8B	Char	1	$1.		LT4 (PLASMA ARCHIVE 1) HEMOLYZED (PHPA8B)	Y=Yes N=No	
46	PHP8C	Num	8			LT4 (PLASMA ARCHIVE 1) STORAGE BOX NUMBER (PHPA8C)		
13	PHP9A	Char	1	$1.	Skip Q 10c if N	LT5 (BUFFY COAT) COLLECTED (PHPA9A)	Y=Yes N=No	
47	PHP9C	Num	8			LT5 (BUFFY COAT) ST0RAGE BOX NUMBER (PHPA9C)		
14	PHP10A	Char	1	$1.	Skip Q 11c if N	LT6 (RBC) COLLECTED (PHPA10A)	Y=Yes N=No	

#	Variable	Type	Length	Format	Skip Details	Label	Coding if Categorical	Version Change
48	PHP10C	Num	8			LT6 (RBC) STORAGE BOX NUMBER (PHPA10C)		
15	PHP11A	Char	1	$1.	Skip Q 12c if N	LT7 (RBC) COLLECTED (PHPA11A)	Y=Yes N=No	
49	PHP11C	Num	8			LT7 (RBC) STORAGE BOX NUMBER (PHPA11C)		
16	PHP12A	Char	1	$1.	Skip Q 13b,13c if N	LT8 (CHOL/TRIG) COLLECTED (PHPA12A)	Y=Yes N=No	
17	PHP12B	Char	1	$1.		LT8 (CHOL/TRIG) HEMOLYZED (PHPA12B)	Y=Yes N=No	
50	PHP12C	Num	8			LT8 (CHOL/TRIG) STORAGE BOX NUMBER (PHPA12C)		
18	PHP13A	Char	1	$1.	Skip Q 14b,14c if N	LT9 (HDL) COLLECTED (PHPA13A)	Y=Yes N=No	
19	PHP13B	Char	1	$1.		LT9 (HDL) HEMOLYZED (PHPA13B)	Y=Yes N=No	
51	PHP13C	Num	8			LT9 (HDL) STORAGE BOX NUMBER (PHPA13C)		
20	PHP14A	Char	1	$1.	Skip Q 15b,15c if N	LT10 (LDL) COLLECTED (PHPA14A)	Y=Yes N=No	
21	PHP14B	Char	1	$1.		LT10 (LDL) HEMOLYZED (PHPA14B)	Y=Yes N=No	
52	PHP14C	Num	8			LT10 (LDL) STORAGE BOX NUMBER (PHPA14C)		
22	PHP15A	Char	1	$1.	Skip Q 16b,16c if N	LT11 (PLASMA ARCHIVE 2) COLLECTED (PHPA15A)	Y=Yes N=No	
23	PHP15B	Char	1	$1.		LT11 (PLASMA ARCHIVE 2) HEMOLYZED (PHPA15B)	Y=Yes N=No	
53	PHP15C	Num	8			LT11 (PLASMA ARCHIVE 2) STORAGE BOX NUMBER (PHPA15C)		
24	PHP16A	Char	1	$1.	Skip Q 17b,17c if N	MT1 (CREATININE) COLLECTED (PHPA16A)	Y=Yes N=No	

#	Variable	Type	Length	Format	Skip Details	Label	Coding if Categorical	Version Change
25	PHP16B	Char	1	$1.		MT1 (CREATININE) HEMOLYZED (PHPA16B)	Y=Yes N=No	
54	PHP16C	Num	8			MT1 (CREATININE) STORAGE BOX NUMBER (PHPA16C)		
26	PHP17A	Char	1	$1.	Skip Q 18b,18c if N	MT2 (GLUCOSE) COLLECTED (PHPA17A)	Y=Yes N=No	
27	PHP17B	Char	1	$1.		MT2 (GLUCOSE) HEMOLYZED (PHPA17B)	Y=Yes N=No	
55	PHP17C	Num	8			MT2 (GLUCOSE) STORAGE BOX NUMBER (PHPA17C)		
28	PHP18A	Char	1	$1.	Skip Q 19b,19c if N	MT3 (FRUCTOSAMINE) COLLECTED (PHPA18A)	Y=Yes N=No	
29	PHP18B	Char	1	$1.		MT3 (FRUCTOSAMINE) HEMOLYZED (PHPA18B)	Y=Yes N=No	
56	PHP18C	Num	8			MT3 (FRUCTOSAMINE) STORAGE BOX NUMBER (PHPA18C)		
30	PHP19A	Char	1	$1.	Skip Q 20b,20c if N	MT4 (SERUM ARCHIVE 1) COLLECTED (PHPA19A)	Y=Yes N=No	
31	PHP19B	Char	1	$1.		MT4 (SERUM ARCHIVE 1) HEMOLYZED (PHPA19B)	Y=Yes N=No	
57	PHP19C	Num	8			MT4 (SERUM ARCHIVE 1) STORAGE BOX NUMBER (PHPA19C)		
32	PHP20A	Char	1	$1.	Skip Q 21b,21c if N	MT5 (SERUM ARCHIVE 2) COLLECTED (PHPA20A)	Y=Yes N=No	
33	PHP20B	Char	1	$1.		MT5 (SERUM ARCHIVE 2) HEMOLYZED (PHPA20B)	Y=Yes N=No	
58	PHP20C	Num	8			MT5 (SERUM ARCHIVE 2) STORAGE BOX NUMBER (PHPA20C)		
34	PHP21A	Char	1	$1.	Skip Q 22b,22c if N	BT1 (BT ARCHIVE 1) COLLECTED (PHPA21A)	Y=Yes N=No	
35	PHP21B	Char	1	$1.		BT1 (BT ARCHIVE 1) HEMOLYZED (PHPA21B)	Y=Yes N=No	

#	Variable	Type	Length	Format	Skip Details	Label	Coding if Categorical	Version Change
59	PHP21C	Num	8			BT1 (BT ARCHIVE 1) STORAGE BOX NUMBER (PHPA21C)		
36	PHP22A	Char	1	$1.	Skip Q 23b,23c if N	BT2 (BT ARCHIVE 2) COLLECTED (PHPA22A)	Y=Yes N=No	
37	PHP22B	Char	1	$1.		BT2 (BT ARCHIVE 2) HEMOLYZED (PHPA22B)	Y=Yes N=No	
60	PHP22C	Num	8			BT2 (BT ARCHIVE 2) STORAGE BOX NUMBER (PHPA22C)		
38	PHP23A	Char	1	$1.	Skip Q 24c if N	UR1 (CREATININE) COLLECTED (PHPA23A)	Y=Yes N=No	
61	PHP23C	Num	8			UR1 (CREATININE) STORAGE BOX NUMBER (PHPA23C)		
39	PHP24A	Char	1	$1.	Skip Q 25c if N	UR2 (MICRO ALBUMIN) COLLECTED (PHPA24A)	Y=Yes N=No	
62	PHP24C	Num	8			UR2 (MICRO ALBUMIN) STORAGE BOX NUMBER (PHPA24C)		
40	PHP25A	Char	1	$1.	Skip Q 26c if N	UR3 (ARCHIVE) COLLECTED (PHPA25A)	Y=Yes N=No	
63	PHP25C	Num	8			UR3 (ARCHIVE) STORAGE BOX NUMBER (PHPA25C)		
76	PHPB26	Char	1	$1.	Skip Q 28-49c if N	BRM tube collected and processed (PHPB26)	Y=Yes N=No	Added 6/9/03
77	PHPB28A	Char	1	$1.	Skip Q 29b,29c if N	BRM LT1 (THCY) COLLECTED (PHPB28A)	Y=Yes N=No	Added 6/9/03
78	PHPB28B	Char	1	$1.		BRM LT1 (THCY) HEMOLYZED (PHPB28B)	Y=Yes N=No	Added 6/9/03
110	PHPB28C	Num	8			BRM LT1 (THCY) STORAGE BOX NUMBER (PHPB28C)		Added 6/9/03
79	PHPB29A	Char	1	$1.	Skip Q 30b,30c if N	BRM LT2 (B12/FOLATE) COLLECTED (PHPB29A)	Y=Yes N=No	Added 6/9/03
80	PHPB29B	Char	1	$1.		BRM LT2 (B12/FOLATE) HEMOLYZED (PHPB29B)	Y=Yes N=No	Added 6/9/03

#	Variable	Type	Length	Format	Skip Details	Label	Coding if Categorical	Version Change
111	PHPB29C	Num	8			BRM LT2 (B12/FOLATE) STORAGE BOX NUMBER (PHPB29C)		Added 6/9/03
81	PHPB30A	Char	1	$1.	Skip Q 31b,31c if N	BRM LT3 (PLP) COLLECTED (PHPB30A)	Y=Yes N=No	Added 6/9/03
82	PHPB30B	Char	1	$1.		BRM LT3 (PLP) HEMOLYZED (PHPB30B)	Y=Yes N=No	Added 6/9/03
112	PHPB30C	Num	8			BRM LT3 (PLP) STORAGE BOX NUMBER (PHPB30C)		Added 6/9/03
83	PHPB31A	Char	1	$1.	Skip Q 32b,32c if N	BRM LT4 (PLASMA ARCHIVE 1) COLLECTED (PHPB31A)	Y=Yes N=No	Added 6/9/03
84	PHPB31B	Char	1	$1.		BRM LT4 (PLASMA ARCHIVE 1) HEMOLYZED (PHPB31B)	Y=Yes N=No	Added 6/9/03
113	PHPB31C	Num	8			BRM LT4 (PLASMA ARCHIVE 1) STORAGE BOX NUMBER (PHPB31C)		Added 6/9/03
85	PHPB32A	Char	1	$1.	Skip Q 33c if N	BRM LT5 (BUFFY COAT) COLLECTED (PHPB32A)	Y=Yes N=No	Added 6/9/03
114	PHPB32C	Num	8			BRM LT5 (BUFFY COAT) ST0RAGE BOX NUMBER (PHPB32C)		Added 6/9/03
86	PHPB33A	Char	1	$1.	Skip Q 34c if N	BRM LT6 (RBC) COLLECTED (PHPB33A)	Y=Yes N=No	Added 6/9/03
115	PHPB33C	Num	8			BRM LT6 (RBC) STORAGE BOX NUMBER (PHPB33C)		Added 6/9/03
87	PHPB34A	Char	1	$1.	Skip Q 35c if N	BRM LT7 (RBC) COLLECTED (PHPB34A)	Y=Yes N=No	Added 6/9/03
116	PHPB34C	Num	8			BRM LT7 (RBC) STORAGE BOX NUMBER (PHPB34C)		Added 6/9/03
88	PHPB35A	Char	1	$1.	Skip Q 36b,36c if N	BRM LT8 (CHOL/TRIG) COLLECTED (PHPB35A)	Y=Yes N=No	Added 6/9/03
89	PHPB35B	Char	1	$1.		BRM LT8 (CHOL/TRIG) HEMOLYZED (PHPB35B)	Y=Yes N=No	Added 6/9/03
117	PHPB35C	Num	8			BRM LT8 (CHOL/TRIG) STORAGE BOX NUMBER (PHPB35C)		Added 6/9/03

#	Variable	Type	Length	Format	Skip Details	Label	Coding if Categorical	Version Change
90	PHPB36A	Char	1	$1.	Skip Q 37b,37c if N	BRM LT9 (HDL) COLLECTED (PHPB36A)	Y=Yes N=No	Added 6/9/03
91	PHPB36B	Char	1	$1.		BRM LT9 (HDL) HEMOLYZED (PHPB36B)	Y=Yes N=No	Added 6/9/03
118	PHPB36C	Num	8			BRM LT9 (HDL) STORAGE BOX NUMBER (PHPB36C)		Added 6/9/03
92	PHPB37A	Char	1	$1.	Skip Q 38b,38c if N	BRM LT10 (LDL) COLLECTED (PHPB37A)	Y=Yes N=No	Added 6/9/03
93	PHPB37B	Char	1	$1.		BRM LT10 (LDL) HEMOLYZED (PHPB37B)	Y=Yes N=No	Added 6/9/03
119	PHPB37C	Num	8			BRM LT10 (LDL) STORAGE BOX NUMBER (PHPB37C)		Added 6/9/03
94	PHPB38A	Char	1	$1.	Skip Q 39b,39c if N	BRM LT11 (PLASMA ARCHIVE 2) COLLECTED (PHPB38A)	Y=Yes N=No	Added 6/9/03
95	PHPB38B	Char	1	$1.		BRM LT11 (PLASMA ARCHIVE 2) HEMOLYZED (PHPB38B)	Y=Yes N=No	Added 6/9/03
120	PHPB38C	Num	8			BRM LT11 (PLASMA ARCHIVE 2) STORAGE BOX NUMBER (PHPB38C)		Added 6/9/03
96	PHPB39A	Char	1	$1.	Skip Q 40b,40c if N	BRM MT1 (CREATININE) COLLECTED (PHPB39A)	Y=Yes N=No	Added 6/9/03
97	PHPB39B	Char	1	$1.		BRM MT1 (CREATININE) HEMOLYZED (PHPB39B)	Y=Yes N=No	Added 6/9/03
121	PHPB39C	Num	8			BRM MT1 (CREATININE) STORAGE BOX NUMBER (PHPB39C)		Added 6/9/03
98	PHPB40A	Char	1	$1.	Skip Q 41b,41c if N	BRM MT2 (GLUCOSE) COLLECTED (PHPB40A)	Y=Yes N=No	Added 6/9/03
99	PHPB40B	Char	1	$1.		BRM MT2 (GLUCOSE) HEMOLYZED (PHPB40B)	Y=Yes N=No	Added 6/9/03
122	PHPB40C	Num	8			BRM MT2 (GLUCOSE) STORAGE BOX NUMBER (PHPB40C)		Added 6/9/03
100	PHPB41A	Char	1	$1.	Skip Q 42b,42c if N	BRM MT3 (FRUCTOSAMINE) COLLECTED (PHPB41A)	Y=Yes N=No	Added 6/9/03

#	Variable	Type	Length	Format	Skip Details	Label	Coding if Categorical	Version Change
101	PHPB41B	Char	1	$1.		BRM MT3 (FRUCTOSAMINE) HEMOLYZED (PHPB41B)	Y=Yes N=No	Added 6/9/03
123	PHPB41C	Num	8			BRM MT3 (FRUCTOSAMINE) STORAGE BOX NUMBER (PHPB41C)		Added 6/9/03
102	PHPB42A	Char	1	$1.	Skip Q 43b,43c if N	BRM MT4 (SERUM ARCHIVE 1) COLLECTED (PHPB42A)	Y=Yes N=No	Added 6/9/03
103	PHPB42B	Char	1	$1.		BRM MT4 (SERUM ARCHIVE 1) HEMOLYZED (PHPB42B)	Y=Yes N=No	Added 6/9/03
124	PHPB42C	Num	8			BRM MT4 (SERUM ARCHIVE 1) STORAGE BOX NUMBER (PHPB42C)		Added 6/9/03
104	PHPB43A	Char	1	$1.	Skip Q 44b,44c if N	BRM MT5 (SERUM ARCHIVE 2) COLLECTED (PHPB43A)	Y=Yes N=No	Added 6/9/03
105	PHPB43B	Char	1	$1.		BRM MT5 (SERUM ARCHIVE 2) HEMOLYZED (PHPB43B)	Y=Yes N=No	Added 6/9/03
125	PHPB43C	Num	8			BRM MT5 (SERUM ARCHIVE 2) STORAGE BOX NUMBER (PHPB43C)		Added 6/9/03
106	PHPB44A	Char	1	$1.	Skip Q 45b,45c if N	BRM BT1 (BT ARCHIVE 1) COLLECTED (PHPB44A)	Y=Yes N=No	Added 6/9/03
107	PHPB44B	Char	1	$1.		BRM BT1 (BT ARCHIVE 1) HEMOLYZED (PHPB44B)	Y=Yes N=No	Added 6/9/03
126	PHPB44C	Num	8			BRM BT1 (BT ARCHIVE 1) STORAGE BOX NUMBER (PHPB44C)		Added 6/9/03
108	PHPB45A	Char	1	$1.	Skip Q 46b,46c if N	BRM BT2 (BT ARCHIVE 2) COLLECTED (PHPB45A)	Y=Yes N=No	Added 6/9/03
109	PHPB45B	Char	1	$1.		BRM BT2 (BT ARCHIVE 2) HEMOLYZED (PHPB45B)	Y=Yes N=No	Added 6/9/03
130	PHPB45C	Num	8			BRM BT2 (BT ARCHIVE 2) STORAGE BOX NUMBER (PHPB45C)		Added 6/9/03
127	PHPB46A	Char	1	$1.	Skip Q 47c if N	BRM UR1 (CREATININE) COLLECTED (PHPB46A)	Y=Yes N=No	Added 6/9/03
131	PHPB46C	Num	8			BRM UR1 (CREATININE) STORAGE BOX NUMBER (PHPB46C)		Added 6/9/03

#	Variable	Type	Length	Format	Skip Details	Label	Coding if Categorical	Version Change
128	PHPB47A	Char	1	$1.	Skip Q 48c if N	BRM UR2 (MICRO ALBUMIN) COLLECTED (PHPB47A)	Y=Yes N=No	Added 6/9/03
132	PHPB47C	Num	8			BRM UR2 (MICRO ALBUMIN) STORAGE BOX NUMBER (PHPB47C)		Added 6/9/03
129	PHPB48A	Char	1	$1.	Skip Q 49c if N	BRM UR3 (ARCHIVE) COLLECTED (PHPB48A)	Y=Yes N=No	Added 6/9/03
133	PHPB48C	Num	8			BRM UR3 (ARCHIVE) STORAGE BOX NUMBER (PHPB48C)		Added 6/9/03
136	BLIND_BRMID	Char	6	$6.		BRM ID USED FOR BRM ALIQUOTS (PHPB27)		Added 6/9/03
135	BLIND_STAFF_ID	Char	3			PROCESSORS INITIALS (PHPA4)		

Obs	BLINDID	VERS	PHP1B	PHP2B	PHP5A	PHP5B	PHP6A	PHP6B	PHP7A	PHP7B	PHP8A	PHP8B	PHP9A	PHP10A	PHP11A	PHP12A	PHP12B	PHP13A
1	0001	B	A	A	Y	N	Y	N	Y	N	Y	N	Y	Y	Y	Y	N	Y
2	0001	B	A	A	Y	N	Y	N	Y	N	Y	N	Y	Y	Y	Y	N	Y
3	0001	C	A	A	Y	N	Y	N	Y	N	Y	N	Y	Y	Y	Y	N	Y
4	0001	C	A	A	Y	N	Y	N	Y	N	Y	N	Y	Y	Y	Y	N	Y
5	0001	C	A	A	Y	N	Y	N	Y	N	Y	N	Y	Y	Y	Y	N	Y
6	0001	C	A	A	Y	N	Y	N	Y	N	Y	N	Y	Y	Y	Y	N	Y
7	0002	A	A	A	Y	N	Y	N	Y	N	Y	N	Y	Y	Y	Y	N	Y
8	0002	B	A	A	Y	N	Y	N	Y	N	Y	N	Y	Y	Y	Y	N	Y
9	0002	B	A	A	Y	N	Y	N	Y	N	Y	N	Y	Y	Y	Y	N	Y
10	0002	C	A	A	Y	N	Y	N	Y	N	Y	N	Y	Y	Y	Y	N	Y

Obs	PHP13B	PHP14A	PHP14B	PHP15A	PHP15B	PHP16A	PHP16B	PHP17A	PHP17B	PHP18A	PHP18B	PHP19A	PHP19B	PHP20A	PHP20B	PHP21A
1	N	Y	N	Y	N	Y	N	Y	N	Y	N	Y	N	Y	N	Y
2	N	Y	N	Y	N	Y	N	Y	N	Y	N	Y	N	Y	N	Y
3	N	Y	N	Y	N	Y	N	Y	N	Y	N	Y	N	Y	N	Y
4	N	Y	N	Y	N	Y	N	Y	N	Y	N	Y	N	Y	N	Y

Obs	PHP13B	PHP14A	PHP14B	PHP15A	PHP15B	PHP16A	PHP16B	PHP17A	PHP17B	PHP18A	PHP18B	PHP19A	PHP19B	PHP20A	PHP20B	PHP21A
5	N	Y	N	Y	N	Y	N	Y	N	Y	N	Y	N	Y	N	Y
6	N	Y	N	Y	N	Y	N	Y	N	Y	N	Y	N	Y	N	Y
7	N	Y	N	Y	N	Y	N	Y	N	Y	N	Y	N	Y	N	Y
8	N	Y	N	Y	N	Y	N	Y	N	Y	N	Y	N	Y	N	Y
9	N	Y	N	Y	N	Y	N	Y	N	Y	N	Y	N	Y	N	Y
10	N	Y	N	Y	N	Y	N	Y	N	Y	N	Y	N	Y	N	Y

Obs	PHP21B	PHP22A	PHP22B	PHP23A	PHP24A	PHP25A	VISIT	FSEQNO	PHP5C	PHP6C	PHP7C	PHP8C	PHP9C	PHP10C	PHP11C	PHP12C	PHP13C
1	N	Y	N	Y	Y	Y	1	0	1	1	1	1	1	1	1	1	1
2	N	Y	N	Y	Y	Y	3	0	1	1	1	1	1	1	1	1	1
3	N	Y	N	Y	Y	Y	5	0	1	1	1	1	1	1	1	1	1
4	N	Y	N	Y	Y	Y	7	0	1	1	1	1	1	1	1	1	1
5	N	Y	N	Y	Y	Y	9	0	1	1	1	1	1	1	1	1	1
6	N	Y	N	Y	Y	Y	11	0	1	1	1	1	1	1	1	1	1
7	N	Y	N	Y	Y	Y	1	0	6	7	8	9	10	11	12	13	14
8	N	Y	N	Y	Y	Y	3	0	27	28	29	30	31	32	33	34	35
9	N	Y	N	Y	Y	Y	5	0	74	75	76	77	78	79	80	81	82
10	N	Y	N	Y	Y	Y	7	0	137	138	139	140	141	142	143	144	145

Obs	PHP14C	PHP15C	PHP16C	PHP17C	PHP18C	PHP19C	PHP20C	PHP21C	PHP22C	PHP23C	PHP24C	PHP25C	PHP3	PHP3M	PHP3D	PHP3Y
1	1	1	1	1	1	1	1	1	1	1	1	1	07/24/2003	07	24	2003
2	1	1	1	1	1	1	1	1	1	1	1	1	07/15/2004	07	15	2004
3	1	1	1	1	1	1	11	1	1	1	1	1	07/19/2005	07	19	2005
4	1	1	1	1	1	1	1	1	1	1	1	1	08/31/2006	08	31	2006
5	1	1	1	1	1	1	1	1	1	1	1	1	09/06/2007	09	06	2007
6	1	1	1	1	1	1	1	1	1	1	1	1	03/20/2008	03	20	2008
7	15	16	17	18	19	20	21	22	23	24	25	26	09/27/2002	09	27	2002

Obs	PHP14C	PHP15C	PHP16C	PHP17C	PHP18C	PHP19C	PHP20C	PHP21C	PHP22C	PHP23C	PHP24C	PHP25C	PHP3	PHP3M	PHP3D	PHP3Y
8	36	37	38	39	49	41	42	43	44	45	46	47	08/18/2003	08	18	2003
9	83	84	85	86	87	88	89	90	91	92	93	94	08/05/2004	08	05	2004
10	146	147	148	149	150	151	152	153	154	155	156	157	05/09/2005	05	09	2005

Obs	PHP1A	PHP2A	PHP1AH	PHP2AH	PHP1AM	PHP2AM	PHP1A_2401	PHP2A_2401	PHPB26	PHPB28A	PHPB28B	PHPB29A	PHPB29B	PHPB30A
1	9:30	10:00	09	10	30	00	9:30	10:00	N					
2	9:00	9:25	09	09	00	25	9:00	9:25	N					
3	9:30	10:15	09	10	30	15	9:30	10:15	Y	N		N		N
4	7:40	8:10	07	08	40	10	7:40	8:10	N					
5	7:30	9:00	07	09	30	00	7:30	9:00	N					
6	8:42	11:05	08	11	42	05	8:42	11:05	N					
7	9:40	10:05	09	10	40	05	9:40	10:05						
8	9:45	10:15	09	10	45	15	9:45	10:15	N					
9	10:00	10:25	10	10	00	25	10:00	10:25	N					
10	9:48	10:15	09	10	48	15	9:48	10:15	N					

Obs	PHPB30B	PHPB31A	PHPB31B	PHPB32A	PHPB33A	PHPB34A	PHPB35A	PHPB35B	PHPB36A	PHPB36B	PHPB37A	PHPB37B	PHPB38A	PHPB38B
1														
2														
3		N		N	N	N	Y	N	Y	N	Y	N	Y	N
4														
5														
6														
7														
8														
9														
10														

Obs	PHPB39A	PHPB39B	PHPB40A	PHPB40B	PHPB41A	PHPB41B	PHPB42A	PHPB42B	PHPB43A	PHPB43B	PHPB44A	PHPB44B	PHPB45A	PHPB45B
1														
2														
3	N		N		N		N		N		N		N	
4														
5														
6														
7														
8														
9														
10														

Obs	PHPB28C	PHPB29C	PHPB30C	PHPB31C	PHPB32C	PHPB33C	PHPB34C	PHPB35C	PHPB36C	PHPB37C	PHPB38C	PHPB39C	PHPB40C	PHPB41C
1														
2														
3								1	1	1	1			
4														
5														
6														
7														
8														
9														
10														

Obs	PHPB42C	PHPB43C	PHPB44C	PHPB46A	PHPB47A	PHPB48A	PHPB45C	PHPB46C	PHPB47C	PHPB48C	PHPC4	BLIND_STAFF_ID	BLIND_BRMID
1												089	
2												089	
3				N	N	N					P	138	BRM104

Obs	*PHPB42C*	*PHPB43C*	*PHPB44C*	*PHPB46A*	*PHPB47A*	*PHPB48A*	*PHPB45C*	*PHPB46C*	*PHPB47C*	*PHPB48C*	*PHPC4*	*BLIND_STAFF_ID*	*BLIND_BRMID*
4											P	138	
5											P	336	
6											P	782	
7												322	
8												322	
9												322	
10											P	322	

Form Version

VERS	Frequency	Percent
A	758	4.69
B	3411	21.09
C	12003	74.22

LT1 (THCY) COLLECTED (PHPA5A)

PHP5A	Frequency	Percent
N	211	1.30
Y	15885	98.23
Missing	76	0.47

LT1 (THCY) HEMOLYZED (PHPA5B)

PHP5B	Frequency	Percent
N	14838	91.75
Y	1047	6.47
Missing	287	1.77

LT2 (B12/FOLATE) COLLECTED (PHPA6A)

PHP6A	Frequency	Percent
N	229	1.42
Y	15866	98.11
Missing	77	0.48

LT2 (B12/FOLATE) HEMOLYZED (PHPA6B)

PHP6B	Frequency	Percent
N	14836	91.74
Y	1029	6.36
Missing	307	1.90

LT3 (PLP) COLLECTED (PHPA7A)

PHP7A	Frequency	Percent
N	243	1.50
Y	15852	98.02
Missing	77	0.48

LT3 (PLP) HEMOLYZED (PHPA7B)

PHP7B	Frequency	Percent
N	14826	91.68
Y	1025	6.34
Missing	321	1.98

LT4 (PLASMA ARCHIVE 1) COLLECTED (PHPA8A)

PHP8A	Frequency	Percent
N	373	2.31
Y	15721	97.21
Missing	78	0.48

LT4 (PLASMA ARCHIVE 1) HEMOLYZED (PHPA8B)

PHP8B	Frequency	Percent
N	14732	91.10
Y	988	6.11
Missing	452	2.79

LT5 (BUFFY COAT) COLLECTED (PHPA9A)

PHP9A	Frequency	Percent
N	466	2.88
Y	15629	96.64
Missing	77	0.48

LT6 (RBC) COLLECTED (PHPA10A)

PHP10A	Frequency	Percent
N	449	2.78
Y	15646	96.75
Missing	77	0.48

LT7 (RBC) COLLECTED (PHPA11A)

PHP11A	Frequency	Percent
N	509	3.15
Y	15586	96.38
Missing	77	0.48

LT8 (CHOL/TRIG) COLLECTED (PHPA12A)

PHP12A	Frequency	Percent
N	320	1.98
Y	15770	97.51
Missing	82	0.51

LT8 (CHOL/TRIG) HEMOLYZED (PHPA12B)

PHP12B	Frequency	Percent
N	14745	91.18
Y	1023	6.33
Missing	404	2.50

LT9 (HDL) COLLECTED (PHPA13A)

PHP13A	Frequency	Percent
N	339	2.10
Y	15751	97.40
Missing	82	0.51

LT9 (HDL) HEMOLYZED (PHPA13B)

PHP13B	Frequency	Percent
N	14735	91.11
Y	1014	6.27
Missing	423	2.62

LT10 (LDL) COLLECTED (PHPA14A)

PHP14A	Frequency	Percent
N	371	2.29
Y	15718	97.19
Missing	83	0.51

LT10 (LDL) HEMOLYZED (PHPA14B)

PHP14B	Frequency	Percent
N	14712	90.97
Y	1004	6.21
Missing	456	2.82

LT11 (PLASMA ARCHIVE 2) COLLECTED (PHPA15A)

PHP15A	Frequency	Percent
N	553	3.42
Y	15536	96.07
Missing	83	0.51

LT11 (PLASMA ARCHIVE 2) HEMOLYZED (PHPA15B)

PHP15B	Frequency	Percent
N	14567	90.08
Y	967	5.98
Missing	638	3.95

MT1 (CREATININE) COLLECTED (PHPA16A)

PHP16A	Frequency	Percent
N	254	1.57
Y	15835	97.92
Missing	83	0.51

MT1 (CREATININE) HEMOLYZED (PHPA16B)

PHP16B	Frequency	Percent
N	15199	93.98
Y	631	3.90
Missing	342	2.11

MT2 (GLUCOSE) COLLECTED (PHPA17A)

PHP17A	Frequency	Percent
N	257	1.59
Y	15832	97.90
Missing	83	0.51

MT2 (GLUCOSE) HEMOLYZED (PHPA17B)

PHP17B	Frequency	Percent
N	15201	94.00
Y	626	3.87
Missing	345	2.13

MT3 (FRUCTOSAMINE) COLLECTED (PHPA18A)

PHP18A	Frequency	Percent
N	285	1.76
Y	15803	97.72
Missing	84	0.52

MT3 (FRUCTOSAMINE) HEMOLYZED (PHPA18B)

PHP18B	Frequency	Percent
N	15175	93.84
Y	623	3.85
Missing	374	2.31

MT4 (SERUM ARCHIVE 1) COLLECTED (PHPA19A)

PHP19A	Frequency	Percent
N	382	2.36
Y	15706	97.12
Missing	84	0.52

MT4 (SERUM ARCHIVE 1) HEMOLYZED (PHPA19B)

PHP19B	Frequency	Percent
N	15084	93.27
Y	617	3.82
Missing	471	2.91

MT5 (SERUM ARCHIVE 2) COLLECTED (PHPA20A)

PHP20A	Frequency	Percent
N	822	5.08
Y	15265	94.39
Missing	85	0.53

MT5 (SERUM ARCHIVE 2) HEMOLYZED (PHPA20B)

PHP20B	Frequency	Percent
N	14727	91.06
Y	534	3.30
Missing	911	5.63

BT1 (BT ARCHIVE 1) COLLECTED (PHPA21A)

PHP21A	Frequency	Percent
N	510	3.15
Y	15578	96.33
Missing	84	0.52

BT1 (BT ARCHIVE 1) HEMOLYZED (PHPA21B)

PHP21B	Frequency	Percent
N	15312	94.68
Y	262	1.62
Missing	598	3.70

BT2 (BT ARCHIVE 2) COLLECTED (PHPA22A)

PHP22A	Frequency	Percent
N	552	3.41
Y	15536	96.07
Missing	84	0.52

BT2 (BT ARCHIVE 2) HEMOLYZED (PHPA22B)

PHP22B	Frequency	Percent
N	15272	94.43
Y	260	1.61
Missing	640	3.96

UR1 (CREATININE) COLLECTED (PHPA23A)

PHP23A	Frequency	Percent
N	1441	8.91
Y	14645	90.56
Missing	86	0.53

UR2 (MICRO ALBUMIN) COLLECTED (PHPA24A)

PHP24A	Frequency	Percent
N	1459	9.02
Y	14627	90.45
Missing	86	0.53

UR3 (ARCHIVE) COLLECTED (PHPA25A)

PHP25A	Frequency	Percent
N	1498	9.26
Y	14588	90.21
Missing	86	0.53

BRM tube collected and processed (PHPB26)

PHPB26	Frequency	Percent
N	13227	81.79
Y	2072	12.81
Missing	873	5.40

BRM LT1 (THCY) COLLECTED (PHPB28A)

PHPB28A	Frequency	Percent
N	1557	9.63
Y	507	3.14
Missing	14108	87.24

BRM LT1 (THCY) HEMOLYZED (PHPB28B)

PHPB28B	Frequency	Percent
N	477	2.95
Y	31	0.19
Missing	15664	96.86

BRM LT2 (B12/FOLATE) COLLECTED (PHPB29A)

PHPB29A	Frequency	Percent
N	1557	9.63
Y	507	3.14
Missing	14108	87.24

BRM LT2 (B12/FOLATE) HEMOLYZED (PHPB29B)

PHPB29B	Frequency	Percent
N	477	2.95
Y	31	0.19
Missing	15664	96.86

BRM LT3 (PLP) COLLECTED (PHPB30A)

PHPB30A	Frequency	Percent
N	1558	9.63
Y	506	3.13
Missing	14108	87.24

BRM LT3 (PLP) HEMOLYZED (PHPB30B)

PHPB30B	Frequency	Percent
N	476	2.94
Y	31	0.19
Missing	15665	96.86

BRM LT4 (PLASMA ARCHIVE 1) COLLECTED (PHPB31A)

PHPB31A	Frequency	Percent
N	1562	9.66
Y	502	3.10
Missing	14108	87.24

BRM LT4 (PLASMA ARCHIVE 1) HEMOLYZED (PHPB31B)

PHPB31B	Frequency	Percent
N	472	2.92
Y	31	0.19
Missing	15669	96.89

BRM LT5 (BUFFY COAT) COLLECTED (PHPB32A)

PHPB32A	Frequency	Percent
N	1577	9.75
Y	487	3.01
Missing	14108	87.24

BRM LT6 (RBC) COLLECTED (PHPB33A)

PHPB33A	Frequency	Percent
N	1569	9.70
Y	495	3.06
Missing	14108	87.24

BRM LT7 (RBC) COLLECTED (PHPB34A)

PHPB34A	Frequency	Percent
N	1568	9.70
Y	496	3.07
Missing	14108	87.24

BRM LT8 (CHOL/TRIG) COLLECTED (PHPB35A)

PHPB35A	Frequency	Percent
N	1603	9.91
Y	458	2.83
Missing	14111	87.26

BRM LT8 (CHOL/TRIG) HEMOLYZED (PHPB35B)

PHPB35B	Frequency	Percent
N	422	2.61
Y	36	0.22
Missing	15714	97.17

BRM LT9 (HDL) COLLECTED (PHPB36A)

PHPB36A	Frequency	Percent
N	1604	9.92
Y	457	2.83
Missing	14111	87.26

BRM LT9 (HDL) HEMOLYZED (PHPB36B)

PHPB36B	Frequency	Percent
N	422	2.61
Y	35	0.22
Missing	15715	97.17

BRM LT10 (LDL) COLLECTED (PHPB37A)

PHPB37A	Frequency	Percent
N	1606	9.93
Y	455	2.81
Missing	14111	87.26

BRM LT10 (LDL) HEMOLYZED (PHPB37B)

PHPB37B	Frequency	Percent
N	422	2.61
Y	33	0.20
Missing	15717	97.19

BRM LT11 (PLASMA ARCHIVE 2) COLLECTED (PHPB38A)

PHPB38A	Frequency	Percent
N	1608	9.94
Y	453	2.80
Missing	14111	87.26

BRM LT11 (PLASMA ARCHIVE 2) HEMOLYZED (PHPB38B)

PHPB38B	Frequency	Percent
N	421	2.60
Y	32	0.20
Missing	15719	97.20

BRM MT1 (CREATININE) COLLECTED (PHPB39A)

PHPB39A	Frequency	Percent
N	1591	9.84
Y	472	2.92
Missing	14109	87.24

BRM MT1 (CREATININE) HEMOLYZED (PHPB39B)

PHPB39B	Frequency	Percent
N	461	2.85
Y	10	0.06
Missing	15701	97.09

BRM MT2 (GLUCOSE) COLLECTED (PHPB40A)

PHPB40A	Frequency	Percent
N	1591	9.84
Y	472	2.92
Missing	14109	87.24

BRM MT2 (GLUCOSE) HEMOLYZED (PHPB40B)

PHPB40B	Frequency	Percent
N	460	2.84
Y	11	0.07
Missing	15701	97.09

BRM MT3 (FRUCTOSAMINE) COLLECTED (PHPB41A)

PHPB41A	Frequency	Percent
N	1591	9.84
Y	472	2.92
Missing	14109	87.24

BRM MT3 (FRUCTOSAMINE) HEMOLYZED (PHPB41B)

PHPB41B	Frequency	Percent
N	461	2.85
Y	11	0.07
Missing	15700	97.08

BRM MT4 (SERUM ARCHIVE 1) COLLECTED (PHPB42A)

PHPB42A	Frequency	Percent
N	1596	9.87
Y	467	2.89
Missing	14109	87.24

BRM MT4 (SERUM ARCHIVE 1) HEMOLYZED (PHPB42B)

PHPB42B	Frequency	Percent
N	458	2.83
Y	9	0.06
Missing	15705	97.11

BRM MT5 (SERUM ARCHIVE 2) COLLECTED (PHPB43A)

PHPB43A	Frequency	Percent
N	1607	9.94
Y	455	2.81
Missing	14110	87.25

BRM MT5 (SERUM ARCHIVE 2) HEMOLYZED (PHPB43B)

PHPB43B	Frequency	Percent
N	445	2.75
Y	10	0.06
Missing	15717	97.19

BRM BT1 (BT ARCHIVE 1) COLLECTED (PHPB44A)

PHPB44A	Frequency	Percent
N	1591	9.84
Y	471	2.91
Missing	14110	87.25

BRM BT1 (BT ARCHIVE 1) HEMOLYZED (PHPB44B)

PHPB44B	Frequency	Percent
N	460	2.84
Y	10	0.06
Missing	15702	97.09

BRM BT2 (BT ARCHIVE 2) COLLECTED (PHPB45A)

PHPB45A	Frequency	Percent
N	1593	9.85
Y	470	2.91
Missing	14109	87.24

BRM BT2 (BT ARCHIVE 2) HEMOLYZED (PHPB45B)

PHPB45B	Frequency	Percent
N	460	2.84
Y	9	0.06
Missing	15703	97.10

BRM UR1 (CREATININE) COLLECTED (PHPB46A)

PHPB46A	Frequency	Percent
N	1564	9.67
Y	500	3.09
Missing	14108	87.24

BRM UR2 (MICRO ALBUMIN) COLLECTED (PHPB47A)

PHPB47A	*Frequency*	*Percent*
N	1565	9.68
Y	499	3.09
Missing	14108	87.24

BRM UR3 (ARCHIVE) COLLECTED (PHPB48A)

PHPB48A	*Frequency*	*Percent*
N	1565	9.68
Y	499	3.09
Missing	14108	87.24

Data Set Name	PLPA_NIDDKv1	Observations	2259
Created	March 4, 2013	Variables	14
Last Modified	March 4, 2013		

#	Variable	Type	Length	Format	Skip Details	Label	Coding if Categorical	Version Change
1	BLINDID	Char	4	$4.		Blind ID		
2	VERS	Char	1	$1.		Form Version		
4	VISIT	Num	8			Study Contact Occasion		
5	FSEQNO	Num	8			Form Sequence Number		
6	PLPA1	Num	8			PLP, nM/L		
3	PLPA2	Char	1	$1.		Specimen Code	A=Normal B=Hemolyzed C=Thawed D=Insufficient volume E=No sample F=Instrument failure G=Techinician error H=Other	
7	PLPA3	Num	8	MMDDYY10.		Date analyzed		
11	PLPA3D	Char	2			Day of Date analyzed		
9	PLPA3M	Char	2			Month of Date analyzed		
13	PLPA3Y	Char	4			Year of Date analyzed		
8	PLPA4	Num	8	MMDDYY10.		Date entered		
12	PLPA4D	Char	2			Day of Date entered		
10	PLPA4M	Char	2			Month of Date entered		
14	PLPA4Y	Char	4			Year of Date entered		

Obs	BLINDID	VERS	PLPA2	VISIT	FSEQNO	PLPA1	PLPA3	PLPA4	PLPA3M	PLPA4M	PLPA3D	PLPA4D	PLPA3Y	PLPA4Y
1	0003	A	A	1	0	46.1	08/08/2012	11/01/2012	08	11	08	01	2012	2012
2	0010	A	A	1	0	84.0	06/01/2012	12/31/2012	06	12	01	31	2012	2012

Obs	*BLINDID*	*VERS*	*PLPA2*	*VISIT*	*FSEQNO*	*PLPA1*	*PLPA3*	*PLPA4*	*PLPA3M*	*PLPA4M*	*PLPA3D*	*PLPA4D*	*PLPA3Y*	*PLPA4Y*
3	0012	A	A	1	0	30.8	05/23/2012	12/31/2012	05	12	23	31	2012	2012
4	0015	A	A	1	0	44.0	04/12/2012	12/31/2012	04	12	12	31	2012	2012
5	0016	A	A	1	0	11.3	05/23/2012	12/31/2012	05	12	23	31	2012	2012
6	0021	A	A	1	0	26.9	06/01/2012	12/31/2012	06	12	01	31	2012	2012
7	0023	A	A	1	0	33.9	08/11/2010	05/19/2011	08	05	11	19	2010	2011
8	0023	A	A	3	0	161.3	08/23/2010	05/19/2011	08	05	23	19	2010	2011
9	0025	A	A	1	0	26.8	05/18/2012	12/31/2012	05	12	18	31	2012	2012
10	0028	A	A	1	0	42.5	05/04/2012	12/31/2012	05	12	04	31	2012	2012

Form Version		
VERS	*Frequency*	*Percent*
A	2259	100.00

Specimen Code		
PLPA2	*Frequency*	*Percent*
A	2150	95.17
C	1	0.04
D	22	0.97
E	81	3.59
H	2	0.09
Missing	3	0.13

Analysis Variable : PLPA1 PLP, nM/L					
N	*Mean*	*Median*	*Std Dev*	*Minimum*	*Maximum*
2153	92.57	46.30	114.92	0.00	955.80

PLPA : PLP nM/L

	N	%
Missing Values	106	4.7

Quantiles	
Min	0.0
1%	9.7
5%	14.2
10%	18.0
25% Q1	27.6
50% Med	46.3
75% Q3	93.7
90%	267.1
95%	348.2
99%	505.7
Max	955.8

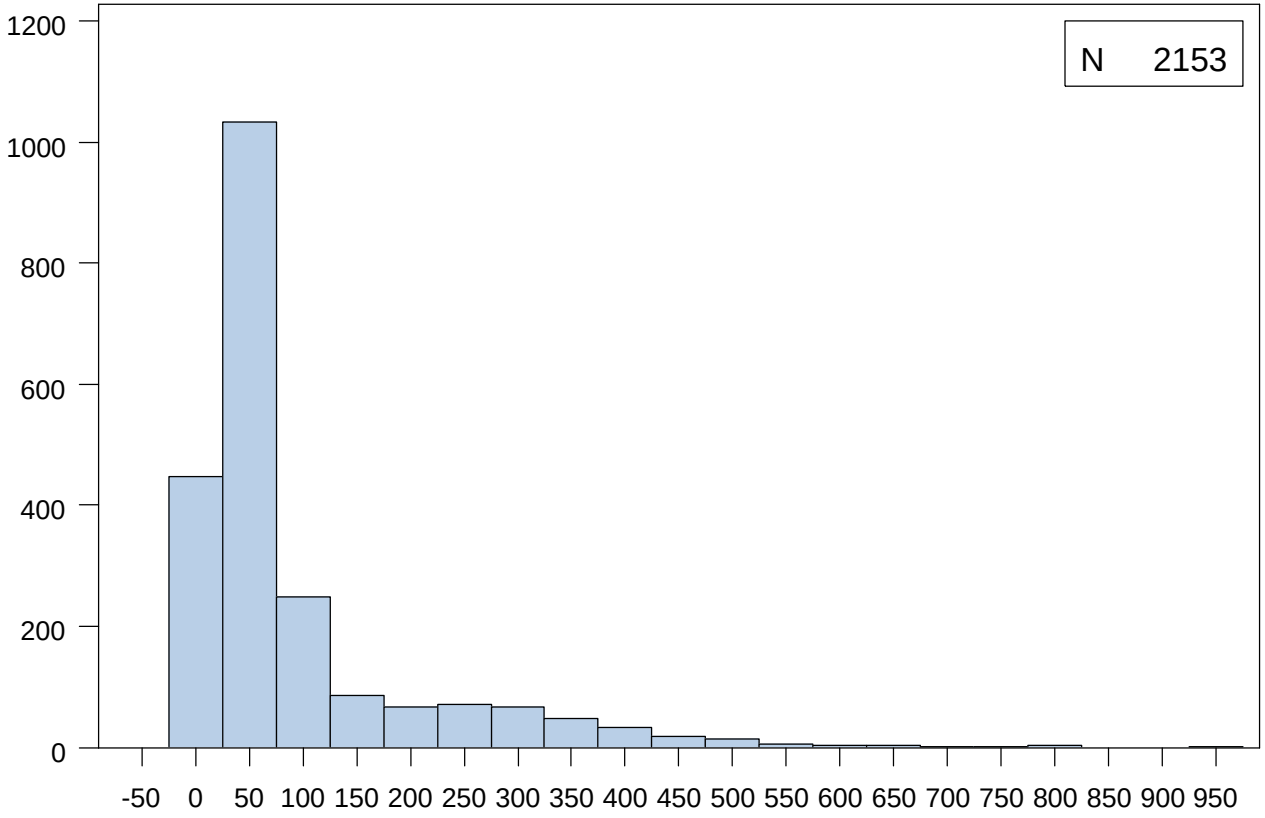

Extremes	
Lowest	N
0.0	1
6.0	1
6.2	1
6.6	1
6.9	1
Highest	N
752.4	1
781.7	1
786.4	1
820.4	1
955.8	1

Mean	92.6	Median	46.3	Mode	27.2
Standard Deviation	114.9	Interquartile Range	66.1	Range	955.8

Data Set Name	REL_NIDDKv1	Observations	4110
Created	February 6, 2013	Variables	69
Last Modified	February 6, 2013		

#	Variable	Type	Length	Format	Skip Details	Label	Coding if Categorical	Version Change
1	BLINDID	Char	4	$4.		Blind ID		
3	VERS	Char	1	$1.		Form Version		
38	VISIT	Num	8			Study Contact Occasion		
39	FSEQNO	Num	8			Form Sequence Number		
40	REL1	Num	8	MMDDYY10.		DATE OF BIRTH (RELA1)		Moved to SPC 4/11/03
48	REL1D	Char	2			Day of DATE OF BIRTH (RELA1)		
44	REL1M	Char	2			Month of DATE OF BIRTH (RELA1)		
52	REL1Y	Char	4			Year of DATE OF BIRTH (RELA1)		
4	REL2A	Char	1	$1.		AMERICAN INDIAN/ALASKA NATIVE (RELA2A)	Y=Yes N=No	Moved to SPC 4/11/03
5	REL2B	Char	1	$1.		ASIAN (RELA2B)	Y=Yes N=No	Moved to SPC 4/11/03
6	REL2C	Char	1	$1.		BLACK/AFRICAN AMERICAN (RELA2C)	Y=Yes N=No	Moved to SPC 4/11/03
7	REL2D	Char	1	$1.		NATIVE HAWAIIAN/PACIFIC ISLANDER (RELA2D)	Y=Yes N=No	Moved to SPC 4/11/03
8	REL2E	Char	1	$1.		WHITE (RELA2E)	Y=Yes N=No	Moved to SPC 4/11/03
9	REL3	Char	1	$1.		ETHNIC ID: HISPANIC/LATINO OR NOT (RELA3)	H=Hispanic or Latino N=Neither Hispanic or Latino	Moved to SPC 4/11/03
10	REL4	Char	1	$1.	Skip Q 2-22 if N	THCY LEVEL ABOVE ELIGIBILITY CUTPOINT (RELA4, RELB4,RELC1,RELD1)	Y=Yes N=No	
11	REL5	Char	1	$1.	Skip Q 3-22 if N	CREATININE CLEARANCE >= 30ML/MIN (RELA5,RELB5,RELC2,RELD2)	Y=Yes N=No	

#	Variable	Type	Length	Format	Skip Details	Label	Coding if Categorical	Version Change
12	REL6	Char	1	$1.	Skip Q 4-22 if N	AGE 35-75 YEARS OLD (RELA6, RELB6, RELC3, RELD3)	Y=Yes N=No	
13	REL7A	Char	1	$1.	Skip Q 5-22 if N	CURRENT GRAFT IN PLACE >= 6 MOS (RELA7A, RELB7A, RELC4, RELD4)	Y=Yes N=No	
14	RELA7B	Char	1	$1.		GRAFT FROM LIVE RELATIVE/CADAVER (RELA7B)	L=Living related donor C=Cadaver donor	
56	RELB7B	Char	1	$1.		GRAFT FROM LIVE RELATIVE/CADAVER (RELB7B)	L=Living related donor U=Living unrelated donor C=Cadaver donor	Moved to SPC 4/11/03
66	RELC5	Char	1	$1.	Skip Q 6-22 if Y	TRANSPLANTS OTHER THAN KIDNEY/KIDNEY-PANCREAS (RELC5, RELD5)	Y=Yes N=No	Added 5/8/03
15	REL8	Char	1	$1.	Skip Q 7-22 if Y	PAST 4 WKS: USE VIT SUPPL W/FOLATE/B6/B12 (RELA8, RELB8, RELC6, RELD6)	Y=Yes N=No	
16	REL9A	Char	1	$1.	Skip Q 7b-22 if Y	2YR SURV- CANCER (RELA9A, RELB9A, RELC7A, RELD7A)	Y=Yes N=No	
17	REL9B	Char	1	$1.	Skip Q 7c-22 if Y	2YR SURV- END STAGE CHF/CM (RELA9B, RELB9B, RELC7B, RELD7B)	Y=Yes N=No	
18	REL9C	Char	1	$1.	Skip Q 7d-22 if Y	2YR SURV- END STAGE LIVER DIS (RELA9C, RELB9C, RELC7C, RELD7C)	Y=Yes N=No	
19	REL9D	Char	1	$1.	Skip Q 7e-22 if Y	2YR SURV- END STAGE PULMONARY DIS (RELA9D, RELB9D, RELC7D, RELD7D)	Y=Yes N=No	
20	REL9E	Char	1	$1.	Skip Q 7f-22 if Y	2YR SURV-PROGRESSIVE HIV (RELA9E, RELB9E, RELC7E, RELD7E)	Y=Yes N=No	
21	REL9F	Char	1	$1.	Skip Q 8-22 if Y	2YR SURV- OTH CHRONIC WASTING ILL (RELA9F, RELB9F, RELC7F, RELD7F)	Y=Yes N=No	
22	REL10	Char	1	$1.	Skip Q 9a-11 if M	GENDER (RELA10, RELB10, RELC8E, RELD8)	M=Male F=Female	
23	REL11A	Char	1	$1.	Skip Q 9b-22 if Y	PREGNANT (RELA11A, RELB10, RELC9A, RELD9A)	Y=Yes N=No	
24	REL11B	Char	1	$1.	Skip Q 10-22 if Y	LACTATING (RELA11B, RELB11A, RELC9B, RELD9B)	Y=Yes N=No	

#	Variable	Type	Length	Format	Skip Details	Label	Coding if Categorical	Version Change
25	REL12	Char	1	$1.	Skip Q 11 if N	PATIENT OF CHILDBEARING POTENTIAL (RELA12, RELB12, RELC10, RELD10)	Y=Yes N=No	
26	REL13	Char	1	$1.	Skip Q 12-22 if N	CURRENTLY USING BIRTH CONTROL (RELA13, RELB13, RELC11, RELD11)	Y=Yes N=No	
27	REL14A	Char	1	$1.	Skip Q 12b-22 if Y	PREV RELIABLE PART-REFRACTORY DEPRESSION (RELA14A, RELB14A, RELC12A, RELD12A)	Y=Yes N=No	
28	REL14B	Char	1	$1.	Skip Q 12c-22 if Y	PREV RELIABLE PART-SEV COGNITIVE IMPAIR (RELA14B, RELB14B, RELC12B, RELD12B)	Y=Yes N=No	
29	REL14C	Char	1	$1.	Skip Q 13-22 if Y	PREV RELIABLE PARTIC-ALC/OTHER SUBST. ABUSE (RELA14C, RELB14C, RELC12C, RELD12C)	Y=Yes N=No	
30	REL15	Char	1	$1.	Skip Q 14-22 if Y	NOW IN OTHER STUDY ON CVD RF MGMT (RELA15, RELB15, RELC13, RELD13)	Y=Yes N=No	
31	REL16	Char	1	$1.	Skip Q 15-22 if Y	MI/STROKE/PERC REVASC/LWR EXTR AMPUT-PAST 3 MO (RELA16, RELB16, RELC14, RELD14)	Y=Yes N=No	
32	REL17	Char	1	$1.	Skip Q 16-22 if Y	CORON BYPASS/ABD AORTIC AN REPAIR-PAST 6 MO (RELA17, RELB17, RELC15, RELD15)	Y=Yes N=No	
33	REL18	Char	1	$1.	Skip Q 17-22 if Y	POST-SCREENING REN GRAFT DYSFNCTN/DETERIOR (RELA18, RELB18, RELC16, RELD16)	Y=Yes N=No	
67	RELD18	Char	1	$1.		RANDOMIZE BY TELEPHONE (RELD18)	Y=Yes N=No	Added 3/3/05
34	REL19	Char	1	$1.	Skip Q 18-22 if Y	PATIENT RETURNED TO DIALYSIS-DEPENDENCE (RELA19, RELB19, RELC17, RELD17)	Y=Yes N=No	
35	REL20	Char	1	$1.	Skip Q 21a-21c if N	RANDOMIZE THIS PATIENT (RELA20, RELB21, RELC19, RELD20)	Y=Yes N=No	
58	RELB20	Num	8	MMDDYY10.		DATE OF RANDOMIZATION (RELB20, RELC18, RELD19)		Added 11/4/02
62	RELB20D	Char	2			Day of DATE OF RANDOMIZATION (RELB20, RELC18, RELD19)		

#	Variable	Type	Length	Format	Skip Details	Label	Coding if Categorical	Version Change
60	RELB20M	Char	2			Month of DATE OF RANDOMIZATION (RELB20, RELC18, RELD19)		
64	RELB20Y	Char	4			Year of DATE OF RANDOMIZATION (RELB20, RELC18, RELD19)		
59	RELB22A	Num	8	MMDDYY10.		CONFIRM DATE OF RANDOMIZATION (RELB22A, RELC20A, RELD21A)		Added 11/4/02
63	RELB22AD	Char	2			Day of CONFIRM DATE OF RANDOMIZATION (RELB22A, RELC20A, RELD21A)		
61	RELB22AM	Char	2			Month of CONFIRM DATE OF RANDOMIZATION (RELB22A, RELC20A, RELD21A)		
65	RELB22AY	Char	4			Year of CONFIRM DATE OF RANDOMIZATION (RELB22A, RELC20A, RELD21A)		
57	RELB22C	Char	1	$1.	Skip Q 22 if N	RANDOMIZE THIS PATIENT-DISCREPANCY (RELB22C, RELC20C, RELD21C)		Added 11/4/02
36	REL21	Char	2	$2.		BOTTLE CODE ASSIGNED BY DMS (RELA21, RELB23, RELC21, RELD22)	1-32	
2	REL24B	Char	49	$34.		DISCREPANCY BETWEEN COMPUTER AND ACTUAL RND DATE (RELA24B, RELB22B, RELC20B, RELD21B)		Added 3/3/05
41	RELA22	Num	8	MMDDYY10.		DATE OF RANDOMIZATION (RELA22)		Removed 11/4/02
49	RELA22D	Char	2			Day of DATE OF RANDOMIZATION (RELA22)		
45	RELA22M	Char	2			Month of DATE OF RANDOMIZATION (RELA22)		
53	RELA22Y	Char	4			Year of DATE OF RANDOMIZATION (RELA22)		
37	RELA23	Char	1	$1.	Skip Q 24a, 24b if Y	IS DATE OF RANDOMIZATION CORRECT (RELA23)	Y=Yes N=No	Removed 11/4/02
42	RELA24A	Num	8	MMDDYY10.		CORRECT DATE OF RANDOMIZATION (RELA24A)		Removed 11/4/02
50	RELA24AD	Char	2			Day of CORRECT DATE OF RANDOMIZATION (RELA24A)		

#	Variable	Type	Length	Format	Skip Details	Label	Coding if Categorical	Version Change
46	RELA24AM	Char	2			Month of CORRECT DATE OF RANDOMIZATION (RELA24A)		
54	RELA24AY	Char	4			Year of CORRECT DATE OF RANDOMIZATION (RELA24A)		
68	RELD24	Char	1	$1.		METHOD OF DATA COLLECTION (RELD24)	C=Computer P=Paper	Added 3/3/05
43	REL25	Num	8	MMDDYY10.		DATE OF DATA COLLECTION (RELA25, RELB24, RELC22, RELD23)		
51	REL25D	Char	2			Day of DATE OF DATA COLLECTION (RELA25, RELB24, RELC22, RELD23)		
47	REL25M	Char	2			Month of DATE OF DATA COLLECTION (RELA25, RELB24, RELC22, RELD23)		
55	REL25Y	Char	4			Year of DATE OF DATA COLLECTION (RELA25, RELB24, RELC22, RELD23)		
69	BLIND_STAFF_ID	Char	3			INITIALS OF DATA COLLECTOR (RELA26, RELB25, RELC23, RELD25)		

Obs	*BLINDID*	*REL24B*	*VERS*	*REL2A*	*REL2B*	*REL2C*	*REL2D*	*REL2E*	*REL3*	*REL4*	*REL5*	*REL6*	*REL7A*	*RELA7B*	*REL8*	*REL9A*	*REL9B*	*REL9C*
1	0001		B	N	N	N	N	Y	N	Y	Y	Y	Y		N	N	N	N
2	0002		A	N	N	N	N	Y	N	Y	Y	Y	Y	L	N	N	N	N
3	0003		B	N	N	N	N	Y	N	Y	Y	Y	Y		N	N	N	N
4	0004		B	N	N	N	N	Y	N	Y	Y	Y	Y		N	N	N	N
5	0005		B	N	N	N	N	Y	N	Y	Y	Y	Y		N	N	N	N
6	0006		A	N	N	Y	N	N	N	Y	Y	Y	Y	C	N	N	N	N
7	0007		B	N	N	Y	N	N	N	Y	Y	Y	Y		N	N	N	N
8	0008		C							Y	Y	Y	Y		N	N	N	N
9	0009		A	N	N	N	N	Y	N	Y	Y	Y	Y	C	N	N	N	N
10	0010		C							Y	Y	Y	Y		N	N	N	N

Obs	REL9D	REL9E	REL9F	REL10	REL11A	REL11B	REL12	REL13	REL14A	REL14B	REL14C	REL15	REL16	REL17	REL18	REL19	REL20
1	N	N	N	M					N	N	N	N	N	N	N	N	Y
2	N	N	N	F	N	N	Y	Y	N	N	N	N	N	N	N	N	Y
3	N	N	N	M					N	N	N	N	N	N	N	N	
4	N	N	N	F	N	N	N		N	N	N	N	N	N	N	N	
5	N	N	N	F	N	N	N		N	N	N	N	N	N	N	N	
6	N	N	N	M					N	N	N	N	N	N	N	N	Y
7	N	N	N	M					N	N	N	N	N	N	N	N	Y
8	N	N	N	M					N	N	N	N	N	N	N	N	Y
9	N	N	N	M					N	N	N	N	N	N	N	N	Y
10	N	N	N	M					N	N	N	N	N	N	N	N	Y

Obs	REL21	RELA23	VISIT	FSEQNO	REL1	RELA22	RELA24A	REL25	REL1M	RELA22M	RELA24AM	REL25M	REL1D	RELA22D
1	06		1	0	07/09/1937			07/24/2003	07			07	09	
2	10	Y	1	0	03/03/1951	09/27/2002		09/27/2002	03	09		09	03	27
3	09		1	0	05/08/1953			03/11/2003	05			03	08	
4	06		1	0	06/27/1947			04/29/2003	06			04	27	
5	09		1	0	09/13/1954			04/29/2003	09			04	13	
6	15	Y	1	0	03/25/1952	01/23/2003		01/23/2003	03	01		01	25	23
7	11		1	0	04/28/1948			05/29/2003	04			05	28	
8	12		1	0				08/22/2003				08		
9	06	Y	1	0	01/30/1959	01/17/2003		01/17/2003	01	01		01	30	17
10	15		1	0				07/23/2003				07		

Obs	RELA24AD	REL25D	REL1Y	RELA22Y	RELA24AY	REL25Y	RELB7B	RELB22C	RELB20	RELB22A	RELB20M	RELB22AM	RELB20D
1		24	1937			2003	U		07/24/2003		07		24
2		27	1951	2002		2002							
3		11	1953			2003	L		03/11/2003		03		11

Obs	RELA24AD	REL25D	REL1Y	RELA22Y	RELA24AY	REL25Y	RELB7B	RELB22C	RELB20	RELB22A	RELB20M	RELB22AM	RELB20D
4		29	1947			2003	C		04/29/2003		04		29
5		29	1954			2003	C		04/29/2003		04		29
6		23	1952	2003		2003							
7		29	1948			2003	L		05/29/2003		05		29
8		22				2003			08/22/2003		08		22
9		17	1959	2003		2003							
10		23				2003			07/23/2003		07		23

Obs	RELB22AD	RELB20Y	RELB22AY	RELC5	RELD18	RELD24	BLIND_STAFF_ID
1		2003					354
2							322
3		2003					297
4		2003					031
5		2003					138
6							144
7		2003					076
8		2003		N			181
9							137
10		2003		N			181

Form Version

VERS	Frequency	Percent
A	340	8.27
B	546	13.28
C	1547	37.64
D	1677	40.80

AMERICAN INDIAN/ALASKA NATIVE (RELA2A)

REL2A	Frequency	Percent
N	859	20.90
Y	27	0.66
Missing	3224	78.44

ASIAN (RELA2B)

REL2B	Frequency	Percent
N	871	21.19
Y	15	0.36
Missing	3224	78.44

BLACK/AFRICAN AMERICAN (RELA2C)

REL2C	Frequency	Percent
N	726	17.66
Y	160	3.89
Missing	3224	78.44

NATIVE HAWAIIAN/PACIFIC ISLANDER (RELA2D)

REL2D	Frequency	Percent
N	886	21.56
Missing	3224	78.44

WHITE (RELA2E)

REL2E	Frequency	Percent
N	191	4.65
Y	695	16.91
Missing	3224	78.44

ETHNIC ID: HISPANIC/LATINO OR NOT (RELA3)

REL3	Frequency	Percent
H	24	0.58
N	862	20.97
Missing	3224	78.44

THCY LEVEL ABOVE ELIGIBILITY CUTPOINT (RELA4, RELB4,RELC1,RELD1)

REL4	Frequency	Percent
Y	4110	100.00

CREATININE CLEARANCE >= 30ML/MIN (RELA5,RELB5,RELC2,RELD2)

REL5	Frequency	Percent
Y	4110	100.00

AGE 35-75 YEARS OLD (RELA6, RELB6, RELC3, RELD3)

REL6	Frequency	Percent
Y	4107	99.93
Missing	3	0.07

CURRENT GRAFT IN PLACE >= 6 MOS (RELA7A, RELB7A, RELC4, RELD4)

REL7A	Frequency	Percent
Y	4110	100.00

GRAFT FROM LIVE RELATIVE/CADAVER (RELB7B)

RELB7B	Frequency	Percent
C	357	8.69
L	152	3.70
U	35	0.85
Missing	3566	86.76

TRANSPLANTS OTHER THAN KIDNEY/KIDNEY-PANCREAS (RELC5, RELD5)

RELC5	Frequency	Percent
N	3224	78.44
Missing	886	21.56

PAST 4 WKS: USE VIT SUPPL W/FOLATE/B6/B12 (RELA8, RELB8, RELC6, RELD6)

REL8	Frequency	Percent
N	4110	100.00

2YR SURV- CANCER (RELA9A, RELB9A, RELC7A, RELD7A)

REL9A	Frequency	Percent
N	4110	100.00

2YR SURV- END STAGE CHF/CM (RELA9B, RELB9B, RELC7B, RELD7B)

REL9B	Frequency	Percent
N	4110	100.00

2YR SURV- END STAGE LIVER DIS (RELA9C, RELB9C, RELC7C, RELD7C)

REL9C	Frequency	Percent
N	4110	100.00

2YR SURV- END STAGE PULMONARY DIS (RELA9D, RELB9D, RELC7D, RELD7D)

REL9D	Frequency	Percent
N	4110	100.00

2YR SURV-PROGRESSIVE HIV (RELA9E, RELB9E, RELC7E, RELD7E)

REL9E	Frequency	Percent
N	4110	100.00

2YR SURV- OTH CHRONIC WASTING ILL (RELA9F, RELB9F, RELC7F, RELD7F)

REL9F	Frequency	Percent
N	4110	100.00

GENDER (RELA10, RELB10, RELC8E, RELD8)

REL10	Frequency	Percent
F	1518	36.93
M	2592	63.07

PREGNANT (RELA11A, RELB10, RELC9A, RELD9A)

REL11A	Frequency	Percent
N	1518	36.93
Missing	2592	63.07

LACTATING (RELA11B, RELB11A, RELC9B, RELD9B)

REL11B	Frequency	Percent
N	1518	36.93
Missing	2592	63.07

PATIENT OF CHILDBEARING POTENTIAL (RELA12, RELB12, RELC10, RELD10)

REL12	Frequency	Percent
N	1373	33.41
Y	145	3.53
Missing	2592	63.07

CURRENTLY USING BIRTH CONTROL (RELA13, RELB13, RELC11, RELD11)

REL13	Frequency	Percent
Y	145	3.53
Missing	3965	96.47

PREV RELIABLE PART-REFRACTORY DEPRESSION (RELA14A, RELB14A, RELC12A, RELD12A)

REL14A	Frequency	Percent
N	4110	100.00

PREV RELIABLE PART-SEV COGNITIVE IMPAIR (RELA14B, RELB14B, RELC12B, RELD12B)

REL14B	Frequency	Percent
N	4110	100.00

PREV RELIABLE PARTIC-ALC/OTHER SUBST. ABUSE (RELA14C, RELB14C, RELC12C, RELD12C)

REL14C	Frequency	Percent
N	4110	100.00

NOW IN OTHER STUDY ON CVD RF MGMT (RELA15, RELB15, RELC13, RELD13)

REL15	Frequency	Percent
N	4110	100.00

MI/STROKE/PERC REVASC/LWR EXTR AMPUT-PAST 3 MO (RELA16, RELB16, RELC14, RELD14)

REL16	Frequency	Percent
N	4110	100.00

CORON BYPASS/ABD AORTIC AN REPAIR-PAST 6 MO (RELA17, RELB17, RELC15, RELD15)

REL17	Frequency	Percent
N	4110	100.00

POST-SCREENING REN GRAFT DYSFNCTN/DETERIOR (RELA18, RELB18, RELC16, RELD16)

REL18	Frequency	Percent
N	4110	100.00

RANDOMIZE BY TELEPHONE (RELD18)

RELD18	Frequency	Percent
N	1045	25.43
Y	632	15.38
Missing	2433	59.20

PATIENT RETURNED TO DIALYSIS-DEPENDENCE (RELA19, RELB19, RELC17, RELD17)

REL19	Frequency	Percent
N	4110	100.00

RANDOMIZE THIS PATIENT (RELA20, RELB21, RELC19, RELD20)

REL20	Frequency	Percent
Y	3818	92.90
Missing	292	7.10

BOTTLE CODE ASSIGNED BY DMS (RELA21, RELB23, RELC21, RELD22)

REL21	Frequency	Percent
01	81	1.97
02	79	1.92
03	80	1.95
04	79	1.92
05	80	1.95
06	78	1.90
07	80	1.95
08	81	1.97
09	88	2.14
10	86	2.09
11	83	2.02
12	81	1.97
13	86	2.09
14	84	2.04
15	82	2.00
16	82	2.00
17	174	4.23
18	178	4.33
19	180	4.38
20	176	4.28
21	173	4.21
22	181	4.40
23	175	4.26
24	181	4.40
25	172	4.18

BOTTLE CODE ASSIGNED BY DMS (RELA21, RELB23, RELC21, RELD22)

REL21	Frequency	Percent
26	172	4.18
27	177	4.31
28	177	4.31
29	166	4.04
30	174	4.23
31	165	4.01
32	179	4.36

RANDOMIZE THIS PATIENT-DISCREPANCY (RELB22C, RELC20C, RELD21C)

RELB22C	Frequency	Percent
Y	55	1.34
Missing	4055	98.66

IS DATE OF RANDOMIZATION CORRECT (RELA23)

RELA23	Frequency	Percent
N	8	0.19
Y	331	8.05
Missing	3771	91.75

Data Set Name	RPC_NIDDKv1	Observations	4105
Created	February 6, 2013	Variables	63
Last Modified	February 6, 2013		

#	Variable	Type	Length	Format	Skip Details	Label	Coding if Categorical	Version Change
1	BLINDID	Char	4	$4.		Blind ID		
2	VERS	Char	1	$1.		Form Version		
38	VISIT	Num	8			Study Contact Occasion		
39	FSEQNO	Num	8			Form Sequence Number		
40	RPC1A	Num	8			SEATED BLOOD PRESSURE # 1: SYSTOLIC (RPCA1A)		
41	RPC1B	Num	8			SEATED BLOOD PRESSURE # 1: DIASTOLIC (RPCA1B)		
3	RPC1C	Char	1	$1.		SEATED BLOOD PRESSURE # 1: ARM (RPCA1C)	R=Right L=Left	
42	RPC2	Num	8			HEIGHT IN INCHES (RPCA2)		
43	RPC3	Num	8			WEIGHT IN POUNDS (RPCA3)		
44	RPC4	Num	8			BODY MASS INDEX (RPCA4)		
4	RPC5A	Char	1	$1.	Skip Q 5b-6d if A Skip Q 5b-5c if C	SMOKING STATUS (RPCA5A)	A=Never Smoked B=Current Smoker (defined as at least 1 cigarette per day) C=Ever Smoked	
45	RPC5B	Num	8			CURRENT SMOKER: NUMBER OF YEARS (RPCA5B)		
46	RPC5C	Num	8		Skip Q 6a-6d if 000-100	CURRENT SMOKER: AVG. # OF CIGARETTES PER DAY (RPCA5C)		
47	RPC6A	Num	8			TIME SINCE QUIT SMOKING -YEARS (RPCA6A)		
48	RPC6B	Num	8			TIME SINCE QUIT SMOKING -MONTHS (RPCA6B)		
49	RPC6C	Num	8			PREVIOUS SMOKER: AVG. # OF CIGARETTES PER DAY (RPCA6C)		

#	Variable	Type	Length	Format	Skip Details	Label	Coding if Categorical	Version Change
50	RPC6D	Num	8			PREVIOUS SMOKER: YEARS SMOKED (RPCA6D)		
5	RPC7A	Char	1	$1.		MYOCARDIAL INFARCTION HX (RPCA7A)	M=Medical Record/Chart Review P=Yes, Patient Report Only N=No	
6	RPC7B	Char	1	$1.		CORONARY ARTERY REVASCULARIZATION HX (RPCA7B)	M=Medical Record/Chart Review P=Yes, Patient Report Only N=No	
7	RPC7C	Char	1	$1.		STROKE HISTORY (RPCA7C)	M=Medical Record/Chart Review P=Yes, Patient Report Only N=No	
8	RPC7D	Char	1	$1.		CAROTID ARTERIAL REVASCULARIZATION HX (RPCA7D)	M=Medical Record/Chart Review P=Yes, Patient Report Only N=No	
9	RPC7E	Char	1	$1.		ABD./THORACIC AORTIC ANEURYSM REPAIR HX (RPCA7E)	M=Medical Record/Chart Review P=Yes, Patient Report Only N=No	
10	RPC7F	Char	1	$1.		RENAL ARTERIAL REVASCULARIZATION HX (RPCA7F)	M=Medical Record/Chart Review P=Yes, Patient Report Only N=No	
11	RPC7G	Char	1	$1.		LWR EXTREMITY ARTERIAL REVASCULARIZATION HX (RPCA7G)	M=Medical Record/Chart Review P=Yes, Patient Report Only N=No	
12	RPC7H	Char	1	$1.		LWR EXTREMITY AMPUTATION ABOVE ANKLE HX (RPCA7H)	M=Medical Record/Chart Review P=Yes, Patient Report Only N=No	
13	RPC8	Char	1	$1.		EVER DIAGNOSED WITH DIABETES (RPCA8)	M=Yes, Documented in Medical Record P=Yes, Documented in Patient Report N=No	
14	RPC9	Char	1	$1.	Skip Q 10a-10h if N	EATEN ANY COLD CEREAL 3X PER WEEK (RPCA9)	Y=Yes N=No	
15	RPC10A	Char	1	$1.		NABISCO 100% BRAN (RPCA10A)	Y=Yes N=No	

#	Variable	Type	Length	Format	Skip Details	Label	Coding if Categorical	Version Change
16	RPC10B	Char	1	$1.		GENERAL MILLS MULTI GRAIN CHEERIOS PLUS (RPCA10B)	Y=Yes N=No	
17	RPC10C	Char	1	$1.		GENERAL MILLS TOTAL RAISIN BRAN (RPCA10C)	Y=Yes N=No	
18	RPC10D	Char	1	$1.		GENERAL MILLS TOTAL CORN FLAKES (RPCA10D)	Y=Yes N=No	
19	RPC10E	Char	1	$1.		GENERAL MILLS TOTAL WHOLE GRAIN (RPCA10E)	Y=Yes N=No	
20	RPC10F	Char	1	$1.		KELLOGGS SMART START (RPCA10F)	Y=Yes N=No	
21	RPC10G	Char	1	$1.		KELLOGGS PRODUCT 19 (RPCA10G)	Y=Yes N=No	
22	RPC10H	Char	1	$1.		QUAKER KRETSCHMER HONEY CRUNCH WHEAT GERM (RPCA10H)	Y=Yes N=No	
23	RPC11	Char	1	$1.	Skip Q 12a-12g if N	DRANK ANY DIETARY SUPPLEMENT 3X PER WEEK (RPCA11)	Y=Yes N=No	
24	RPC12A	Char	1	$1.		ENSURE PLUS HN (RPCA12A)	Y=Yes N=No	
25	RPC12B	Char	1	$1.		REPLENA (RPCA12B)	Y=Yes N=No	
26	RPC12C	Char	1	$1.		SANDOZ NUTRITION CITROTEIN (RPCA12C)	Y=Yes N=No	
27	RPC12D	Char	1	$1.		PULMOCARE (RPCA12D)	Y=Yes N=No	
28	RPC12E	Char	1	$1.		MAGNACAL RENAL (RPCA12E)	Y=Yes N=No	
29	RPC12F	Char	1	$1.	Skip Q 12g if N	ANY OTHER (RPCA12F)	Y=Yes N=No	
30	RPC12G	Char	24	$24.		SPECIFY OTHER DIETARY SUPPLEMENT (RPCA12G)		

#	Variable	Type	Length	Format	Skip Details	Label	Coding if Categorical	Version Change
31	RPC13	Char	1	$1.	Skip Q 14 if A	FREQ OF VIGOROUS ACTIVITIES IN PAST MONTH (RPCA13)	A=Not at all B=1-3 Times per month C=1-2 Times per week D=3-4 Times per week E=5 or more times per week	
32	RPC14	Char	1	$1.		AVG. DURATION OF VIGOROUS ACTIVITIES IN PAST MONTH (RPCA14)	A=10-30 minutes B=31-60 minutes C=More than 60 minutes	
33	RPC15	Char	1	$1.	Skip Q 16 if A	FREQ OF WALKS IN PAST MONTH (RPCA15)	A=Not at all B=1-3 Times per month C=1-2 Times per week D=3-4 Times per week E=5 or more times per week	
34	RPC16	Char	1	$1.		AVG. TIME WALKED IN PAST MONTH (RPCA16)	A=10-30 minutes B=31-60 minutes C=More than 60 minutes	
35	RPC17	Char	1	$1.		DURATION OF MOVING ABOUT ON FEET IN PAST MONTH (RPCA17)	A=Not at all B=Less than 1 hour per day C=1 to less than 3 hours per day D=3 to less than 5 hours per day E=5 to less than 7 hours per day F=7 or more hours per day	
60	RPCB18	Char	1	$1.		AVG. DAILY HRS SPENT STAND/MOVING IN PAS	A=Not at all B=Less than 3 hour per day C=3 to less than 5 hours per day D=5 to less than 7 hours per day E=7 or more hours	Added 3/3/05
36	RPC18	Char	1	$1.		AVG. DAILY HOURS SPENT SITTING IN PAST MONTH (RPCA18,RPCB19)	A=Not at all B=Less than 3 hour per day C=3 to less than 6 hours per day D=6 to less than 8 hours per day E=8 or more hours	
51	RPC19	Num	8			NUMBER OF FLIGHTS OF STAIRS CLIMBED UP DAILY (RPCA19,RPCB20)		
52	RPC20A	Num	8			SEATED BLOOD PRESSURE # 2: SYSTOLIC (RPCA20A,RPCB21A)		
53	RPC20B	Num	8			SEATED BLOOD PRESSURE # 2: DIASTOLIC (RPCA20B,RPCB21B)		

#	Variable	Type	Length	Format	Skip Details	Label	Coding if Categorical	Version Change
37	RPC20C	Char	1	$1.		SEATED BLOOD PRESSURE # 2: ARM (RPCA20C, RPCB21C)	R=Right L=Left	
54	RPC21A	Num	8			AVERAGE SYSTOLIC BLOOD PRESSURE (RPCA21A, RPCB22A)		
55	RPC21B	Num	8			AVERAGE DIASTOLIC BLOOD PRESSURE (RPCA21B, RPCB22B)		
56	RPC22	Num	8	MMDDYY10.		DATE OF DATA COLLECTION (RPCA22,RPCB23)		
58	RPC22D	Char	2			Day of DATE OF DATA COLLECTION (RPCA22,RPCB23)		
57	RPC22M	Char	2			Month of DATE OF DATA COLLECTION (RPCA22,RPCB23)		
59	RPC22Y	Char	4			Year of DATE OF DATA COLLECTION (RPCA22,RPCB23)		
61	RPCB24	Char	1	$1.		SCREENING/BASELINE COMBO VISIT (RPCB24)	Y=Yes N=No	Added 3/3/05
62	RPCB25	Char	1	$1.		METHOD OF DATA COLLECTION (RPCB25)	C=Computer P=Paper	Added 3/3/05
63	BLIND_STAFF_ID	Char	3			INITIALS OF DATA COLLECTOR (RPCA23,RPCB26)		

Obs	BLINDID	VERS	RPC1C	RPC5A	RPC7A	RPC7B	RPC7C	RPC7D	RPC7E	RPC7F	RPC7G	RPC7H	RPC8	RPC9	RPC10A	RPC10B	RPC10C
1	0001	A	R	C	N	N	N	N	N	N	N	N	N	Y	N	N	N
2	0002	A	R	A	N	N	N	N	N	N	N	N	N	N			
3	0003	A	R	C	N	N	N	N	N	N	N	N	N	Y	N	N	N
4	0004	A	L	C	N	N	N	N	N	N	N	N	M	N			
5	0005	A	R	A	N	N	N	N	N	N	N	N	M	N			
6	0006	A	R	A	N	N	N	N	N	N	N	N	P	N			
7	0007	A	L	B	N	N	N	N	N	N	N	N	N	N			
8	0008	A	L	B	N	N	N	N	N	N	N	N	N	N			

Obs	BLINDID	VERS	RPC1C	RPC5A	RPC7A	RPC7B	RPC7C	RPC7D	RPC7E	RPC7F	RPC7G	RPC7H	RPC8	RPC9	RPC10A	RPC10B	RPC10C
9	0009	A	R	A	N	N	N	N	N	N	N	N	N	Y	N	N	N
10	0010	A	L	A	N	N	N	N	N	N	N	N	N	N			

Obs	RPC10D	RPC10E	RPC10F	RPC10G	RPC10H	RPC11	RPC12A	RPC12B	RPC12C	RPC12D	RPC12E	RPC12F	RPC12G	RPC13	RPC14	RPC15
1	N	N	N	N	N	N								D	C	D
2						N								D	A	E
3	N	N	N	N	N	N								A		A
4						N								D	B	E
5						N								C	A	C
6						N								E	C	E
7						Y	N	N	N	N	N	Y	UNK	E	B	E
8						N								A		E
9	N	N	N	N	N	N								D	B	B
10						N								D	B	A

Obs	RPC16	RPC17	RPC18	RPC20C	VISIT	FSEQNO	RPC1A	RPC1B	RPC2	RPC3	RPC4	RPC5B	RPC5C	RPC6A	RPC6B	RPC6C	RPC6D	RPC19
1	A	E	C	R	1	0	138	60	72	203	28			34		20	12	0
2	A	D	C	R	1	0	128	80	64	160	28							15
3		C	D	R	1	0	132	74	72	198	27			15		30	15	1
4	B	E	B	L	1	0	161	86	65	136	23			12	0	20	23	0
5	A	F	B	R	1	0	132	88	60	144	28							1
6	B	C	C	R	1	0	138	83	71	205	29							2
7	B	E	B	L	1	0	146	82	65	124	21	15	5					1
8	A	D	C	L	1	0	140	89	71	200	28	30	30					0
9	A	C	D	R	1	0	109	76	71	168	23							1
10		F	C	L	1	0	110	79	70	188	27							2

NIDDK Closure Data Dictionary - Based on data retrieved May 17, 2010
Contents and Listing of 10 Obs. from Dataset RPC

Obs	RPC20A	RPC20B	RPC21A	RPC21B	RPC22	RPC22M	RPC22D	RPC22Y	RPCB18	RPCB24	RPCB25	BLIND_STAFF_ID
1	132	64	135	62	07/24/2003	07	24	2003				354
2	124	76	126	78	09/27/2002	09	27	2002				322
3	129	81	131	78	03/11/2003	03	11	2003				297
4	180	93	171	90	04/29/2003	04	29	2003				031
5	146	86	139	87	04/29/2003	04	29	2003				138
6	120	81	129	82	01/23/2003	01	23	2003				144
7	158	88	152	85	05/29/2003	05	29	2003				076
8	132	85	136	87	08/22/2003	08	22	2003				181
9	112	73	111	75	01/17/2003	01	17	2003				137
10	105	70	108	75	07/23/2003	07	23	2003				181

Form Version		
VERS	Frequency	Percent
A	2387	58.15
B	1718	41.85

SEATED BLOOD PRESSURE # 1: ARM (RPCA1C)		
RPC1C	Frequency	Percent
L	895	21.80
R	3056	74.45
Missing	154	3.75

SMOKING STATUS (RPCA5A)		
RPC5A	Frequency	Percent
A	2001	48.75
B	451	10.99
C	1611	39.24
Missing	42	1.02

MYOCARDIAL INFARCTION HX (RPCA7A)		
RPC7A	Frequency	Percent
M	171	4.17
N	3757	91.52
P	168	4.09
Missing	9	0.22

CORONARY ARTERY REVASCULARIZATION HX (RPCA7B)		
RPC7B	Frequency	Percent
M	243	5.92
N	3675	89.52
P	178	4.34
Missing	9	0.22

STROKE HISTORY (RPCA7C)		
RPC7C	Frequency	Percent
M	91	2.22
N	3866	94.18
P	139	3.39
Missing	9	0.22

CAROTID ARTERIAL REVASCULARIZATION HX (RPCA7D)		
RPC7D	Frequency	Percent
M	22	0.54
N	4046	98.56
P	29	0.71
Missing	8	0.19

ABD./THORACIC AORTIC ANEURYSM REPAIR HX (RPCA7E)		
RPC7E	Frequency	Percent
M	13	0.32
N	4074	99.24
P	10	0.24
Missing	8	0.19

RENAL ARTERIAL REVASCULARIZATION HX (RPCA7F)		
RPC7F	Frequency	Percent
M	17	0.41
N	4028	98.12
P	50	1.22
Missing	10	0.24

LWR EXTREMITY ARTERIAL REVASCULARIZATION HX (RPCA7G)		
RPC7G	Frequency	Percent
M	52	1.27
N	4000	97.44
P	47	1.14
Missing	6	0.15

LWR EXTREMITY AMPUTATION ABOVE ANKLE HX (RPCA7H)

RPC7H	Frequency	Percent
M	45	1.10
N	4034	98.27
P	20	0.49
Missing	6	0.15

EVER DIAGNOSED WITH DIABETES (RPCA8)

RPC8	Frequency	Percent
M	1120	27.28
N	2505	61.02
P	478	11.64
Missing	2	0.05

EATEN ANY COLD CEREAL 3X PER WEEK (RPCA9)

RPC9	Frequency	Percent
N	2798	68.16
Y	1267	30.86
Missing	40	0.97

NABISCO 100% BRAN (RPCA10A)

RPC10A	Frequency	Percent
N	1216	29.62
Y	48	1.17
Missing	2841	69.21

GENERAL MILLS MULTI GRAIN CHEERIOS PLUS (RPCA10B)

RPC10B	Frequency	Percent
N	1057	25.75
Y	208	5.07
Missing	2840	69.18

GENERAL MILLS TOTAL RAISIN BRAN (RPCA10C)

RPC10C	Frequency	Percent
N	1068	26.02
Y	196	4.77
Missing	2841	69.21

GENERAL MILLS TOTAL CORN FLAKES (RPCA10D)

RPC10D	Frequency	Percent
N	1096	26.70
Y	168	4.09
Missing	2841	69.21

GENERAL MILLS TOTAL WHOLE GRAIN (RPCA10E)

RPC10E	Frequency	Percent
N	1207	29.40
Y	57	1.39
Missing	2841	69.21

KELLOGGS SMART START (RPCA10F)

RPC10F	Frequency	Percent
N	1223	29.79
Y	39	0.95
Missing	2843	69.26

KELLOGGS PRODUCT 19 (RPCA10G)

RPC10G	Frequency	Percent
N	1241	30.23
Y	22	0.54
Missing	2842	69.23

QUAKER KRETSCHMER HONEY CRUNCH WHEAT GERM (RPCA10H)

RPC10H	Frequency	Percent
N	1251	30.48
Y	11	0.27
Missing	2843	69.26

DRANK ANY DIETARY SUPPLEMENT 3X PER WEEK (RPCA11)

RPC11	Frequency	Percent
N	3966	96.61
Y	96	2.34
Missing	43	1.05

ENSURE PLUS HN (RPCA12A)

RPC12A	Frequency	Percent
N	77	1.88
Y	15	0.37
Missing	4013	97.76

REPLENA (RPCA12B)

RPC12B	Frequency	Percent
N	92	2.24
Missing	4013	97.76

SANDOZ NUTRITION CITROTEIN (RPCA12C)

RPC12C	Frequency	Percent
N	92	2.24
Missing	4013	97.76

PULMOCARE (RPCA12D)

RPC12D	Frequency	Percent
N	92	2.24
Missing	4013	97.76

MAGNACAL RENAL (RPCA12E)

RPC12E	Frequency	Percent
N	91	2.22
Y	1	0.02
Missing	4013	97.76

ANY OTHER (RPCA12F)

RPC12F	Frequency	Percent
N	18	0.44
Y	73	1.78
Missing	4014	97.78

FREQ OF VIGOROUS ACTIVITIES IN PAST MONTH (RPCA13)

RPC13	Frequency	Percent
A	1852	45.12
B	628	15.30
C	595	14.49
D	553	13.47
E	439	10.69
Missing	38	0.93

AVG. DURATION OF VIGOROUS ACTIVITIES IN PAST MONTH (RPCA14)

RPC14	Frequency	Percent
A	1350	32.89
B	560	13.64
C	305	7.43
Missing	1890	46.04

FREQ OF WALKS IN PAST MONTH (RPCA15)

RPC15	Frequency	Percent
A	1025	24.97
B	568	13.84
C	786	19.15
D	695	16.93
E	981	23.90
Missing	50	1.22

AVG. TIME WALKED IN PAST MONTH (RPCA16)

RPC16	Frequency	Percent
A	2069	50.40
B	672	16.37
C	287	6.99
Missing	1077	26.24

DURATION OF MOVING ABOUT ON FEET IN PAST MONTH (RPCA17)

RPC17	Frequency	Percent
A	73	1.78
B	233	5.68
C	901	21.95
D	959	23.36
E	891	21.71
F	996	24.26
Missing	52	1.27

AVG. DAILY HRS SPENT STAND/MOVING IN PAS

RPCB18	Frequency	Percent
A	134	3.26
B	278	6.77
C	416	10.13
D	242	5.90
E	254	6.19
F	335	8.16
Missing	2446	59.59

AVG. DAILY HOURS SPENT SITTING IN PAST MONTH (RPCA18,RPCB19)

RPC18	Frequency	Percent
A	34	0.83
B	761	18.54
C	1781	43.39
D	834	20.32
E	651	15.86
Missing	44	1.07

SEATED BLOOD PRESSURE # 2: ARM (RPCA20C, RPCB21C)

RPC20C	Frequency	Percent
L	879	21.41
R	2952	71.91
Missing	274	6.67

SCREENING/BASELINE COMBO VISIT (RPCB24)

RPCB24	Frequency	Percent
N	1022	24.90
Y	696	16.95
Missing	2387	58.15

METHOD OF DATA COLLECTION (RPCB25)

RPCB25	Frequency	Percent
C	103	2.51
P	1615	39.34
Missing	2387	58.15

Variable	*Label*	*N*	*Mean*	*Median*	*Std Dev*	*Minimum*	*Maximum*
RPC1A	SEATED BLOOD PRESSURE # 1: SYSTOLIC (RPCA1A)	4067	137.01	135.00	20.92	70.00	249.00
RPC1B	SEATED BLOOD PRESSURE # 1: DIASTOLIC (RPCA1B)	4062	78.78	78.00	12.90	31.00	139.00
RPC2	HEIGHT IN INCHES (RPCA2)	3999	67.13	67.00	4.07	49.00	81.00
RPC3	WEIGHT IN POUNDS (RPCA3)	4086	186.94	182.00	44.29	75.00	407.00
RPC4	BODY MASS INDEX (RPCA4)	3989	29.17	28.00	6.24	16.00	60.00
RPC5B	CURRENT SMOKER: NUMBER OF YEARS (RPCA5B)	447	25.24	25.00	11.88	0.00	54.00
RPC5C	CURRENT SMOKER: AVG. # OF CIGARETTES PER DAY (RPCA5C)	452	12.13	10.00	8.00	0.00	40.00
RPC6A	TIME SINCE QUIT SMOKING -YEARS (RPCA6A)	1581	15.98	15.00	11.30	0.00	57.00
RPC6B	TIME SINCE QUIT SMOKING -MONTHS (RPCA6B)	1040	1.10	0.00	2.52	0.00	11.00
RPC6C	PREVIOUS SMOKER: AVG. # OF CIGARETTES PER DAY (RPCA6C)	1597	18.30	20.00	14.53	0.00	100.00
RPC6D	PREVIOUS SMOKER: YEARS SMOKED (RPCA6D)	1588	16.81	15.00	10.91	0.00	55.00
RPC19	NUMBER OF FLIGHTS OF STAIRS CLIMBED UP DAILY (RPCA19,RPCB20)	3862	4.01	2.00	6.12	0.00	99.00
RPC20A	SEATED BLOOD PRESSURE # 2: SYSTOLIC (RPCA20A,RPCB21A)	3845	135.35	134.00	20.10	70.00	246.00
RPC20B	SEATED BLOOD PRESSURE # 2: DIASTOLIC (RPCA20B,RPCB21B)	3840	78.28	78.00	12.36	40.00	143.00
RPC21A	AVERAGE SYSTOLIC BLOOD PRESSURE (RPCA21A, RPCB22A)	4073	136.21	134.00	19.74	70.00	248.00
RPC21B	AVERAGE DIASTOLIC BLOOD PRESSURE (RPCA21B, RPCB22B)	4071	78.63	78.00	12.15	36.00	139.00

NIDDK Closure Data Dictionary - Based on data retrieved May 17, 2010

RPC : SEATED BLOOD PRESSURE # 1: SYSTOLIC (RPCA1A)

	N	%
Missing Values	38	0.9

Quantiles	
Min	70.0
1%	98.0
5%	108.0
10%	112.0
25% Q1	122.0
50% Med	135.0
75% Q3	150.0
90%	163.0
95%	174.0
99%	200.0
Max	249.0

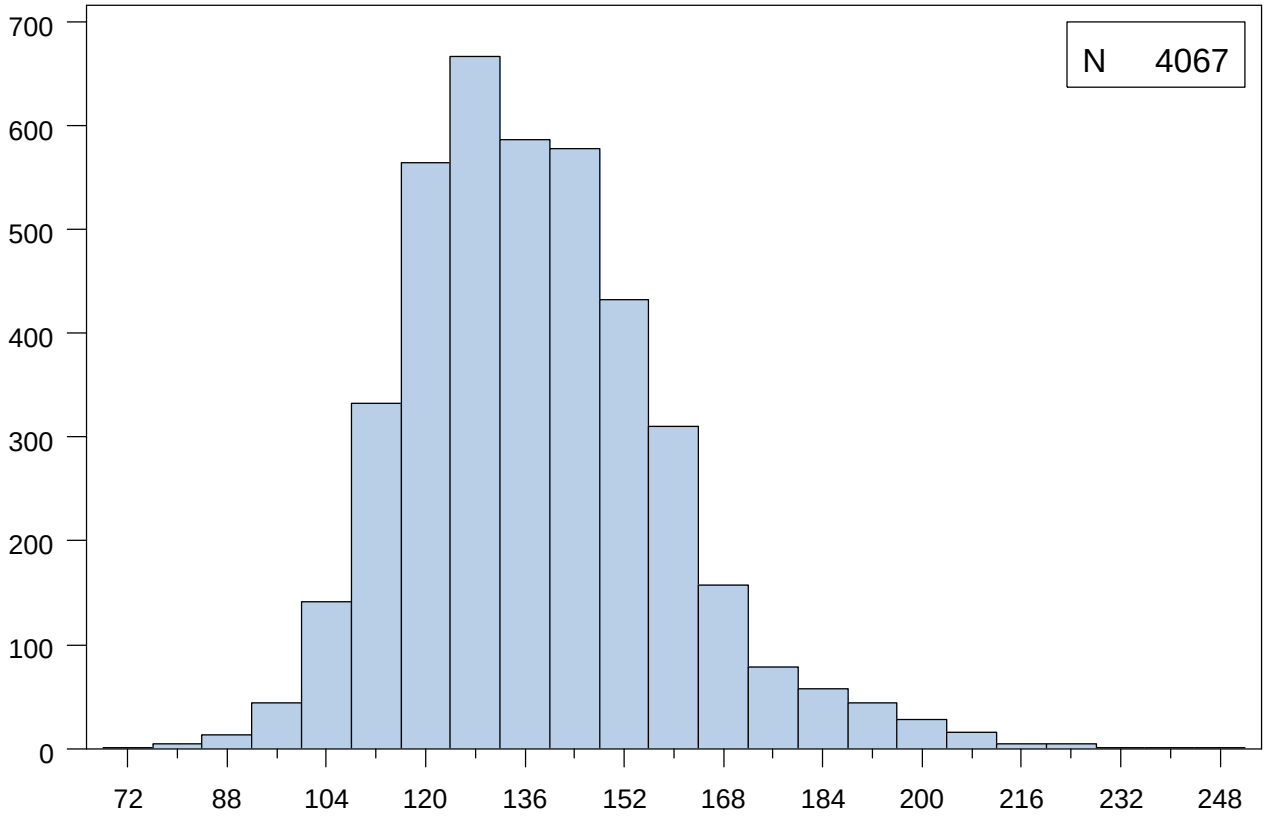

Extremes	
Lowest	N
70.0	1
76.0	1
79.0	1
80.0	1
82.0	1
Highest	N
226.0	1
227.0	2
230.0	1
242.0	1
249.0	1

Mean	137.0	Median	135.0	Mode	130.0
Standard Deviation	20.9	Interquartile Range	28.0	Range	179.0

NIDDK Closure Data Dictionary - Based on data retrieved May 17, 2010

RPC : SEATED BLOOD PRESSURE # 1: DIASTOLIC (RPCA1B)

	N	%
Missing Values	43	1.0

Quantiles	
Min	31.0
1%	50.0
5%	60.0
10%	62.0
25% Q1	70.0
50% Med	78.0
75% Q3	86.0
90%	95.0
95%	100.0
99%	116.0
Max	139.0

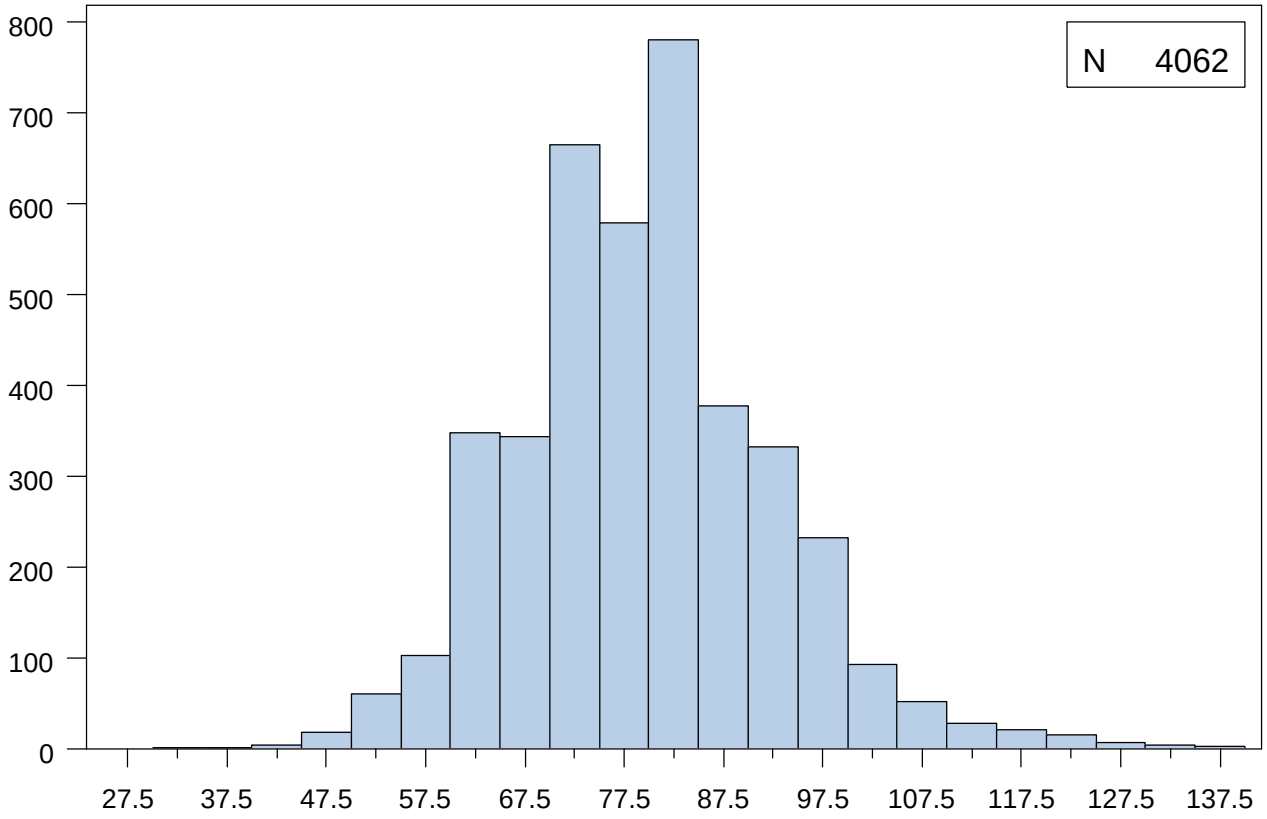

Extremes	
Lowest	N
31.0	1
36.0	1
43.0	3
45.0	2
46.0	4
Highest	N
129.0	2
130.0	2
131.0	2
138.0	1
139.0	1

Mean	78.8	Median	78.0	Mode	80.0
Standard Deviation	12.9	Interquartile Range	16.0	Range	108.0

Job FV186105a by UCCKXJ on 06FEB13 06:23

NIDDK Closure Data Dictionary - Based on data retrieved May 17, 2010

RPC : HEIGHT IN INCHES (RPCA2)

	N	%
Missing Values	106	2.6

Quantiles	
Min	49.0
1%	58.0
5%	60.0
10%	62.0
25% Q1	64.0
50% Med	67.0
75% Q3	70.0
90%	72.0
95%	73.0
99%	76.0
Max	81.0

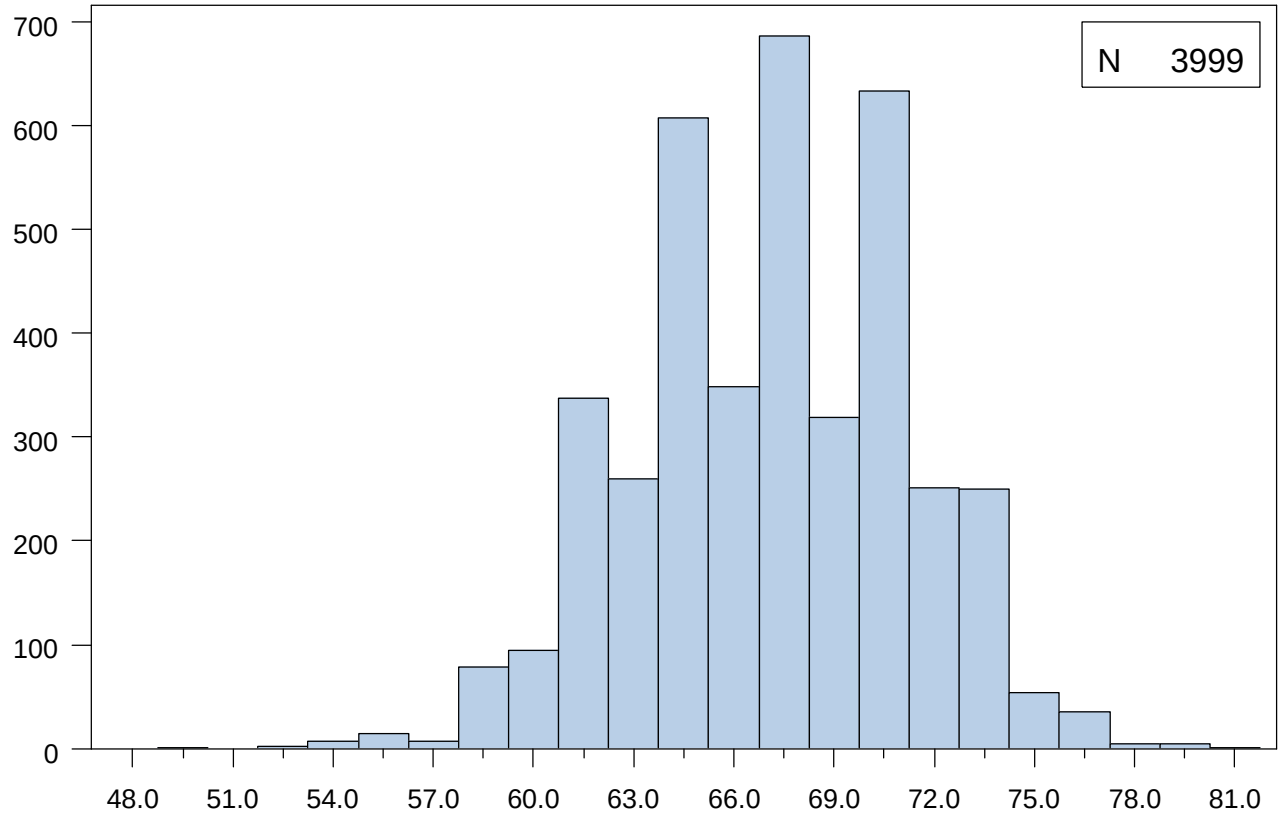

Extremes	
Lowest	N
49.0	1
52.0	2
54.0	7
55.0	4
56.0	10
Highest	N
77.0	14
78.0	4
79.0	3
80.0	1
81.0	1

Mean	67.1	Median	67.0	Mode	68.0
Standard Deviation	4.1	Interquartile Range	6.0	Range	32.0

NIDDK Closure Data Dictionary - Based on data retrieved May 17, 2010

RPC : WEIGHT IN POUNDS (RPCA3)

	N	%
Missing Values	19	0.5

Quantiles	
Min	75.0
1%	108.0
5%	125.0
10%	134.0
25% Q1	155.0
50% Med	182.0
75% Q3	213.0
90%	248.0
95%	267.0
99%	312.0
Max	407.0

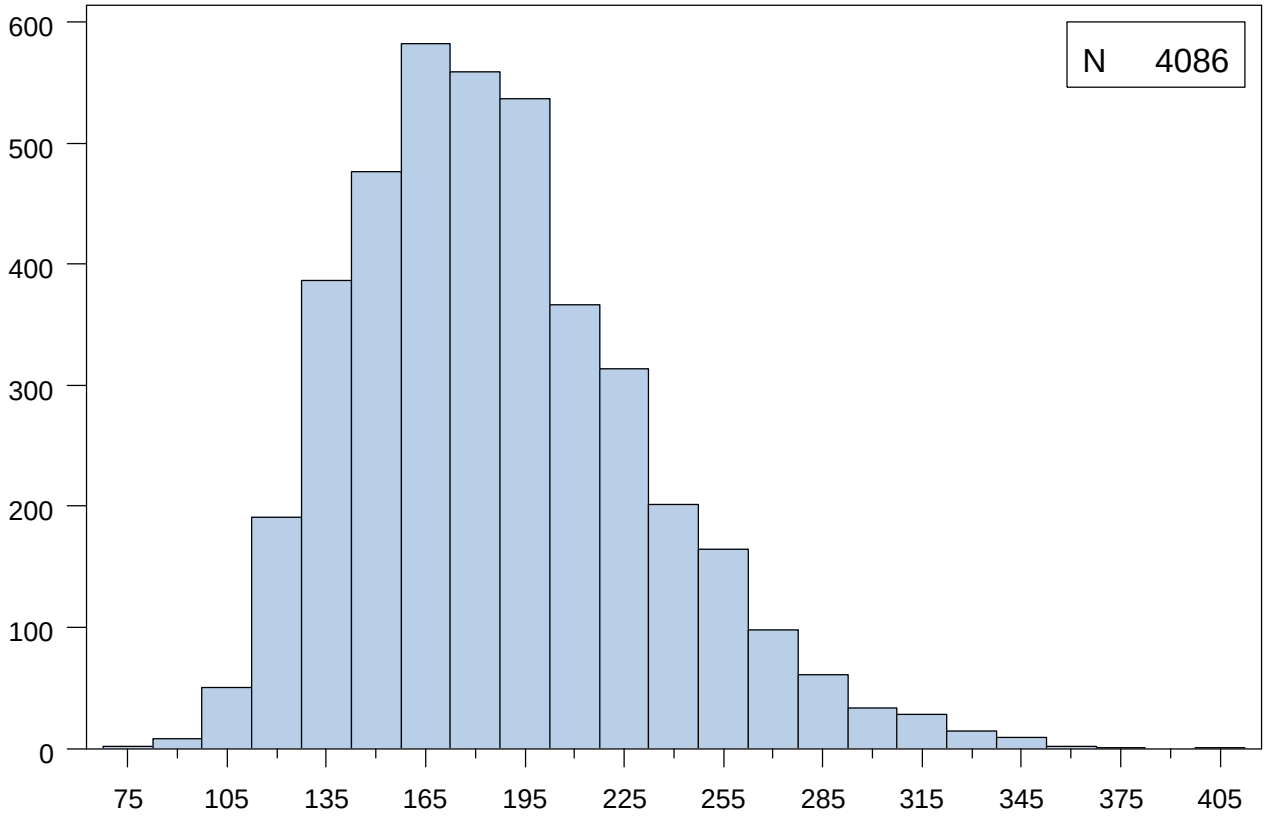

Extremes	
Lowest	N
75.0	1
82.0	1
84.0	1
90.0	1
92.0	1
Highest	N
352.0	1
360.0	1
364.0	1
379.0	1
407.0	1

Mean	186.9	Median	182.0	Mode	180.0
Standard Deviation	44.3	Interquartile Range	58.0	Range	332.0

NIDDK Closure Data Dictionary - Based on data retrieved May 17, 2010

RPC : BODY MASS INDEX (RPCA4)

	N	%
Missing Values	116	2.8

Quantiles	
Min	16.0
1%	19.0
5%	21.0
10%	22.0
25% Q1	25.0
50% Med	28.0
75% Q3	33.0
90%	38.0
95%	41.0
99%	48.0
Max	60.0

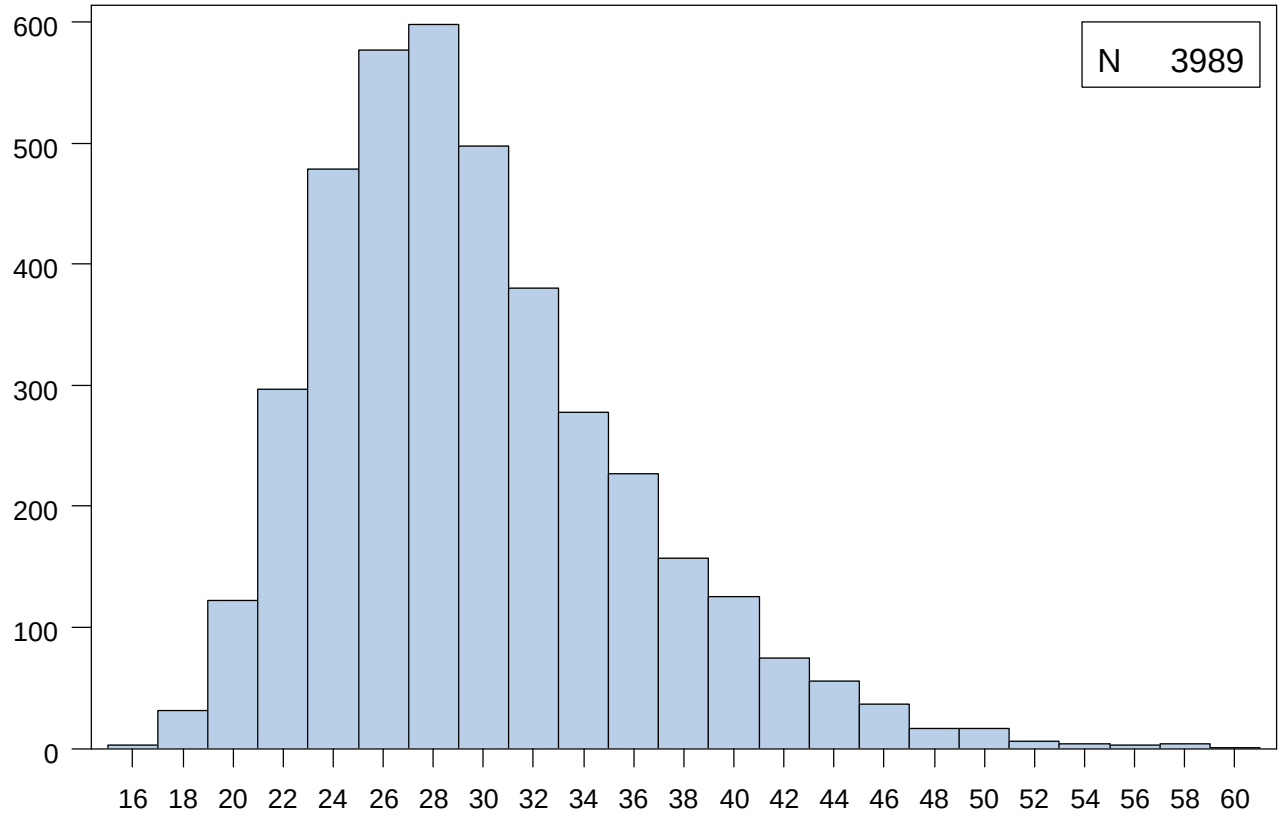

Extremes	
Lowest	N
16.0	3
17.0	6
18.0	25
19.0	42
20.0	80
Highest	N
55.0	2
56.0	1
57.0	3
58.0	1
60.0	1

Mean	29.2	Median	28.0	Mode	25.0
Standard Deviation	6.2	Interquartile Range	8.0	Range	44.0

RPC : CURRENT SMOKER: NUMBER OF YEARS (RPCA5B)

	N	%
Missing Values	3658	89.1

Quantiles	
Min	0.0
1%	1.0
5%	3.0
10%	8.0
25% Q1	20.0
50% Med	25.0
75% Q3	32.0
90%	40.0
95%	44.0
99%	50.0
Max	54.0

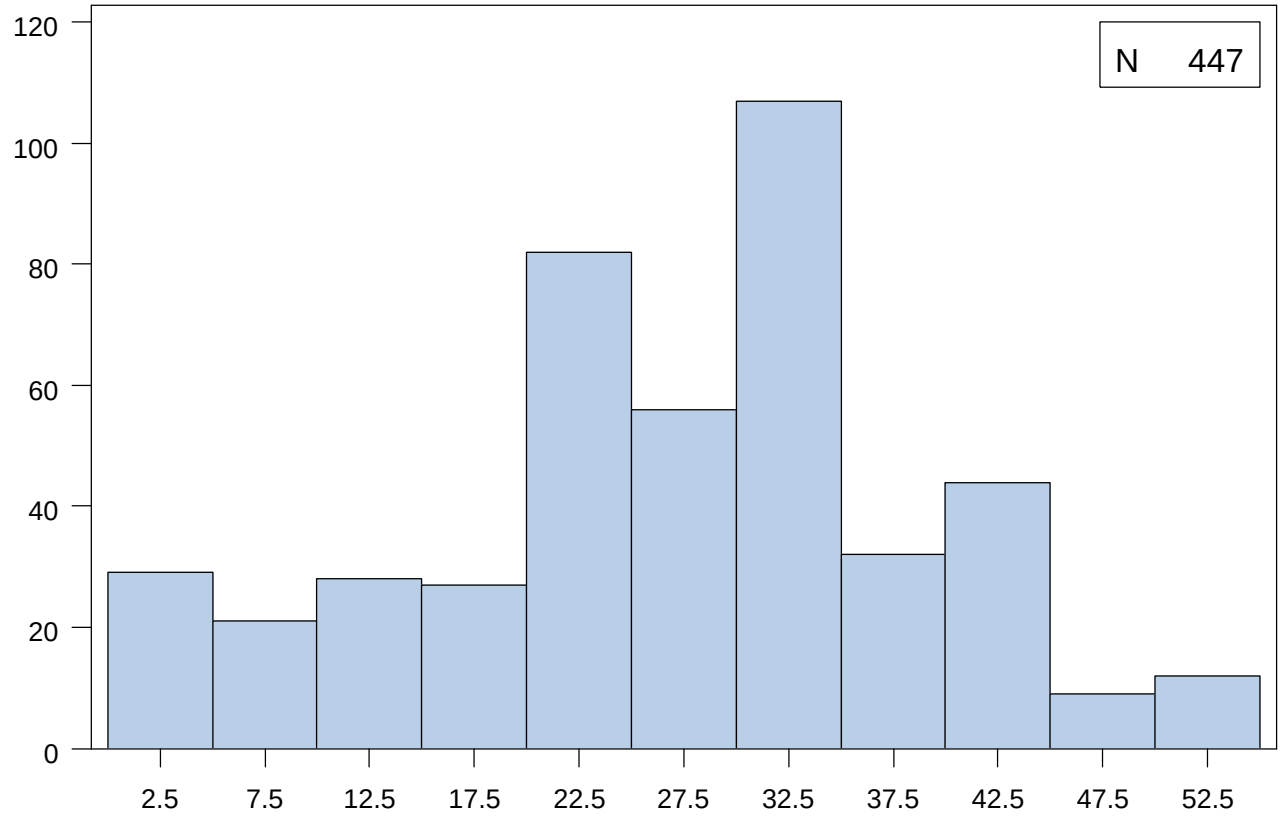

Extremes	
Lowest	N
0.0	3
0.5	1
1.0	11
2.0	4
3.0	8
Highest	N
47.0	1
48.0	2
49.0	1
50.0	11
54.0	1

Mean	25.2	Median	25.0	Mode	30.0
Standard Deviation	11.9	Interquartile Range	12.0	Range	54.0

RPC : CURRENT SMOKER: AVG. # OF CIGARETTES PER DAY (RPCA5C)

	N	%
Missing Values	3653	89.0

Quantiles	
Min	0.0
1%	1.0
5%	2.0
10%	3.0
25% Q1	5.0
50% Med	10.0
75% Q3	20.0
90%	20.0
95%	30.0
99%	30.0
Max	40.0

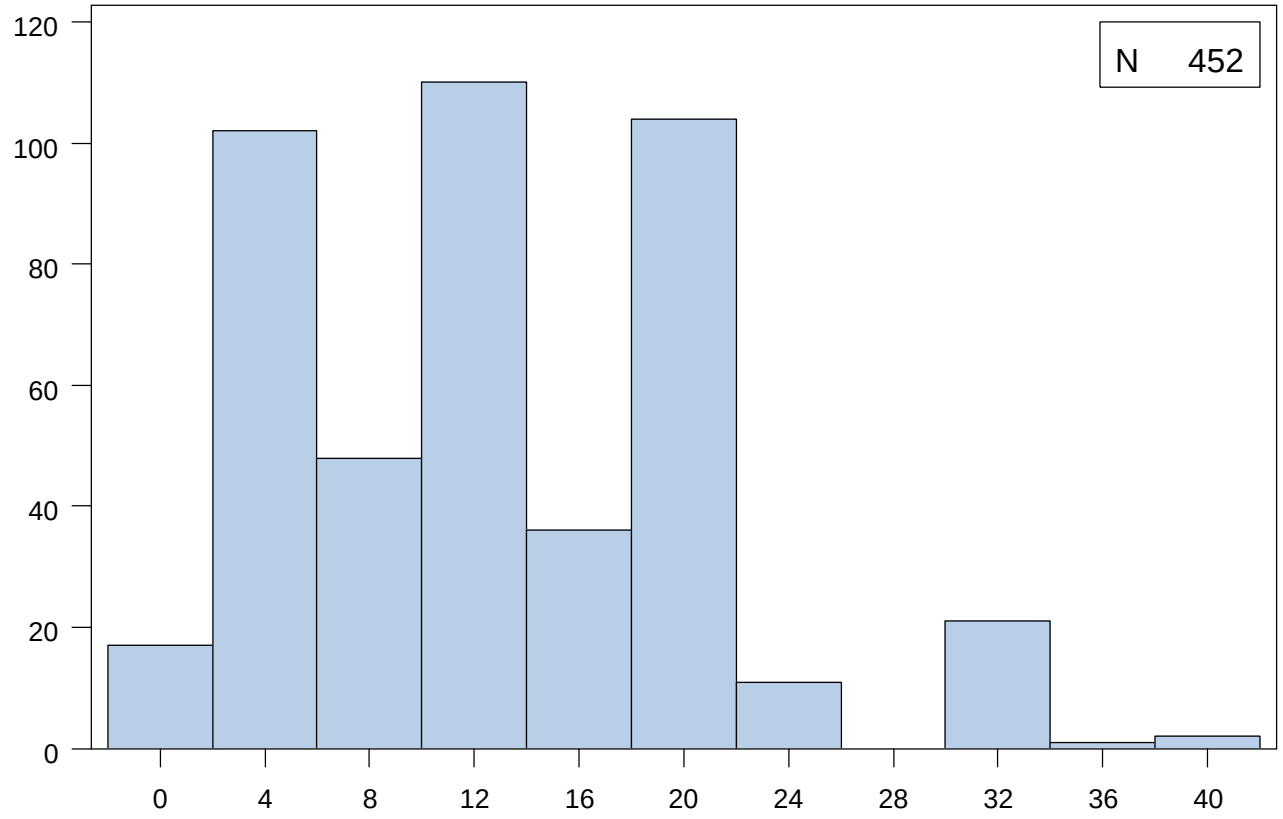

Extremes	
Lowest	N
0.0	2
1.0	15
2.0	27
3.0	24
4.0	25
Highest	N
24.0	1
25.0	10
30.0	21
35.0	1
40.0	2

Mean	12.1	Median	10.0	Mode	20.0
Standard Deviation	8.0	Interquartile Range	15.0	Range	40.0

NIDDK Closure Data Dictionary - Based on data retrieved May 17, 2010

RPC : TIME SINCE QUIT SMOKING -YEARS (RPCA6A)

	N	%
Missing Values	2524	61.5

Quantiles	
Min	0.0
1%	0.0
5%	1.0
10%	3.0
25% Q1	6.0
50% Med	15.0
75% Q3	24.0
90%	31.0
95%	38.0
99%	46.0
Max	57.0

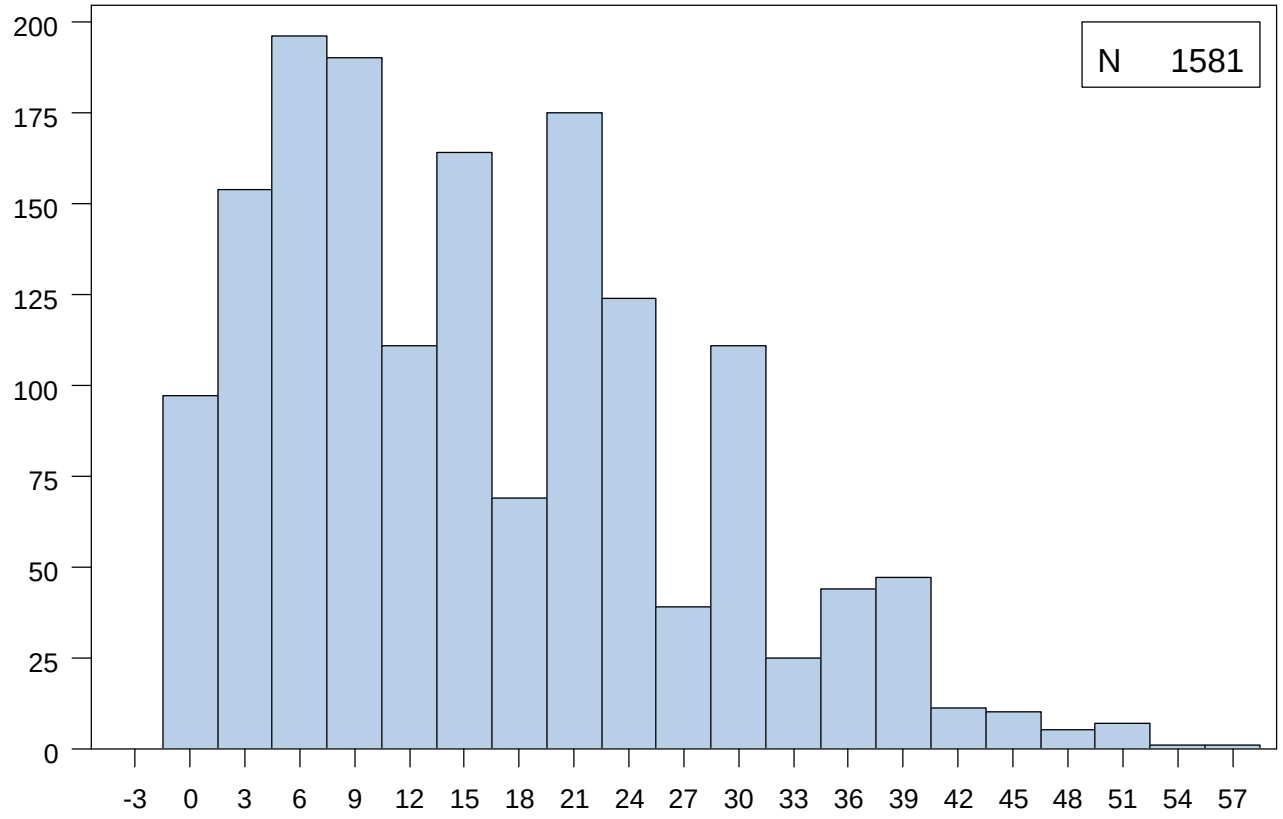

Extremes	
Lowest	N
0.0	48
1.0	49
2.0	56
3.0	48
4.0	50
Highest	N
47.0	2
48.0	3
50.0	7
54.0	1
57.0	1

Mean	16.0	Median	15.0	Mode	20.0
Standard Deviation	11.3	Interquartile Range	18.0	Range	57.0

NIDDK Closure Data Dictionary - Based on data retrieved May 17, 2010

RPC : TIME SINCE QUIT SMOKING -MONTHS (RPCA6B)

	N	%
Missing Values	3065	74.7

Quantiles	
Min	0.0
1%	0.0
5%	0.0
10%	0.0
25% Q1	0.0
50% Med	0.0
75% Q3	0.0
90%	6.0
95%	7.0
99%	10.0
Max	11.0

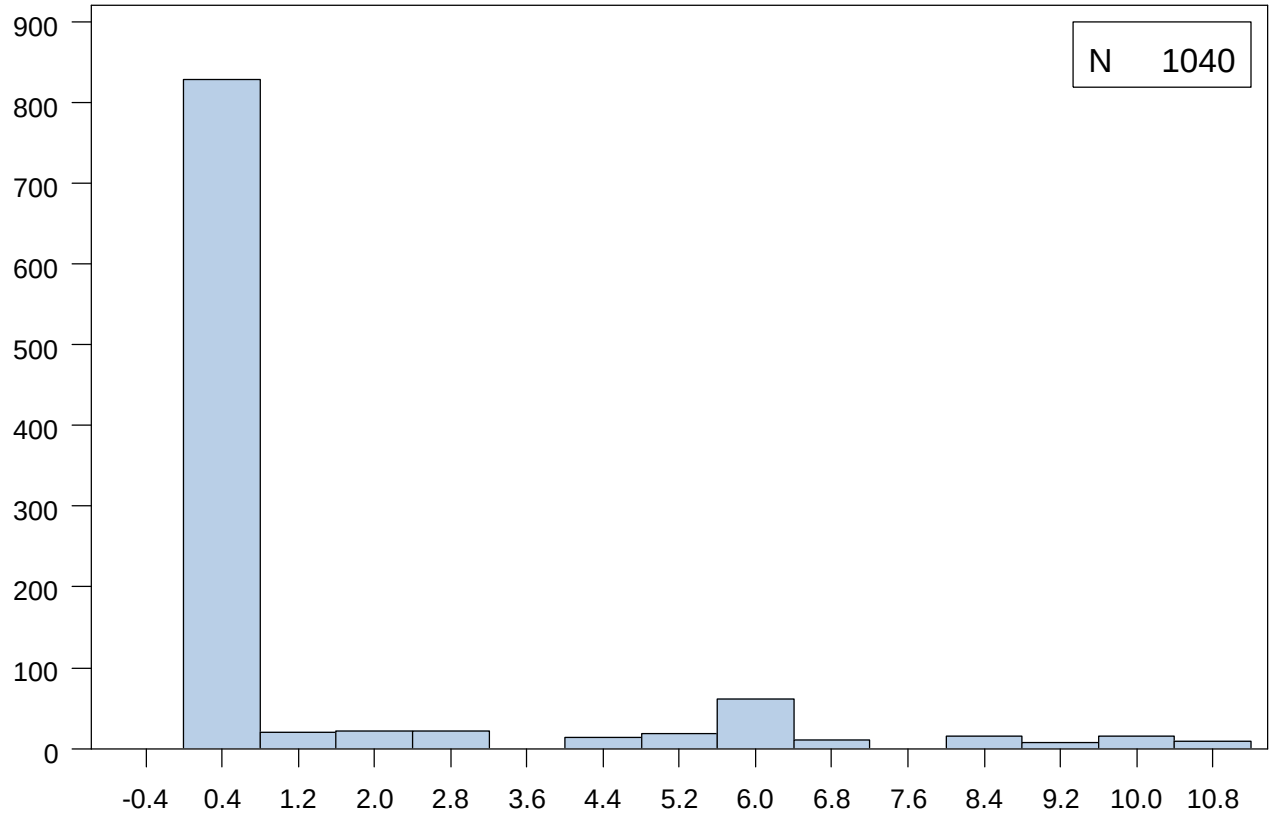

Extremes	
Lowest	N
0.0	828
1.0	20
2.0	21
3.0	21
4.0	14
Highest	N
7.0	10
8.0	15
9.0	8
10.0	15
11.0	9

Mean	1.1	Median	0.0	Mode	0.0
Standard Deviation	2.5	Interquartile Range	0.0	Range	11.0

NIDDK Closure Data Dictionary - Based on data retrieved May 17, 2010

RPC : PREVIOUS SMOKER: AVG. # OF CIGARETTES PER DAY (RPCA6C)

	N	%
Missing Values	2508	61.1

Quantiles	
Min	0.0
1%	1.0
5%	2.0
10%	3.0
25% Q1	8.0
50% Med	20.0
75% Q3	20.0
90%	40.0
95%	40.0
99%	60.0
Max	100.0

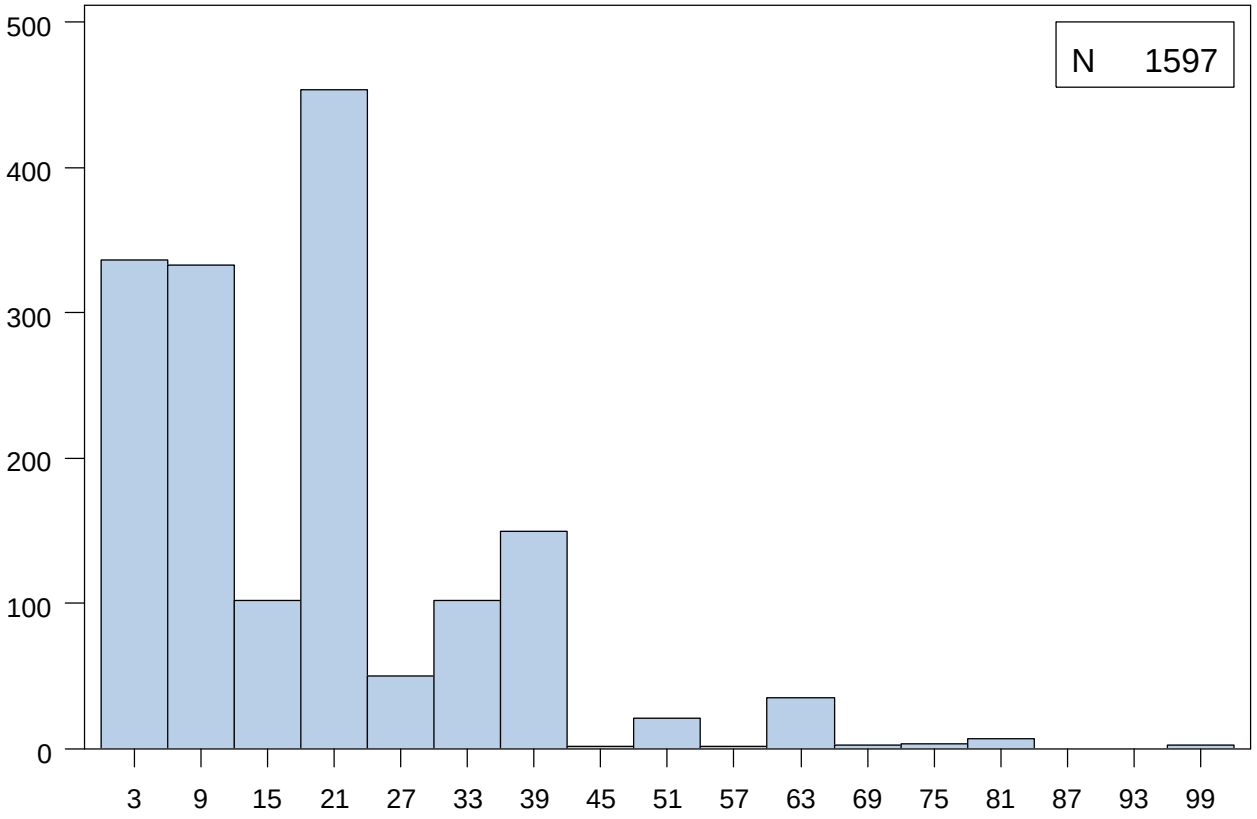

Extremes	
Lowest	N
0.0	4
1.0	60
2.0	71
3.0	91
4.0	46
Highest	N
60.0	35
70.0	2
75.0	3
80.0	7
100.0	2

Mean	18.3	Median	20.0	Mode	20.0
Standard Deviation	14.5	Interquartile Range	12.0	Range	100.0

RPC : PREVIOUS SMOKER: YEARS SMOKED (RPCA6D)

	N	%
Missing Values	2517	61.3

Quantiles	
Min	0.0
1%	1.0
5%	2.0
10%	3.0
25% Q1	8.0
50% Med	15.0
75% Q3	25.0
90%	31.0
95%	37.0
99%	45.0
Max	55.0

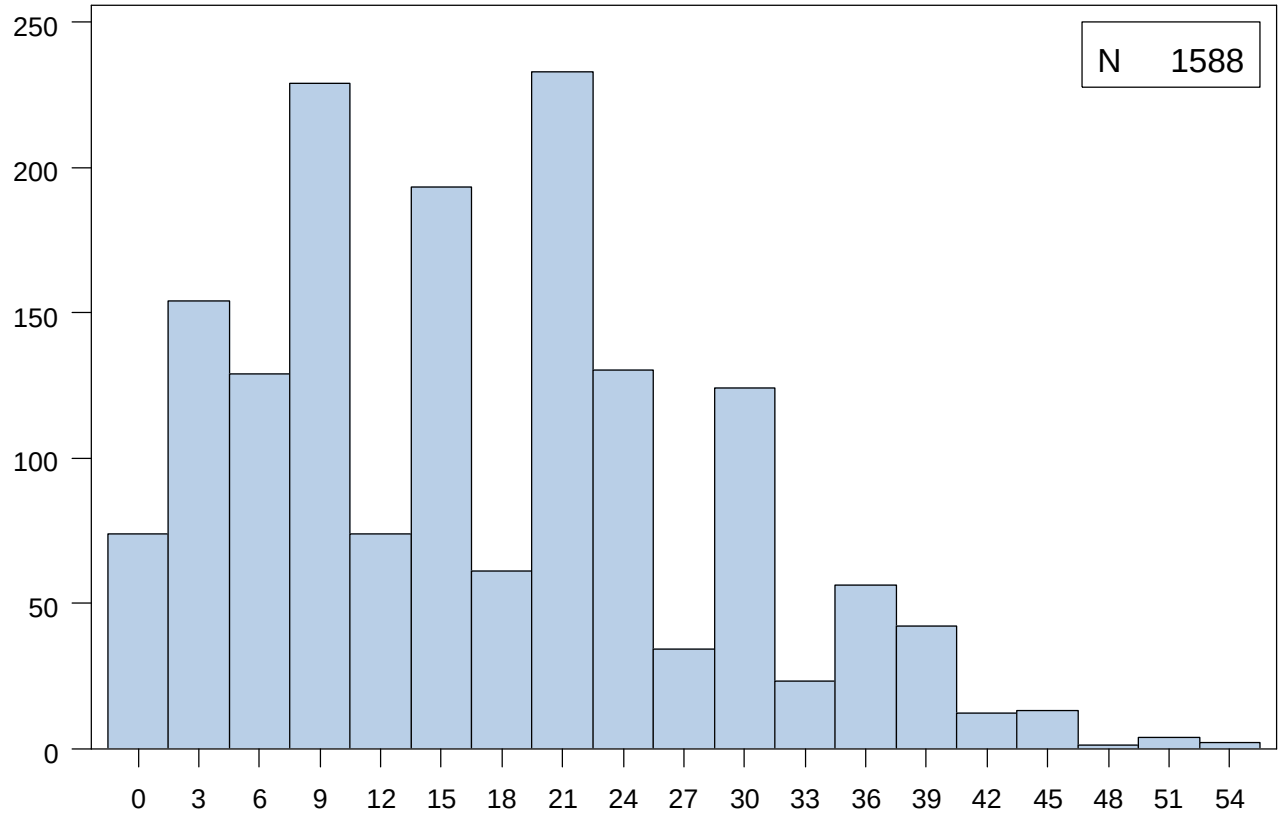

Extremes	
Lowest	N
0.0	7
0.5	2
1.0	65
2.0	61
3.0	54
Highest	N
48.0	1
50.0	3
51.0	1
53.0	1
55.0	1

Mean	16.8	Median	15.0	Mode	20.0
Standard Deviation	10.9	Interquartile Range	17.0	Range	55.0

RPC : NUMBER OF FLIGHTS OF STAIRS CLIMBED UP DAILY (RPCA19,RPCB20)

	N	%
Missing Values	243	5.9

Quantiles	
Min	0.0
1%	0.0
5%	0.0
10%	0.0
25% Q1	0.0
50% Med	2.0
75% Q3	6.0
90%	10.0
95%	15.0
99%	30.0
Max	99.0

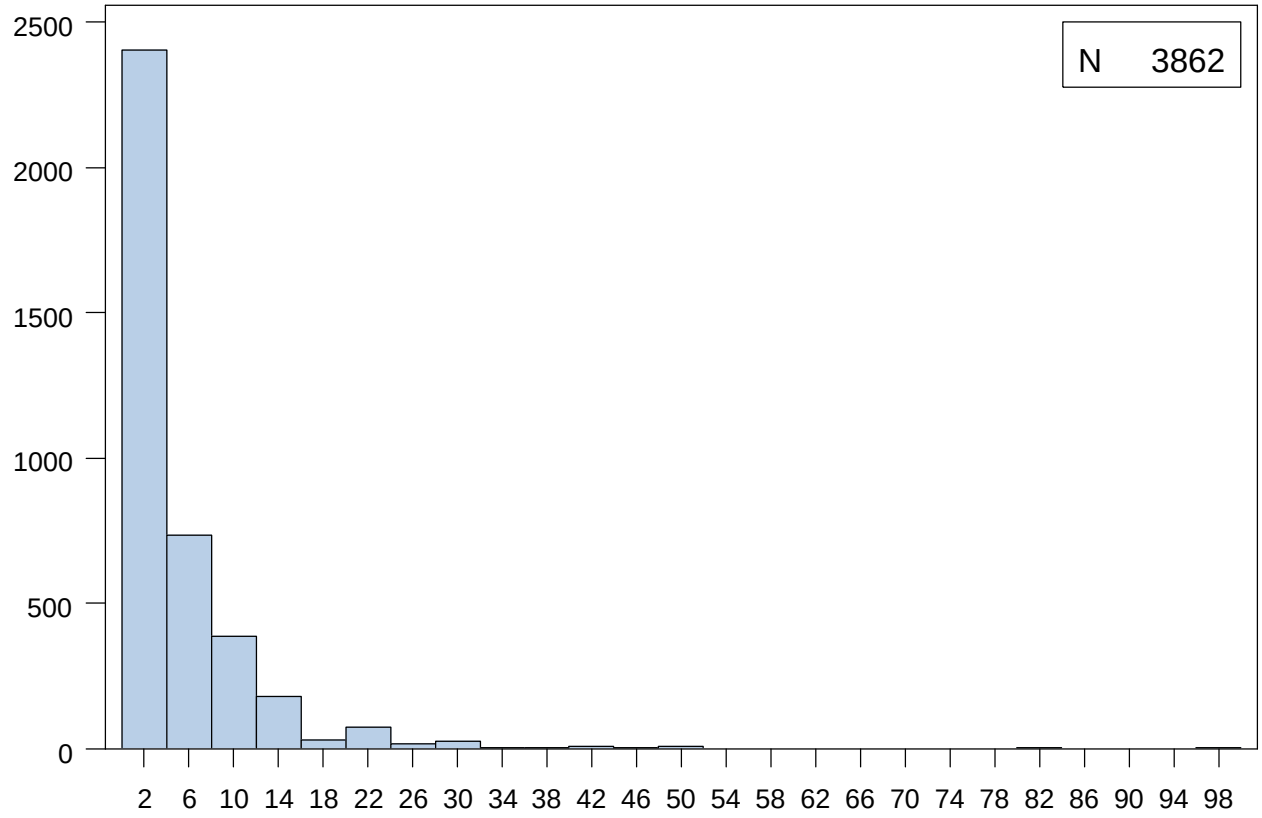

Extremes	
Lowest	N
0.0	1413
1.0	388
2.0	357
3.0	247
4.0	278
Highest	N
45.0	1
48.0	1
50.0	6
80.0	1
99.0	1

Mean	4.0	Median	2.0	Mode	0.0
Standard Deviation	6.1	Interquartile Range	6.0	Range	99.0

RPC : SEATED BLOOD PRESSURE # 2: SYSTOLIC (RPCA20A,RPCB21A)

	N	%
Missing Values	260	6.3

Quantiles	
Min	70.0
1%	96.0
5%	106.0
10%	111.0
25% Q1	121.0
50% Med	134.0
75% Q3	148.0
90%	161.0
95%	170.0
99%	195.0
Max	246.0

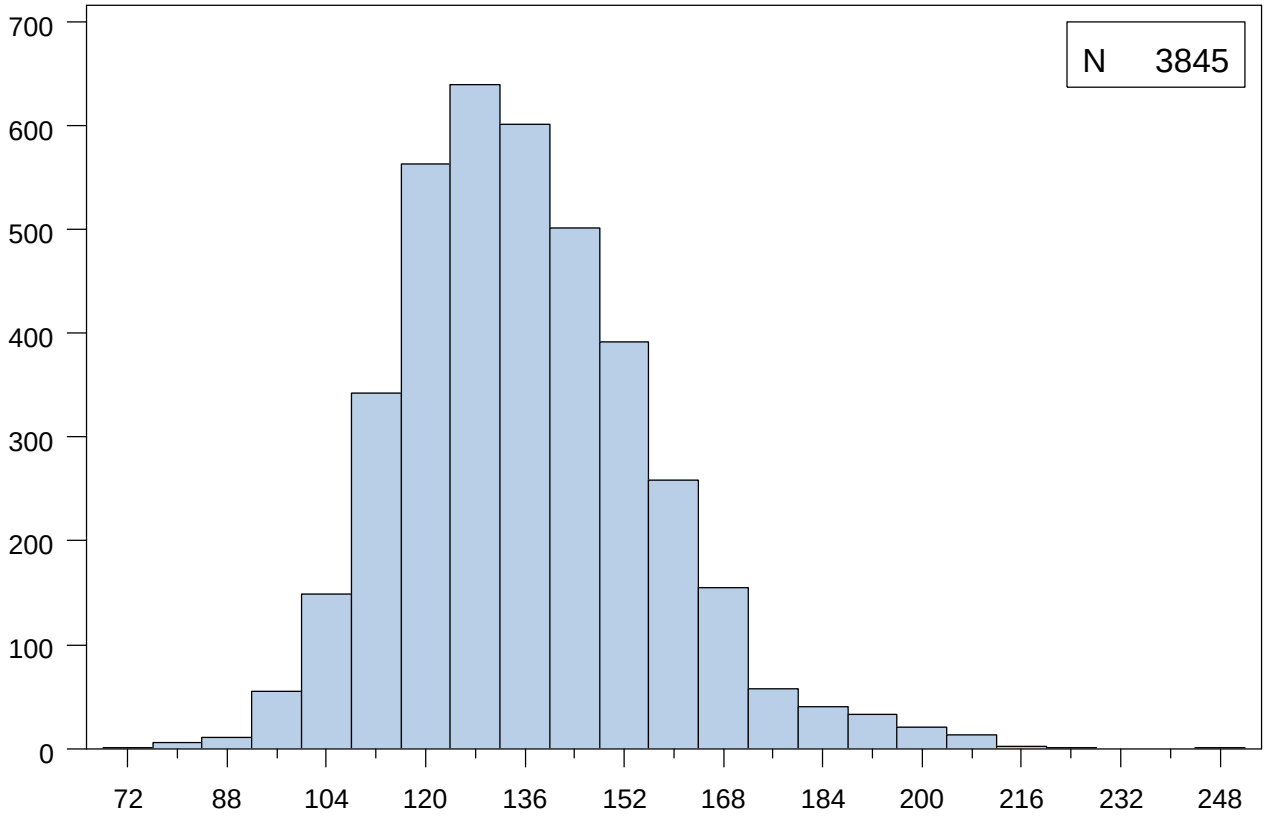

Extremes	
Lowest	N
70.0	1
77.0	1
79.0	2
80.0	1
82.0	1
Highest	N
210.0	4
212.0	1
217.0	1
222.0	1
246.0	1

Mean	135.3	Median	134.0	Mode	130.0
Standard Deviation	20.1	Interquartile Range	27.0	Range	176.0

RPC : SEATED BLOOD PRESSURE # 2: DIASTOLIC (RPCA20B,RPCB21B)

	N	%
Missing Values	265	6.5

Quantiles	
Min	40.0
1%	51.0
5%	60.0
10%	63.0
25% Q1	70.0
50% Med	78.0
75% Q3	85.0
90%	94.0
95%	99.0
99%	111.0
Max	143.0

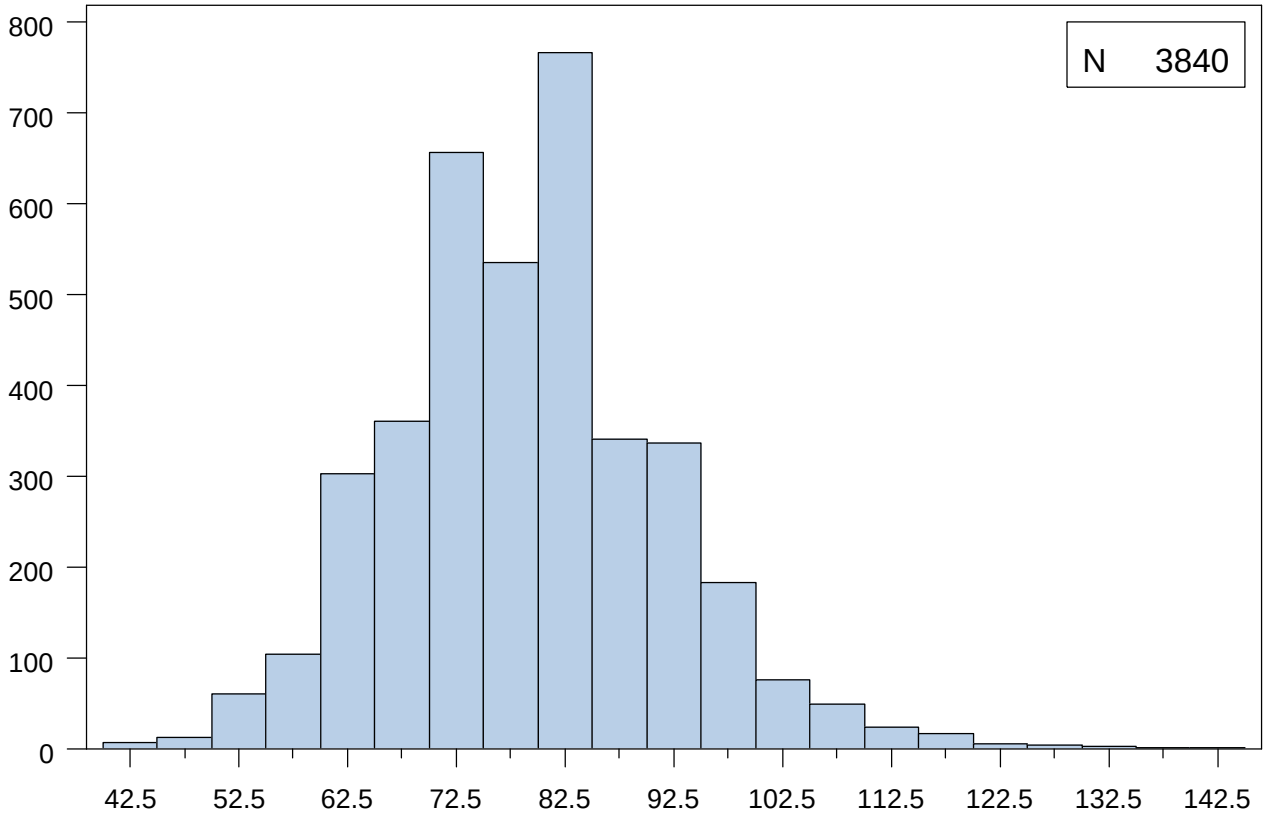

Extremes	
Lowest	N
40.0	2
41.0	1
42.0	1
43.0	2
44.0	1
Highest	N
129.0	1
132.0	1
133.0	1
139.0	1
143.0	1

Mean	78.3	Median	78.0	Mode	80.0
Standard Deviation	12.4	Interquartile Range	15.0	Range	103.0

NIDDK Closure Data Dictionary - Based on data retrieved May 17, 2010

RPC : AVERAGE SYSTOLIC BLOOD PRESSURE (RPCA21A, RPCB22A)

	N	%
Missing Values	32	0.8

Quantiles	
Min	70.0
1%	98.0
5%	108.0
10%	113.0
25% Q1	122.0
50% Med	134.0
75% Q3	148.0
90%	161.0
95%	171.0
99%	192.0
Max	248.0

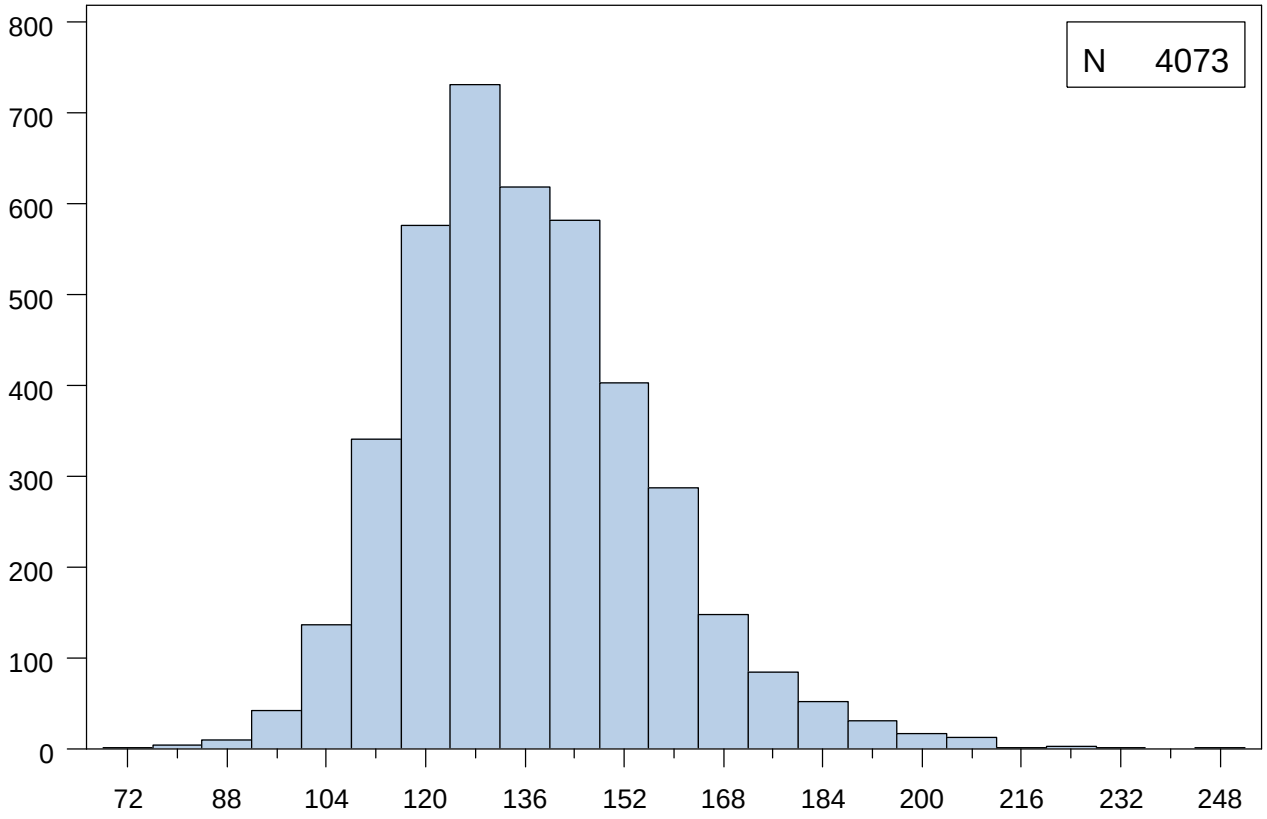

Extremes	
Lowest	N
70.0	1
78.0	1
80.0	2
85.0	2
87.0	1
Highest	N
215.0	1
220.0	1
224.0	1
230.0	1
248.0	1

Mean	136.2	Median	134.0	Mode	130.0
Standard Deviation	19.7	Interquartile Range	26.0	Range	178.0

Job FV186105a by UCCKXJ on 06FEB13 06:23

NIDDK Closure Data Dictionary - Based on data retrieved May 17, 2010

RPC : AVERAGE DIASTOLIC BLOOD PRESSURE (RPCA21B, RPCB22B)

	N	%
Missing Values	34	0.8

Quantiles	
Min	36.0
1%	53.0
5%	60.0
10%	63.0
25% Q1	70.0
50% Med	78.0
75% Q3	86.0
90%	94.0
95%	99.0
99%	112.0
Max	139.0

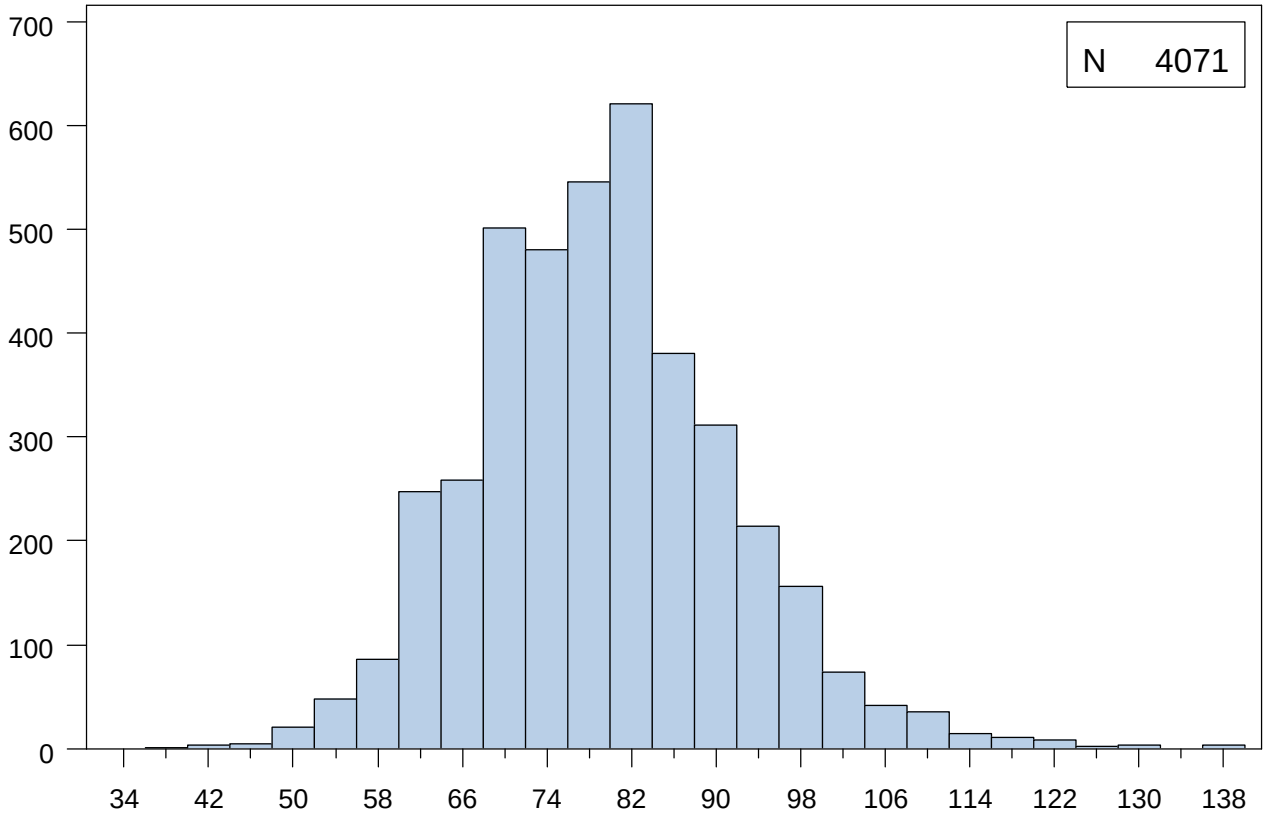

Extremes	
Lowest	N
36.0	1
43.0	3
44.0	2
45.0	1
46.0	2
Highest	N
125.0	1
128.0	3
136.0	1
137.0	1
139.0	1

Mean	78.6	Median	78.0	Mode	80.0
Standard Deviation	12.2	Interquartile Range	16.0	Range	103.0

NIDDK Closure Data Dictionary - Based on data retrieved May 17, 2010
Contents and Listing of 10 Obs. from Dataset URNA

Data Set Name	URNA_NIDDKv1	Observations	3822
Created	February 6, 2013	Variables	8
Last Modified	February 6, 2013		

#	Variable	Type	Length	Format	Skip Details	Label	Coding if Categorical	Version Change
1	BLINDID	Char	4	$4.		Blind ID		
2	VERS	Char	1	$1.		Form Version		
3	VISIT	Num	8	BEST12.		Study Contact Occasion		
4	FSEQNO	Num	8	BEST12.		Form Sequence Number		
5	URN1	Num	8	BEST12.		Urine Creatinine mg/dL		
6	URN2	Num	8	BEST12.		Urine Microalbumin mg/dL		
7	URN3A	Num	8	MMDDYY10.		Date Received from CL		
8	URN4	Char	100	$100.		Notes		

Obs	BLINDID	VERS	VISIT	FSEQNO	URN1	URN2	URN3A	URN4
1	0001	A	1	1	56.79	0.6	10/29/2012	
2	0002	A	1	1	31.02	0.1	10/29/2012	
3	0003	A	1	1	146.43	1.5	10/29/2012	
4	0004	A	1	1	47.09	0.4	10/29/2012	
5	0005	A	1	1	128.93	65.8	10/29/2012	
6	0006	A	1	1	133.06	11.1	10/29/2012	
7	0007	A	1	1	122.86	29.7	10/29/2012	
8	0008	A	1	1	122.48	1.2	10/29/2012	
9	0009	A	1	1	113.96	0.8	10/29/2012	
10	0010	A	1	1	36.17	13.1	10/29/2012	

Form Version		
VERS	*Frequency*	*Percent*
A	3822	100.00

NIDDK Closure Data Dictionary - Based on data retrieved May 17, 2010
Continuous Variables of Dataset URNA

Variable	*Label*	*N*	*Mean*	*Median*	*Std Dev*	*Minimum*	*Maximum*
URN1	Urine Creatinine mg/dL	3820	107.79	98.81	60.71	1.86	681.00
URN2	Urine Microalbumin mg/dL	3816	16.21	2.40	43.10	0.00	489.00

URNA : Urine Creatinine mg/dL

	N	%
Missing Values	2	0.1

Quantiles	
Min	1.9
1%	17.1
5%	28.4
10%	38.4
25% Q1	63.4
50% Med	98.8
75% Q3	141.1
90%	186.2
95%	217.5
99%	292.9
Max	681.0

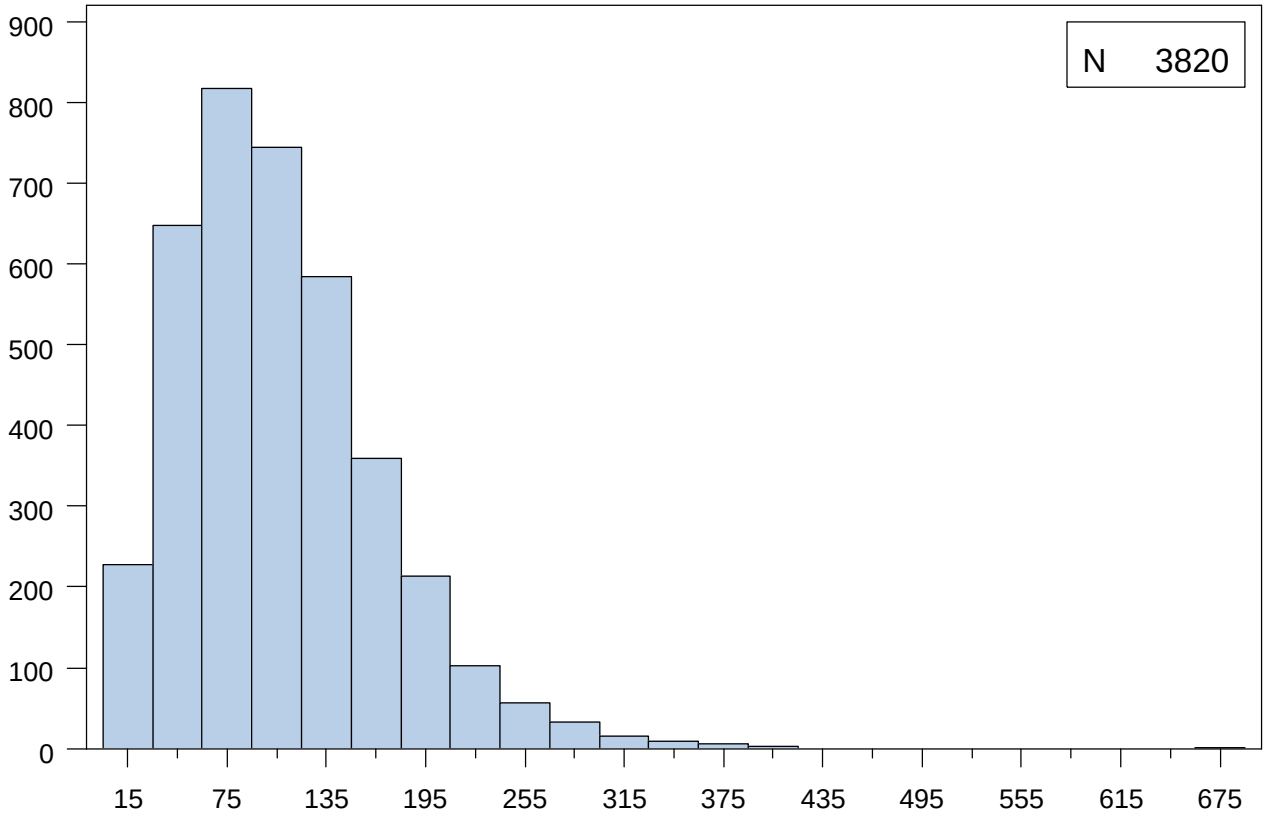

Extremes	
Lowest	N
1.9	1
2.3	1
4.2	1
4.9	1
8.0	1
Highest	N
387.9	1
394.9	1
416.8	1
418.7	1
681.0	1

Mean	107.8	Median	98.8	Mode	25.5
Standard Deviation	60.7	Interquartile Range	77.7	Range	679.1

NIDDK Closure Data Dictionary - Based on data retrieved May 17, 2010

URNA : Urine Microalbumin mg/dL

	N	%
Missing Values	6	0.2

Quantiles	
Min	0.0
1%	0.1
5%	0.2
10%	0.4
25% Q1	0.8
50% Med	2.4
75% Q3	9.8
90%	38.5
95%	78.0
99%	235.9
Max	489.0

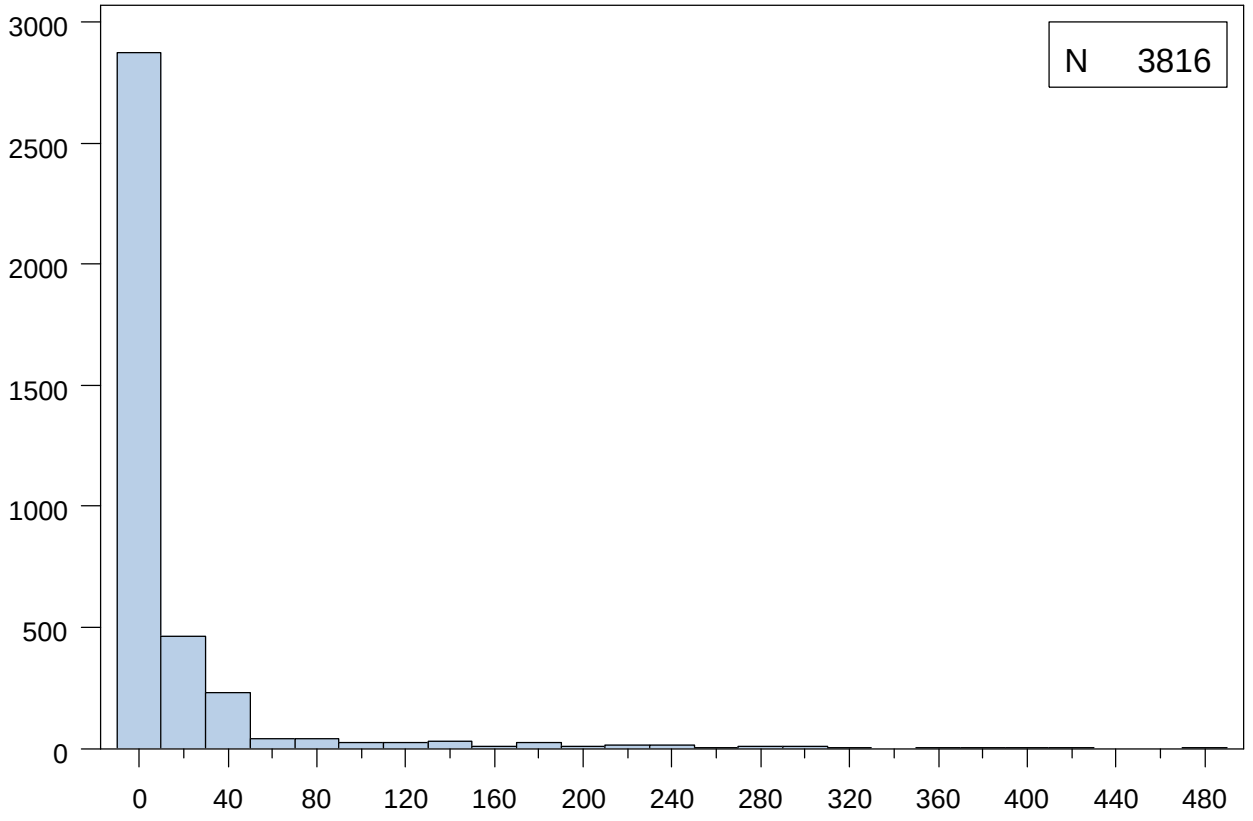

Extremes	
Lowest	N
0.0	26
0.1	93
0.2	115
0.3	144
0.4	148
Highest	N
400.4	1
415.1	1
418.6	1
420.7	1
489.0	1

Mean	16.2	Median	2.4	Mode	0.4
Standard Deviation	43.1	Interquartile Range	9.0	Range	489.0

Data Set Name	VBFB_NIDDKv1	Observations	2388
Created	March 4, 2013	Variables	15
Last Modified	March 4, 2013		

#	Variable	Type	Length	Format	Skip Details	Label	Coding if Categorical	Version Change
1	BLINDID	Char	4	$4.		Blind ID		
2	VERS	Char	1	$1.		Form Version		
4	VISIT	Num	8			Study Contact Occasion		
5	FSEQNO	Num	8			Form Sequence Number		
6	VBFB1A	Num	8			Vitamin B12, pg/ml		
7	VBFB1B	Num	8			Folate, ng/ml		
3	VBFB2	Char	1	$1.		Specimen Code	A=Normal B=Hemolyzed C=Thawed D=Insufficient volume E=No sample F=Instrument failure G=Techinician error H=Other	
8	VBFB3	Num	8	MMDDYY10.		Date analyzed		
12	VBFB3D	Char	2			Day of Date analyzed		
10	VBFB3M	Char	2			Month of Date analyzed		
14	VBFB3Y	Char	4			Year of Date analyzed		
9	VBFB4	Num	8	MMDDYY10.		Date entered		
13	VBFB4D	Char	2			Day of Date entered		
11	VBFB4M	Char	2			Month of Date entered		
15	VBFB4Y	Char	4			Year of Date entered		

Obs	BLINDID	VERS	VBFB2	VISIT	FSEQNO	VBFB1A	VBFB1B	VBFB3	VBFB4	VBFB3M	VBFB4M	VBFB3D	VBFB4D	VBFB3Y	VBFB4Y
1	0001	B	E	1	0				12/31/2012		12		31		2012

Obs	*BLINDID*	*VERS*	*VBFB2*	*VISIT*	*FSEQNO*	*VBFB1A*	*VBFB1B*	*VBFB3*	*VBFB4*	*VBFB3M*	*VBFB4M*	*VBFB3D*	*VBFB4D*	*VBFB3Y*	*VBFB4Y*
2	0003	B	A	1	0	633	23	01/25/2011	05/22/2011	01	05	25	22	2011	2011
3	0010	B	A	1	0	366	9	06/25/2010	08/27/2010	06	08	25	27	2010	2010
4	0012	B	A	1	0	402	15	06/10/2010	08/25/2010	06	08	10	25	2010	2010
5	0013	B	A	1	0	996	17	01/25/2011	05/20/2011	01	05	25	20	2011	2011
6	0015	B	A	1	0	788	37	06/30/2010	08/24/2010	06	08	30	24	2010	2010
7	0016	B	A	1	0	265	5	06/10/2010	08/25/2010	06	08	10	25	2010	2010
8	0019	B	A	1	0	540	15	06/10/2010	08/24/2010	06	08	10	24	2010	2010
9	0021	B	A	1	0	802	11	06/25/2010	08/27/2010	06	08	25	27	2010	2010
10	0023	B	A	1	0	561	13	04/29/2010	08/17/2010	04	08	29	17	2010	2010

Form Version		
VERS	*Frequency*	*Percent*
B	2388	100.00

Specimen Code		
VBFB2	*Frequency*	*Percent*
A	2279	95.44
D	12	0.50
E	97	4.06

Variable	*Label*	*N*	*Mean*	*Median*	*Std Dev*	*Minimum*	*Maximum*
VBFB1A	Vitamin B12, pg/ml	2281	703.56	588.00	508.84	11.00	8130.00
VBFB1B	Folate, ng/ml	2279	44.92	15.00	89.87	2.00	860.00

VBFB : Vitamin B12 pg/ml

	N	%
Missing Values	107	4.5

Quantiles	
Min	11.0
1%	168.0
5%	233.0
10%	281.0
25% Q1	385.0
50% Med	588.0
75% Q3	928.0
90%	1133.0
95%	1188.0
99%	2660.0
Max	8130.0

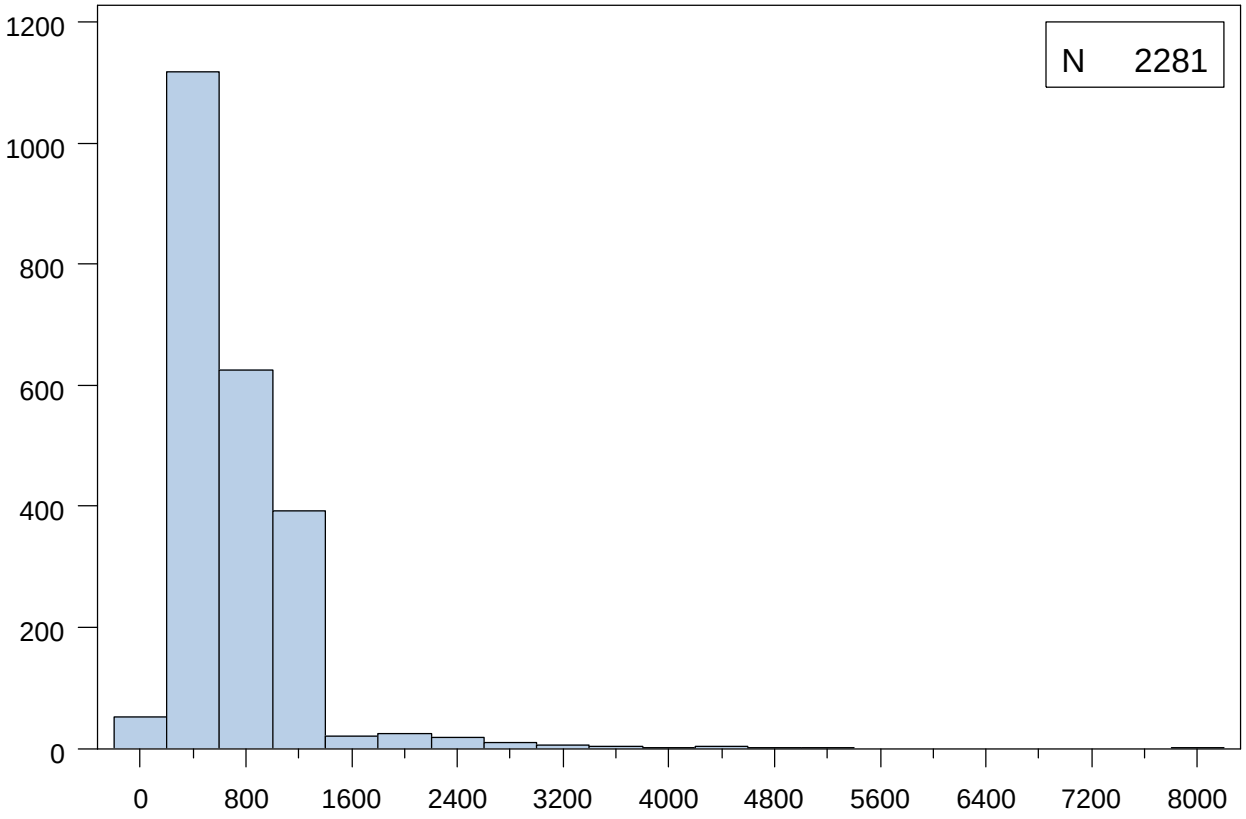

Extremes	
Lowest	N
11.0	1
67.0	1
106.0	1
119.0	1
127.0	1
Highest	N
4345.0	1
4595.0	1
4990.0	1
5360.0	1
8130.0	1

Mean	703.6	Median	588.0	Mode	408.0
Standard Deviation	508.8	Interquartile Range	543.0	Range	8119.0

VBFB : Folate ng/ml

	N	%
Missing Values	109	4.6

Quantiles	
Min	2.0
1%	5.0
5%	7.0
10%	9.0
25% Q1	11.0
50% Med	15.0
75% Q3	29.0
90%	93.0
95%	240.0
99%	450.0
Max	860.0

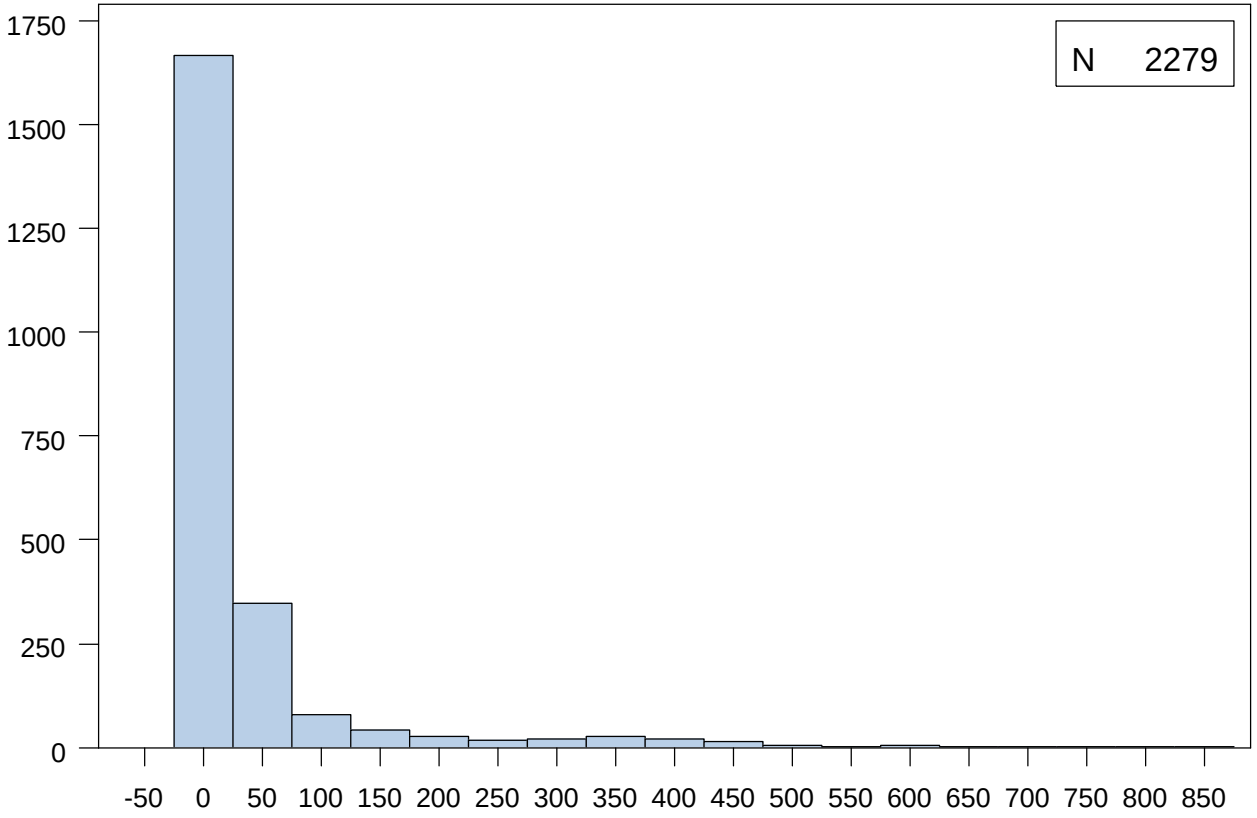

Extremes	
Lowest	N
2.0	2
3.0	4
4.0	6
5.0	21
6.0	34
Highest	N
672.0	1
710.0	1
736.0	1
792.0	1
860.0	1

Mean	44.9	Median	15.0	Mode	12.0
Standard Deviation	89.9	Interquartile Range	18.0	Range	858.0

Data Set Name	VDL_NIDDKv1	Observations	19818
Created	February 6, 2013	Variables	24
Last Modified	February 6, 2013		

#	Variable	Type	Length	Format	Skip Details	Label	Coding if Categorical	Version Change
1	BLINDID	Char	4	$4.		Blind ID		
2	VERS	Char	1	$1.		Form Version		
7	VISIT	Num	8			Study Contact Occasion		
8	FSEQNO	Num	8			Form Sequence Number		
3	VDL1	Char	2	$2.		BOTTLE CODE (VDLB1)		
4	VDL2	Char	7	$7.		EXPIRATION DATE (VDLB2)		
23	VDLC3	Num	8	BEST12.		TOTAL PILLS DISTRIBUTED (VDLC3,VDLD3)		Added 11/5/03
19	VDLE6	Num	8	MMDDYY10.		VITAMIN END DATE (VDLE6)		Added 6/28/04
21	VDLE6D	Char	2			Day of VITAMIN END DATE (VDLE6)		
20	VDLE6M	Char	2			Month of VITAMIN END DATE (VDLE6)		
22	VDLE6Y	Char	4			Year of VITAMIN END DATE (VDLE6)		
9	VDL3	Num	8	MMDDYY10.		DISTRIBUTION DATE (VDLB3,VDLC4,VDLD4)		
13	VDL3D	Char	2			Day of DISTRIBUTION DATE (VDLB3,VDLC4,VDLD4)		
11	VDL3M	Char	2			Month of DISTRIBUTION DATE (VDLB3,VDLC4,VDLD4)		
15	VDL3Y	Char	4			Year of DISTRIBUTION DATE (VDLB3,VDLC4,VDLD4)		
10	VDL4	Num	8	MMDDYY10.		VITAMIN START DATE (VDLB4,VDLC5,VDLD5)		
14	VDL4D	Char	2			Day of VITAMIN START DATE (VDLB4,VDLC5,VDLD5)		
12	VDL4M	Char	2			Month of VITAMIN START DATE (VDLB4,VDLC5,VDLD5)		

In order to calculate adherence, use ADHER dataset. This merges pill counts from FUP, VDL, and INF datasets.

#	Variable	Type	Length	Format	Skip Details	Label	Coding if Categorical	Version Change
16	VDL4Y	Char	4			Year of VITAMIN START DATE (VDLB4,VDLC5,VDLD5)		
17	VDLE7	Num	8			NUMBER OF PILLS RETURNED (VDLE7)		Added 6/28/04
18	VDLE8	Num	8			NUMBER OF PILLS LOST (VDLE8)		Added 6/28/04
5	VDL6A	Char	32	$32.		COMMENTS (VDLB6A,VDLC7A,VDLD7A)		
6	VDL6B	Char	32	$32.		COMMENTS (VDLB6B,VDLC7B,VDLD7B)		
24	BLIND_STAFF_ID	Char	3			STAFF CODE (VDLB5,VDLC6,VDLD6)		

Obs	BLINDID	VERS	VDL1	VDL2	VDL6A	VDL6B	VISIT	FSEQNO	VDL3	VDL4	VDL3M	VDL4M
1	0001	E	06	02/2004	2 BOTTLES DISTRIBUTED.RETURNED	2BTLS/7TABS 2/5/04.	1	0	07/24/2003	07/25/2003	07	07
2	0001	E	06	09/2005	RETURNED 2BTLS/37TABS 7/15/04		2	0	01/30/2004	02/04/2004	01	02
3	0001	E	06	03/2006	RETURNED 4 BTLS/ 31 TABS 7/21/05		3	0	07/15/2004	07/16/2004	07	07
4	0001	E	06	10/2006	RETURNED 4 BOTTLES RETURNED		5	0	07/19/2005	07/20/2005	07	07
5	0001	E	06	11/2007	VITS RETURNED 3/26/08	1 BTL, 0 BOXES RETURNED	7	0	07/20/2006	07/21/2006	07	07
6	0001	E	06	03/2009	PT. FORGOT, MAILER GIVEN	VITS RETURNED 3/26/08	9	0	09/06/2007	09/09/2007	09	09
7	0001	E	06	03/2009	PT. DECEASED, WIFE THREW VITS AW	AY	11	0	03/20/2008	03/20/2008	03	03
8	0002	E	10	01/2004	RETURNED 4 BOTTLES WITH 136 PILL	S LEFT- 07/10/2003	1	0	09/27/2002	09/27/2002	09	09
9	0002	E	10	02/2004	RETURNED 2 EMPTY BOTTLES- NO PIL	LS LEFT PER PT. 02/04/2004 TSL	1	11	07/10/2003	07/11/2003	07	07
10	0002	E	10	09/2005	RETURNED 2 BOTTLES W/ 23 PILLS L	EFT. 8/5/04 TSL	4	0	02/02/2004	02/04/2004	02	02

Obs	VDL3D	VDL4D	VDL3Y	VDL4Y	VDLE7	VDLE8	VDLE6	VDLE6M	VDLE6D	VDLE6Y	VDLC3	BLIND_STAFF_ID
1	24	25	2003	2003								354
2	30	04	2004	2004							200	354
3	15	16	2004	2004	31	0	07/19/2005	07	19	2005	400	089
4	19	20	2005	2005	0	0	07/20/2006	07	20	2006	400	138
5	20	21	2006	2006	24	0	09/08/2007	09	08	2007	400	138
6	06	09	2007	2007	218	0	03/19/2008	03	19	2008	400	624

Obs	*VDL3D*	*VDL4D*	*VDL3Y*	*VDL4Y*	*VDLE7*	*VDLE8*	*VDLE6*	*VDLE6M*	*VDLE6D*	*VDLE6Y*	*VDLC3*	*BLIND_STAFF_ID*
7	20	20	2008	2008							400	782
8	27	27	2002	2002								322
9	10	11	2003	2003								322
10	02	04	2004	2004							200	322

Form Version		
VERS	*Frequency*	*Percent*
E	19818	100.00

BOTTLE CODE (VDLB1)		
VDL1	*Frequency*	*Percent*
01	508	2.56
02	509	2.57
03	506	2.55
04	513	2.59
05	517	2.61
06	508	2.56
07	510	2.57
08	511	2.58
09	603	3.04
10	522	2.63
11	495	2.50
12	521	2.63
13	526	2.65
14	560	2.83
15	505	2.55
16	528	2.66
17	678	3.42
18	694	3.50
19	714	3.60
20	691	3.49
21	678	3.42
22	689	3.48
23	681	3.44
24	686	3.46
25	673	3.40
26	657	3.32

BOTTLE CODE (VDLB1)		
VDL1	*Frequency*	*Percent*
27	679	3.43
28	722	3.64
29	611	3.08
30	661	3.34
31	661	3.34
32	698	3.52
A	3	0.02
B	5	0.03
G	1	0.01
J	40	0.20
K	43	0.22
M	29	0.15
N	30	0.15
P	26	0.13
Q	28	0.14
R	17	0.09
S	17	0.09
Missing	364	1.84

NIDDK Closure Data Dictionary - Based on data retrieved May 17, 2010
Continuous Variables of Dataset VDL

Variable	*Label*	*N*	*Mean*	*Median*	*Std Dev*	*Minimum*	*Maximum*
VDLC3	TOTAL PILLS DISTRIBUTED (VDLC3,VDLD3)	17582	384.35	400.00	57.69	0.00	400.00
VDLE7	NUMBER OF PILLS RETURNED (VDLE7)	12332	75.01	46.00	84.77	0.00	700.00
VDLE8	NUMBER OF PILLS LOST (VDLE8)	10115	1.77	0.00	20.20	0.00	400.00

VDL : TOTAL PILLS DISTRIBUTED (VDLC3,VDLD3)

	N	%
Missing Values	2236	11.3

Quantiles	
Min	0.0
1%	100.0
5%	200.0
10%	400.0
25% Q1	400.0
50% Med	400.0
75% Q3	400.0
90%	400.0
95%	400.0
99%	400.0
Max	400.0

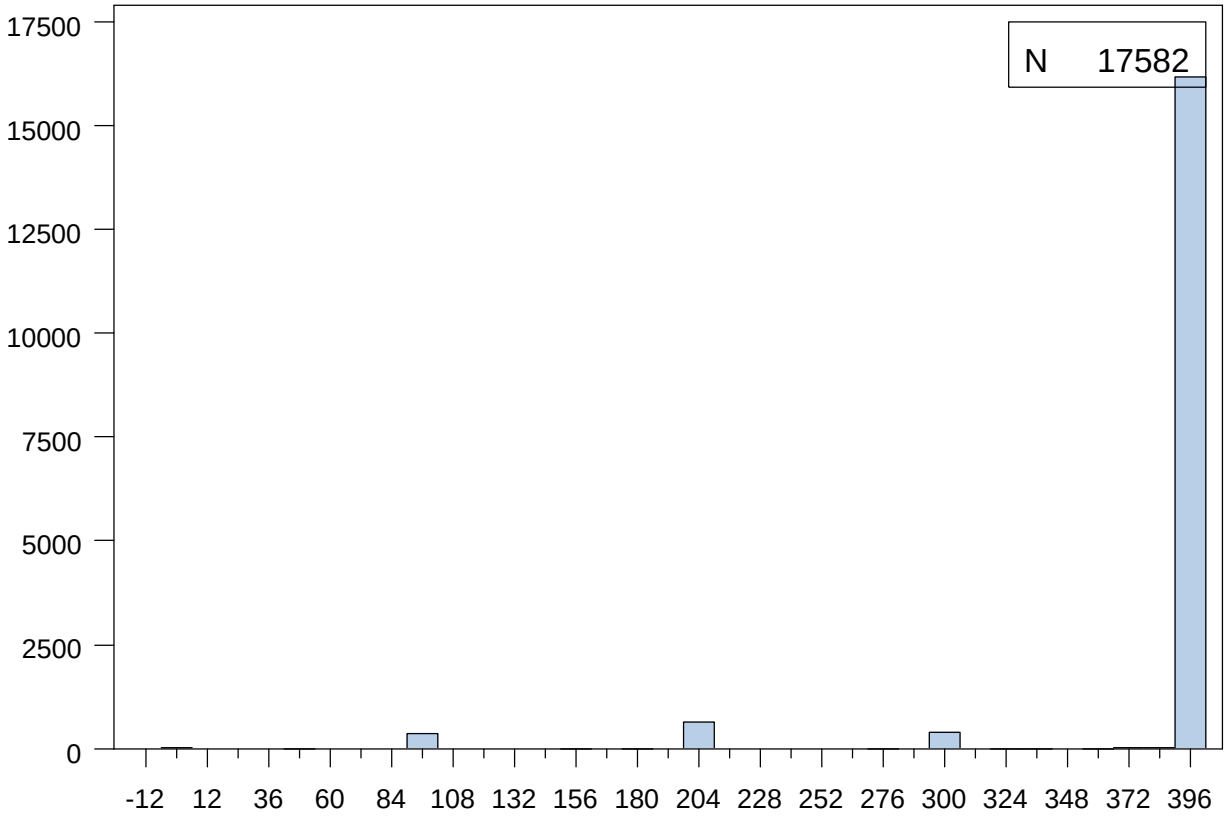

Extremes	
Lowest	N
0.0	15
45.0	1
100.0	349
160.0	1
184.0	1
Highest	N
393.0	1
396.0	1
397.0	1
398.0	2
400.0	16180

Mean	384.3	Median	400.0	Mode	400.0
Standard Deviation	57.7	Interquartile Range	0.0	Range	400.0

VDL : NUMBER OF PILLS RETURNED (VDLE7)

	N	%
Missing Values	7486	37.8

Quantiles	
Min	0.0
1%	0.0
5%	0.0
10%	0.0
25% Q1	20.0
50% Med	46.0
75% Q3	95.0
90%	206.0
95%	272.0
99%	367.0
Max	700.0

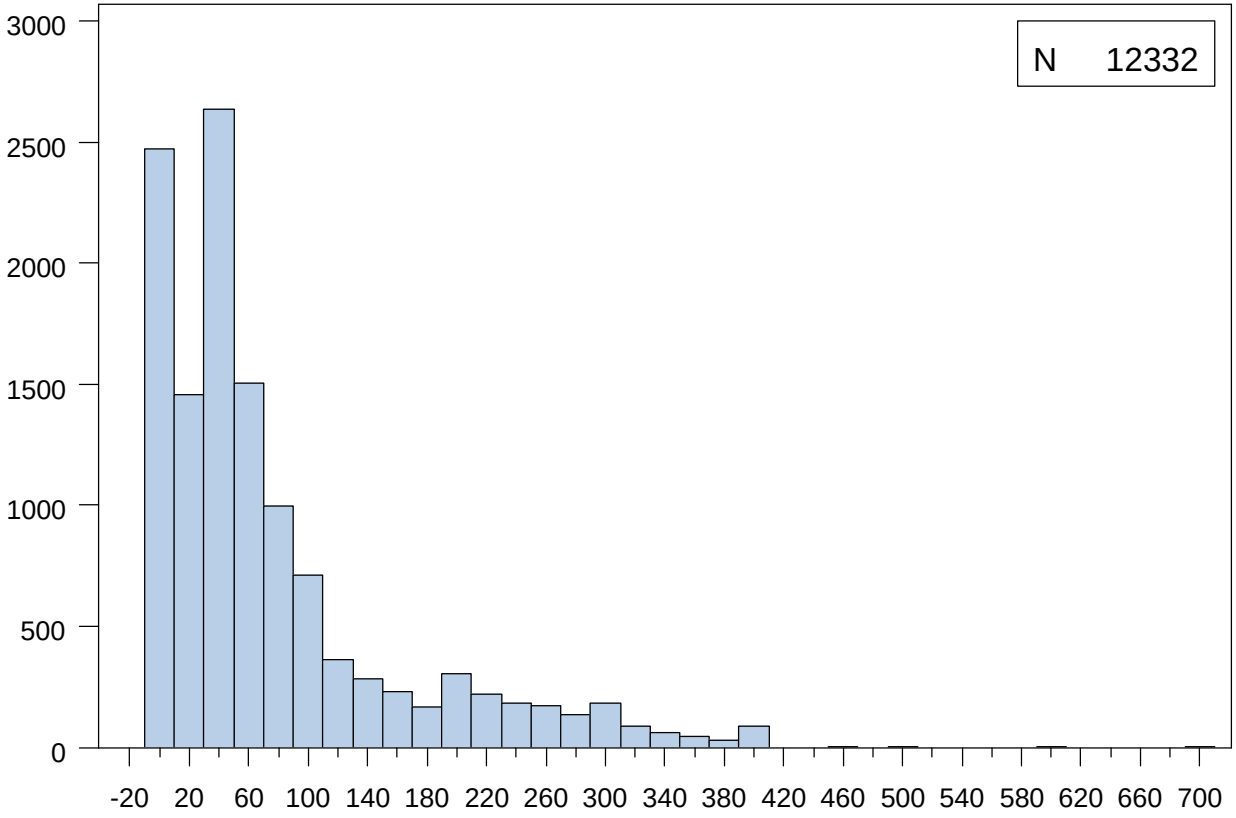

Extremes	
Lowest	N
0.0	2031
1.0	34
2.0	48
3.0	46
4.0	48
Highest	N
400.0	67
453.0	1
500.0	1
604.0	1
700.0	1

Mean	75.0	Median	46.0	Mode	0.0
Standard Deviation	84.8	Interquartile Range	75.0	Range	700.0

NIDDK Closure Data Dictionary - Based on data retrieved May 17, 2010

VDL : NUMBER OF PILLS LOST (VDLE8)

	N	%
Missing Values	9703	49.0

Quantiles	
Min	0.0
1%	0.0
5%	0.0
10%	0.0
25% Q1	0.0
50% Med	0.0
75% Q3	0.0
90%	0.0
95%	0.0
99%	30.0
Max	400.0

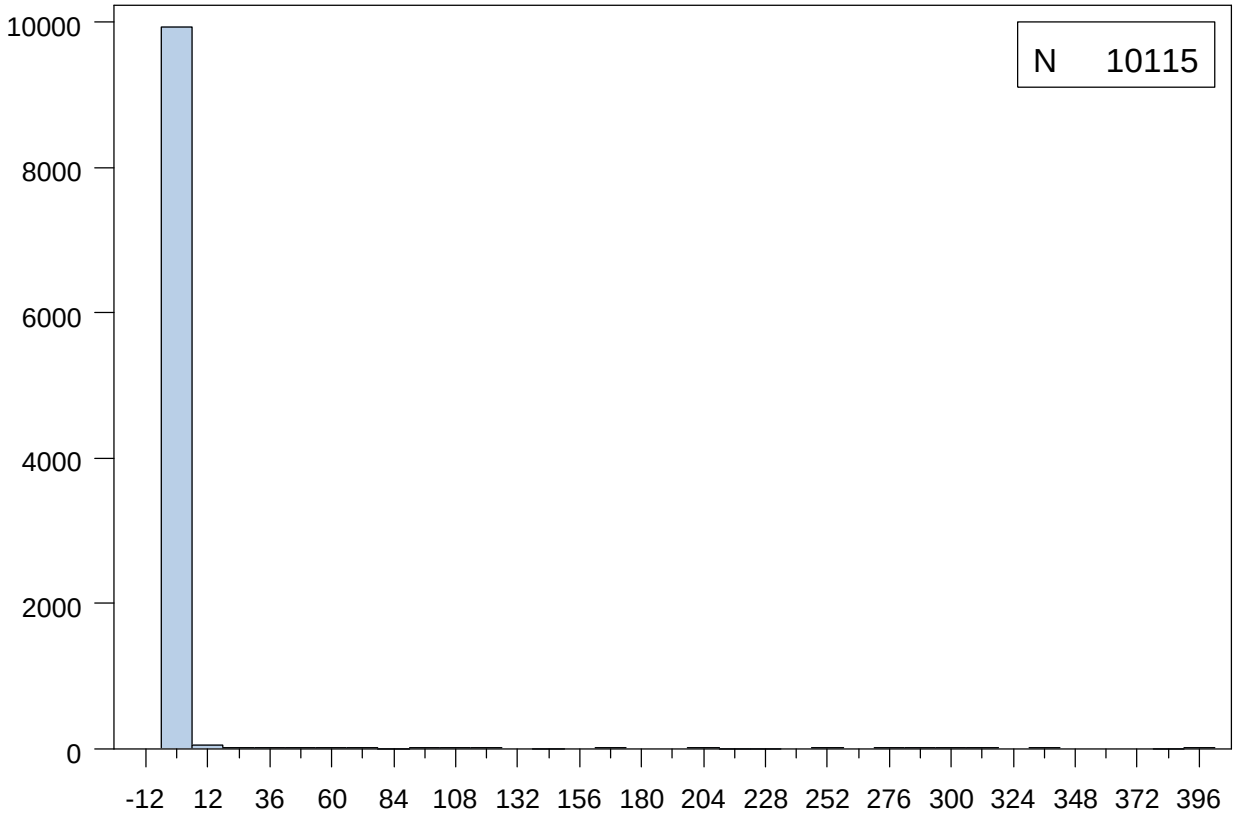

Extremes	
Lowest	N
0.0	9786
1.0	61
2.0	46
3.0	18
4.0	13
Highest	N
309.0	1
340.0	2
387.0	1
393.0	1
400.0	9

Mean	1.8	Median	0.0	Mode	0.0
Standard Deviation	20.2	Interquartile Range	0.0	Range	400.0

Data Set Name	DAD_NIDDKv1	Observations	494
Created	February 6, 2013	Variables	43
Last Modified	February 6, 2013		

#	Variable	Type	Length	Format	Skip Details	Label	Coding if Categorical	Version Change
1	BLINDID	Char	4	$4.		Blind ID		
2	VERS	Char	1	$1.		Form Version		
18	VISIT	Num	8			Study Contact Occasion		
19	FSEQNO	Num	8			Form Sequence Number		
3	DAD0B	Char	5	$5.		EVENT TYPE & NUMBER (DADA0B,DADB0B)		
20	DAD0C	Num	8	MMDDYY10.		EVENT DATE (DADA0C,DADB0C)		
30	DAD0CD	Char	2			Day of EVENT DATE (DADA0C,DADB0C)		
25	DAD0CM	Char	2			Month of EVENT DATE (DADA0C,DADB0C)		
35	DAD0CY	Char	4			Year of EVENT DATE (DADA0C,DADB0C)		
21	DAD0D	Num	8	MMDDYY10.		DATE FINAL ADJ RECEIVED (DADA0D,DADB0D)		
31	DAD0DD	Char	2			Day of DATE FINAL ADJ RECEIVED (DADA0D,DADB0D)		
26	DAD0DM	Char	2			Month of DATE FINAL ADJ RECEIVED (DADA0D,DADB0D)		
36	DAD0DY	Char	4			Year of DATE FINAL ADJ RECEIVED (DADA0D,DADB0D)		
4	DAD1A	Char	1	$1.	Skip Q 1b if Y	SITE REPORTED DATE IS CORRECT (DADA1A,DADB1A)	Y=Yes N=No	
22	DAD1B	Num	8	MMDDYY10.		ADJUDICATED DATE OF EVENT (DADA1B,DADB1B)		
32	DAD1BD	Char	2			Day of ADJUDICATED DATE OF EVENT (DADA1B,DADB1B)		
27	DAD1BM	Char	2			Month of ADJUDICATED DATE OF EVENT (DADA1B,DADB1B)		

#	Variable	Type	Length	Format	Skip Details	Label	Coding if Categorical	Version Change
37	DAD1BY	Char	4			Year of ADJUDICATED DATE OF EVENT (DADA1B,DADB1B)		
5	DAD2A	Char	1	$1.	Skip Q 2b if N	DEATH CAUSED BY ACHD (DADA2A,DADB2A)	Y=Yes N=No	
6	DAD2B	Char	1	$1.	Skip Q 3a-6 if A,B,C,D,E	TYPE OF ACHD (DADA2B,DADB2B)	A=Acute MI B=Sudden Death C=Non-sudden death D=Cardiovascular Unwitnessed death E=Procedural	
7	DAD3A	Char	1	$1.	Skip Q 3b if N	DEATH CAUSED BY AVD (DADA3A,DADB3A)	Y=Yes N=No	
8	DAD3B	Char	1	$1.	Skip Q 4a-6 if A,B,C,D	TYPE OF AVD (DADA3B,DADB3B)	A=Cerebrovascular disease, including stroke and hemorrhage B=Aortic, mesenteric, renal vascular, or peripheral vascular disease C=Other D=Procedural	
9	DAD4A	Char	1	$1.	Skip Q 4b if N	DEATH CAUSED BY OTHER CV DISEASE (DADA4A,DADB4A)	Y=Yes N=No	
10	DAD4B	Char	1	$1.	Skip Q 5a-6 if A,B,C,D,E	TYPE OF OTHER CV DISEASE (DADA4B,DADB4B)	A=Pulmonary Embolism B=Endocarditis C=Valvular Disease D=Procedural E=Other	
11	DAD5A	Char	1	$1.	Skip Q 5b if N	DEATH CAUSED BY NON CV (DADA5A,DADB5A)	Y=Yes N=No	
12	DAD5B	Char	1	$1.	Skip Q 6 if A,B,C,D,E,F,G,H,I	TYPE OF NON CV (DADA5B,DADB5B)	A=Infection B=Malignancy C=Pulmonary D=Gastrointestinal E=Accidental F=Suicide G=Diabetes H=Renal I=Other	

#	Variable	Type	Length	Format	Skip Details	Label	Coding if Categorical	Version Change
13	DAD6	Char	1	$1.		UNKNOWN DEATH (DADA6,DADB6)	Y=Yes N=No	
14	DAD7	Char	1	$1.	Skip Q 8 if N	CEC REQUEST FOR INFORMATION (DADA7,DADB7)	Y=Yes N=No	
15	DAD8	Char	1	$1.		INFORMATION REC'D (DADA8,DADB8)	Y=Yes N=No	
16	DAD9	Char	21	$21.		CEC COMMENTS-1 (DADA9,DADB9)		
17	DAD9A	Char	21	$21.		CEC COMMENTS-2 (DADA9A,DADB9A)		
40	DADB10	Char	1	$1.		INITIAL REVIEW MATCH FINAL ADJ (DADB10)	Y=Yes N=No	Added 6/20/08
23	DAD11	Num	8	MMDDYY10.		DATE PHYSICIAN REVIEWER SIGNED (DADA11,DADB12)		
33	DAD11D	Char	2			Day of DATE PHYSICIAN REVIEWER SIGNED (DADA11,DADB12)		
28	DAD11M	Char	2			Month of DATE PHYSICIAN REVIEWER SIGNED (DADA11,DADB12)		
38	DAD11Y	Char	4			Year of DATE PHYSICIAN REVIEWER SIGNED (DADA11,DADB12)		
24	DAD13	Num	8	MMDDYY10.		DATE CEC ADMIN SIGNED (DADA13,DADB14)		
34	DAD13D	Char	2			Day of DATE CEC ADMIN SIGNED (DADA13,DADB14)		
29	DAD13M	Char	2			Month of DATE CEC ADMIN SIGNED (DADA13,DADB14)		
39	DAD13Y	Char	4			Year of DATE CEC ADMIN SIGNED (DADA13,DADB14)		
41	BLIND_EPID	Char	3			EPID (DADA0A,DADB0A)		
42	BLIND_MD_ID	Char	3			PHYSICIAN REVIEWER INITIALS (DADA10,DADB11)		
43	BLIND_STAFF_ID	Char	3			CEC ADMIN INITIALS (DADA12,DADB13)		

Obs	BLINDID	VERS	DAD0B	DAD1A	DAD2A	DAD2B	DAD3A	DAD3B	DAD4A	DAD4B	DAD5A	DAD5B	DAD6	DAD7	DAD8	DAD9	DAD9A
1	0001	B	DEATH	Y	N		N		N		Y	D		N			
2	0004	B	DEATH	Y	N		N		N		Y	A		N		SOURCE DOC INDICATE P	RIOR TO RANDOMIZATION
3	0007	A	DEATH	Y	N		Y	A						N			
4	0008	A	DEATH	Y	N		N		N		Y	B		N			
5	0021	A	DEATH	Y	N		N		N		Y	C		N			
6	0035	B	DEATH	Y	Y	B								N			
7	0036	A	DEATH	Y	N		N		N		Y	A		N			
8	0037	A	DEATH	Y	N		N		N		Y	B		N			
9	0053	A	DEATH	Y	Y	B								N			
10	0071	B	DEATH	Y	Y	B								N			

Obs	VISIT	FSEQNO	DAD0C	DAD0D	DAD1B	DAD11	DAD13	DAD0CM	DAD0DM	DAD1BM	DAD11M	DAD13M	DAD0CD	DAD0DD	DAD1BD
1	11	2	08/08/2008	10/20/2008		10/15/2008	10/15/2008	08	10		10	10	08	20	
2	10	1	04/20/2008	07/02/2009		06/30/2009	06/30/2009	04	07		06	06	20	02	
3	6	1	11/14/2006	02/01/2008		01/30/2008	01/30/2008	11	02		01	01	14	01	
4	4	4	04/06/2006	11/27/2006		11/21/2006	11/21/2006	04	11		11	11	06	27	
5	6	3	01/27/2006	10/02/2006		09/29/2006	09/29/2006	01	10		09	09	27	02	
6	11	1	11/12/2007	07/02/2008		07/01/2008	07/01/2008	11	07		07	07	12	02	
7	6	2	05/16/2006	02/28/2007		02/27/2007	02/27/2007	05	02		02	02	16	28	
8	6	1	07/08/2006	10/02/2006		09/29/2006	09/29/2006	07	10		09	09	08	02	
9	1	1	10/12/2003	12/04/2003		12/03/2003	12/03/2003	10	12		12	12	12	04	
10	11	1	01/11/2009	08/06/2009		08/05/2009	08/05/2009	01	08		08	08	11	06	

Obs	DAD11D	DAD13D	DAD0CY	DAD0DY	DAD1BY	DAD11Y	DAD13Y	DADB10	BLIND_EPID	BLIND_MD_ID	BLIND_STAFF_ID
1	15	15	2008	2008		2008	2008	Y	313	003	522
2	30	30	2008	2009		2009	2009	N	854	053	724
3	30	30	2006	2008		2008	2008		570	091	735

Obs	*DAD11D*	*DAD13D*	*DAD0CY*	*DAD0DY*	*DAD1BY*	*DAD11Y*	*DAD13Y*	*DADB10*	*BLIND_EPID*	*BLIND_MD_ID*	*BLIND_STAFF_ID*
4	21	21	2006	2006		2006	2006		251	050	687
5	29	29	2006	2006		2006	2006		117	050	687
6	01	01	2007	2008		2008	2008	Y	839	073	540
7	27	27	2006	2007		2007	2007		628	076	819
8	29	29	2006	2006		2006	2006		246	076	819
9	03	03	2003	2003		2003	2003		770	028	706
10	05	05	2009	2009		2009	2009	Y	571	041	608

Form Version

VERS	Frequency	Percent
A	280	56.68
B	214	43.32

SITE REPORTED DATE IS CORRECT (DADA1A,DADB1A)

DAD1A	Frequency	Percent
N	7	1.42
Y	487	98.58

DEATH CAUSED BY ACHD (DADA2A,DADB2A)

DAD2A	Frequency	Percent
N	348	70.45
Y	146	29.55

TYPE OF ACHD (DADA2B,DADB2B)

DAD2B	Frequency	Percent
A	25	5.06
B	91	18.42
C	13	2.63
D	10	2.02
E	7	1.42
Missing	348	70.45

DEATH CAUSED BY AVD (DADA3A,DADB3A)

DAD3A	Frequency	Percent
N	310	62.75
Y	38	7.69
Missing	146	29.55

TYPE OF AVD (DADA3B,DADB3B)

DAD3B	Frequency	Percent
A	28	5.67
B	8	1.62
D	2	0.40
Missing	456	92.31

DEATH CAUSED BY OTHER CV DISEASE (DADA4A,DADB4A)

DAD4A	Frequency	Percent
N	302	61.13
Y	8	1.62
Missing	184	37.25

TYPE OF OTHER CV DISEASE (DADA4B,DADB4B)

DAD4B	Frequency	Percent
A	1	0.20
B	1	0.20
C	2	0.40
D	2	0.40
E	2	0.40
Missing	486	98.38

DEATH CAUSED BY NON CV (DADA5A,DADB5A)

DAD5A	Frequency	Percent
N	16	3.24
Y	286	57.89
Missing	192	38.87

TYPE OF NON CV (DADA5B,DADB5B)

DAD5B	Frequency	Percent
A	113	22.87
B	76	15.38
C	26	5.26
D	24	4.86
E	15	3.04
F	2	0.40
G	1	0.20
H	12	2.43
I	17	3.44
Missing	208	42.11

UNKNOWN DEATH (DADA6,DADB6)

DAD6	Frequency	Percent
Y	16	3.24
Missing	478	96.76

CEC REQUEST FOR INFORMATION (DADA7,DADB7)

DAD7	Frequency	Percent
N	494	100.00

INFORMATION REC'D (DADA8,DADB8)

DAD8	Frequency	Percent
Missing	494	100.00

Data Set Name	DIAA_NIDDKv1	Observations	407
Created	February 6, 2013	Variables	9
Last Modified	February 6, 2013		

#	*Variable*	*Type*	*Length*	*Format*	*Skip Details*	*Label*	*Coding if Categorical*	*Version Change*
1	BLINDID	Char	4	$4.		Blind ID		
2	VERS	Char	1	$1.		Form Version		
7	VISIT	Num	8			Study Contact Occasion		
8	FSEQNO	Num	8			Form Sequence Number		
3	DIAA0A	Char	10	$10.		Date form received at Data Coordinating Center		
4	DIAA1	Char	10	$10.		Date Current Dialysis Initiated		
5	DIAA2	Char	1	$1.		Has participant developed ESRD	Y=Yes N=No U=Unknown	
9	DIAA3A_present	Num	8			Investigator signature present	1=Investigator signature is present 0=Investigator signature is not present	
6	DIAA4	Char	10	$10.		Date of collection		

Obs	*BLINDID*	*VERS*	*DIAA0A*	*DIAA1*	*DIAA2*	*DIAA4*	*VISIT*	*FSEQNO*	*DIAA3A_present*
1	0005	A	01/12/2007	08/11/2004	N	12/14/2006	4	0	1
2	0016	A	12/16/2008	07/19/2008	Y	12/15/2008	12	3	1
3	0022	A	07/21/2005	04/19/2005	Y	07/20/2005	5	1	1
4	0023	A	12/21/2006	08/10/2004	U	02/17/2006	7	0	1
5	0036	A	02/20/2009	03/06/2006	Y	02/12/2009	6	0	1
6	0039	A	09/11/2007	08/04/2007	Y	09/10/2007	9	0	1
7	0054	A	12/21/2006	05/05/2005	U	01/04/2006	5	0	1
8	0058	A	08/03/2009	07/06/2009	Y	07/31/2009	14	0	1

Obs	*BLINDID*	*VERS*	*DIAA0A*	*DIAA1*	*DIAA2*	*DIAA4*	*VISIT*	*FSEQNO*	*DIAA3A_present*
9	0075	A	10/22/2008	03/21/2008	Y	10/21/2008	10	1	1
10	0077	A	12/17/2009	02/01/2006	Y	12/17/2009	9	0	1

Form Version

VERS	*Frequency*	*Percent*
A	407	100.00

Has participant developed ESRD

DIAA2	*Frequency*	*Percent*
N	17	4.18
U	19	4.67
Y	371	91.15

Investigator signature present

DIAA3A_present	*Frequency*	*Percent*
1	407	100.00

Data Set Name	DPEA_NIDDKv1	Observations	149
Created	February 6, 2013	Variables	17
Last Modified	February 6, 2013		

#	Variable	Type	Length	Format	Skip Details	Label	Coding if Categorical	Version Change
1	BLINDID	Char	4	$4.		Blind ID		
2	VERS	Char	1	$1.		Form Version		
7	VISIT	Num	8			Study Contact Occasion		
8	FSEQNO	Num	8			Form Sequence Number		
3	DPEA1	Char	1	$1.	Skip Q 2-4 if K	CONTACT SOURCE (DPEA1)	A=Participant B=Spouse C=Parent D=Daugter/Son E=Other relative F=Friend G=Coworker H=Physician I=Other healthcare practitioner J=Other	
4	DPEA2	Char	1	$1.	Skip Q 3-4 if N,U	IS PARTICIPANT DECEASED (DPEA2)	Y=Yes N=No U=Unknown	
9	DPEA3	Num	8	MMDDYY10.		DATE OF DEATH (DPE3)		
13	DPEA3D	Char	2			Day of DATE OF DEATH (DPE3)		
11	DPEA3M	Char	2			Month of DATE OF DEATH (DPE3)		
15	DPEA3Y	Char	4			Year of DATE OF DEATH (DPE3)		
5	DPEA4	Char	1	$1.		LOCATION OF DEATH (DPE4)	A=In hospital B=Out of hospital	
10	DPEA5	Num	8	MMDDYY10.		DATE OF DATA COLLECTION (DPE5)		
14	DPEA5D	Char	2			Day of DATE OF DATA COLLECTION (DPE5)		
12	DPEA5M	Char	2			Month of DATE OF DATA COLLECTION (DPE5)		
16	DPEA5Y	Char	4			Year of DATE OF DATA COLLECTION (DPE5)		

#	Variable	Type	Length	Format	Skip Details	Label	Coding if Categorical	Version Change
6	DPEA6	Char	1	$1.		METHOD OF DATA COLLECTION (DPEA6)	C=Computer P=Paper	
17	BLIND_STAFF_ID	Char	3			INTERVIEWER INITIALS (DPEA7)		

Obs	BLINDID	VERS	DPEA1	DPEA2	DPEA4	DPEA6	VISIT	FSEQNO	DPEA3	DPEA5	DPEA3M	DPEA5M	DPEA3D
1	0016	A	A	N		P	15	0		01/22/2010		01	
2	0022	A	A	N		P	7	0		11/07/2005		11	
3	0022	A	A	N		P	8	0		05/09/2006		05	
4	0022	A	A	N		P	9	0		11/14/2006		11	
5	0022	A	A	N		P	10	0		07/16/2007		07	
6	0022	A	B	N		P	11	0		10/22/2007		10	
7	0279	A	A	N		P	10	0		03/31/2008		03	
8	0279	A	I	N		P	12	0		01/05/2009		01	
9	0281	A	A	N		P	9	0		07/25/2007		07	
10	0281	A	J	Y	A	P	10	0	12/05/2007	12/13/2007	12	12	05

Obs	DPEA5D	DPEA3Y	DPEA5Y	BLIND_STAFF_ID
1	22		2010	532
2	07		2005	273
3	09		2006	273
4	14		2006	273
5	16		2007	273
6	22		2007	273
7	31		2008	532
8	05		2009	532
9	25		2007	322
10	13	2007	2007	322

Form Version

VERS	Frequency	Percent
A	149	100.00

CONTACT SOURCE (DPEA1)

DPEA1	Frequency	Percent
A	85	57.05
B	8	5.37
C	2	1.34
D	3	2.01
E	3	2.01
F	3	2.01
G	4	2.68
H	8	5.37
I	15	10.07
J	15	10.07
K	3	2.01

IS PARTICIPANT DECEASED (DPEA2)

DPEA2	Frequency	Percent
N	133	89.26
Y	13	8.72
Missing	3	2.01

LOCATION OF DEATH (DPE4)

DPEA4	Frequency	Percent
A	7	4.70
B	6	4.03
Missing	136	91.28

METHOD OF DATA COLLECTION (DPEA6)

DPEA6	Frequency	Percent
C	4	2.68
P	145	97.32

Data Set Name	DSAB_NIDDKv1	Observations	535
Created	February 6, 2013	Variables	29
Last Modified	February 6, 2013		

#	Variable	Type	Length	Format	Skip Details	Label	Coding if Categorical	Version Change
1	BLINDID	Char	4	$4.		Blind ID		
2	VERS	Char	1	$1.		Form Version		
10	VISIT	Num	8			Study Contact Occasion		
11	FSEQNO	Num	8			Form Sequence Number		
3	DSABOA	Char	10	$10.		DATE DCC NOTIFIED (DSABOA)		
14	DSAB1	Num	8	MMDDYY10.		DATE OF DEATH (DSAB1)		
4	DSAB2	Char	70	$70.		CAUSE OF DEATH (DSAB2)		
12	DSAB2A	Num	8			OUT CONTACT OCCASION (DSAB2A)		
13	DSAB2B	Num	8			OUT SEQUENCE NO. (DSAB2B)		
15	DSAB3	Num	8	MMDDYY10.		DATE OF SAE (DSAB3)		
23	DSAB3D	Char	2			Day of DATE OF SAE (DSAB3)		
19	DSAB3M	Char	2			Month of DATE OF SAE (DSAB3)		
27	DSAB3Y	Char	4			Year of DATE OF SAE (DSAB3)		
5	DSAB4	Char	70	$70.		DESCRIPTION OF SAE (DSAB4)		
16	DSAB5	Num	8	MMDDYY10.		DATE SERUM AMYLASE AT LEAST 3X ABOVE NOR		Added 2/11/04
24	DSAB5D	Char	2			Day of DATE SERUM AMYLASE AT LEAST 3X ABOVE NOR		
20	DSAB5M	Char	2			Month of DATE SERUM AMYLASE AT LEAST 3X ABOVE NOR		
28	DSAB5Y	Char	4			Year of DATE SERUM AMYLASE AT LEAST 3X ABOVE NOR		
6	DSAB6	Char	50	$50.		SERUM AMYLASE VALUE (DSAB6)		Added 2/11/04

#	Variable	Type	Length	Format	Skip Details	Label	Coding if Categorical	Version Change
7	DSAB7	Char	50	$50.		NORMAL RANGE FOR SERUM AMYLASE (DSAB7)		Added 2/11/04
8	DSAB8	Char	1	$1.	Skip Q 9 if N	PARTICIPANT HAD A PANCREAS TRANSPLANT (D	Y=Yes N=No	Added 2/11/04
17	DSAB9	Num	8	MMDDYY10.		DATE OF PANCREAS TRANSPLANT (DSAB9)		Added 2/11/04
25	DSAB9D	Char	2			Day of DATE OF PANCREAS TRANSPLANT (DSAB9)		
21	DSAB9M	Char	2			Month of DATE OF PANCREAS TRANSPLANT (DSAB9)		
29	DSAB9Y	Char	4			Year of DATE OF PANCREAS TRANSPLANT (DSAB9)		
9	DSAB10	Char	70	$70.		DESCRIPTION OF ELEVATED SERUM AMALYSE (D		Added 2/11/04
22	DSAB1D	Char	2			Day of DATE OF DEATH (DSAB1)		
18	DSAB1M	Char	2			Month of DATE OF DEATH (DSAB1)		
26	DSAB1Y	Char	4			Year of DATE OF DEATH (DSAB1)		

Obs	BLINDID	VERS	DSABOA	DSAB2	DSAB4	DSAB6	DSAB7	DSAB8	DSAB10	VISIT	FSEQNO	DSAB2A	DSAB2B	DSAB1	DSAB3
1	0001	B	08/27/2008	SEPTICEMIA DUE TO INTERTINAL PERFORATION WITH COLONOSCOPY						1	0	11	2	08/08/2008	
2	0004	B	09/04/2008	DIED IN HER SLEEP						1	0	11	1	04/20/2008	
3	0004	B	11/20/2008	DIED IN HER SLEEP						11	0	11	0	04/20/2008	
4	0007	B	03/21/2007	CEREBRAL ANEURYSM						1	0	6	0	11/14/2006	
5	0008	B	04/27/2006	MALIGNANT MELANOMA WITH BRAIN METASTASIS						1	0	4	4	04/06/2006	
6	0021	B	04/27/2006	ACUTE RESPIRATORY DISTRESS SYNDROME (ARDS)						1	0	6	3	01/27/2006	
7	0035	B	04/07/2008	FATAL HEART ATTACK						1	0	12	0	11/12/2007	
8	0036	B	01/30/2007	SEPSIS						1	0	6	2	05/16/2006	

Obs	BLINDID	VERS	DSABOA	DSAB2	DSAB4	DSAB6	DSAB7	DSAB8	DSAB10	VISIT	FSEQNO	DSAB2A	DSAB2B	DSAB1	DSAB3
9	0037	B	08/07/2006	METASTATIC PROSTATE CANCER						1	0	6	1	07/08/2006	
10	0053	B	10/29/2003	PULMONARY EMBOLISM, DEEP VEIN THROMBOSIS, PERIPHERAL VASCULAR DISEASE						1	0	1	1	10/12/2003	

Obs	DSAB5	DSAB9	DSAB1M	DSAB3M	DSAB5M	DSAB9M	DSAB1D	DSAB3D	DSAB5D	DSAB9D	DSAB1Y	DSAB3Y	DSAB5Y	DSAB9Y
1			08				08				2008			
2			04				20				2008			
3			04				20				2008			
4			11				14				2006			
5			04				06				2006			
6			01				27				2006			
7			11				12				2007			
8			05				16				2006			
9			07				08				2006			
10			10				12				2003			

Form Version		
VERS	*Frequency*	*Percent*
B	535	100.00

PARTICIPANT HAD A PANCREAS TRANSPLANT (D		
DSAB8	*Frequency*	*Percent*
N	7	1.31
Y	1	0.19
Missing	527	98.50

Data Set Name	MAD_NIDDKv1	Observations	377
Created	February 6, 2013	Variables	46
Last Modified	February 6, 2013		

#	Variable	Type	Length	Format	Skip Details	Label	Coding if Categorical	Version Change
1	BLINDID	Char	4	$4.		Blind ID		
2	VERS	Char	1	$1.		Form Version		
21	VISIT	Num	8			Study Contact Occasion		
22	FSEQNO	Num	8			Form Sequence Number		
3	MAD0B	Char	3	$3.		EVENT TYPE & NUMBER (MADA0B,MADB0B)		
23	MAD0C	Num	8	MMDDYY10.		EVENT DATE (MADA0C,MADB0C)		
33	MAD0CD	Char	2			Day of EVENT DATE (MADA0C,MADB0C)		
28	MAD0CM	Char	2			Month of EVENT DATE (MADA0C,MADB0C)		
38	MAD0CY	Char	4			Year of EVENT DATE (MADA0C,MADB0C)		
24	MAD0D	Num	8	MMDDYY10.		DATE FINAL ADJ RECEIVED (MADA0D,MADB0D)		
34	MAD0DD	Char	2			Day of DATE FINAL ADJ RECEIVED (MADA0D,MADB0D)		
29	MAD0DM	Char	2			Month of DATE FINAL ADJ RECEIVED (MADA0D,MADB0D)		
39	MAD0DY	Char	4			Year of DATE FINAL ADJ RECEIVED (MADA0D,MADB0D)		
4	MAD1	Char	1	$1.		ISCHEMIC SYMPTOMS EXPERIENCED (MADA1,MADB1)	Y=Yes N=No	
5	MAD2	Char	1	$1.	Skip Q 2a-2e if N	ECG CHANGES CONSISTENT WITH INFARCTION (MADA2,MADB2)	Y=Yes N=No	
6	MAD2A	Char	1	$1.		NEW SIGNIFICANT Q WAVES (MADA2A,MADB2A)	0=No 1=Yes	
7	MAD2B	Char	1	$1.		ST SEGMENT TO T-WAVE CHANGES (MADA2B,MADB2B)	0=No 1=Yes	

#	Variable	Type	Length	Format	Skip Details	Label	Coding if Categorical	Version Change
8	MAD2C	Char	1	$1.		DEVELOPMENT OF NEW LEFT BB BLOCK (MADA2C,MADB2C)	0=No 1=Yes	
9	MAD2D	Char	1	$1.		ST SEGMENT/THROMBOLYTICS OR PCI (MADA2D,MADB2D)	0=No 1=Yes	
10	MAD2E	Char	1	$1.		NEW PATHOLOGIC Q WAVES (MADA2E,MADB2E)	0=No 1=Yes	
11	MAD3	Char	1	$1.	Skip Q 4,5 if N	CARDIAC MARKER CRITERIA (MADA3,MADB3)	Y=Yes N=No	
12	MAD4	Char	1	$1.		TYPE OF MI (MADA4,MADB4)	A=Non-procedural MI B=Peri-PCI MI C=Peri-CABG MI	
13	MAD5	Char	1	$1.		SPECIFIC MARKER CRITERIA MET (MADA5,MADB5)	A=Troponin in necrosis range B=Troponin not in necrosis range C=No troponin, CK and CKMB are both >=ULN D=No Troponin, CK < ULN, CKMB >= 2 x ULN E=No Troponin, CKMB < ULN, CK >=2 x ULN F= No Troponin or CK, CKMB >=2 x ULN G=Only CK drawn	
14	MAD6	Char	1	$1.	Skip Q 7-8b if N	MI CRITERIA MET (MADA6,MADB6)	Y=Yes N=No	
15	MAD7	Char	1	$1.		TYPE OF MI CRITERIA MET (MADA7,MADB7)	A=Non-procedural MI B=Peri-PCI MI C=Peri-CABG MI	
16	MAD8A	Char	1	$1.	Skip Q 8b if Y	SITE REPORTED DATE (MADA8A,MADB8A)	Y=Yes N=No	
25	MAD8B	Num	8	MMDDYY10.		ADJUDICATED DATE OF EVENT (MADA8B,MADB8B)		
35	MAD8BD	Char	2			Day of ADJUDICATED DATE OF EVENT (MADA8B,MADB8B)		
30	MAD8BM	Char	2			Month of ADJUDICATED DATE OF EVENT (MADA8B,MADB8B)		

#	Variable	Type	Length	Format	Skip Details	Label	Coding if Categorical	Version Change
40	MAD8BY	Char	4			Year of ADJUDICATED DATE OF EVENT (MADA8B,MADB8B)		
17	MAD9	Char	1	$1.	Skip Q 10 if N	CEC REQUEST FOR INFORMATION (MADA9,MADB9)	Y=Yes N=No	
18	MAD10	Char	1	$1.		INFORMATION REC'D BY CEC (MADA10,MADB10)	Y=Yes N=No	
43	MADB11	Char	1	$1.		INITIAL REVIEW MATCH FINAL ADJ (MADB11)	Y=Yes N=No	Added 6/20/08
19	MAD11	Char	21	$21.		CEC COMMENTS-1 (MADA11,MADB12)		
20	MAD11A	Char	21	$21.		CEC COMMENTS-2 (MADA11A,MADB12A)		
26	MAD13	Num	8	MMDDYY10.		DATE REVIEWER SIGNED (MADA13,MADB14)		
36	MAD13D	Char	2			Day of DATE REVIEWER SIGNED (MADA13,MADB14)		
31	MAD13M	Char	2			Month of DATE REVIEWER SIGNED (MADA13,MADB14)		
41	MAD13Y	Char	4			Year of DATE REVIEWER SIGNED (MADA13,MADB14)		
27	MAD15	Num	8	MMDDYY10.		DATE CEC ADMIN SIGNED (MADA15,MADB16)		
37	MAD15D	Char	2			Day of DATE CEC ADMIN SIGNED (MADA15,MADB16)		
32	MAD15M	Char	2			Month of DATE CEC ADMIN SIGNED (MADA15,MADB16)		
42	MAD15Y	Char	4			Year of DATE CEC ADMIN SIGNED (MADA15,MADB16)		
44	BLIND_EPID	Char	3			EPID (MADA0A,MADB0A)		
45	BLIND_MD_ID	Char	3			PHYSICIAN REVIEWER INITIALS (MADA12,MADB13)		
46	BLIND_STAFF_ID	Char	3			CEC ADMIN INITIALS (MADA14,MADB15)		

Obs	BLINDID	VERS	MAD0B	MAD1	MAD2	MAD2A	MAD2B	MAD2C	MAD2D	MAD2E	MAD3	MAD4	MAD5	MAD6	MAD7	MAD8A	MAD9	MAD10	MAD11
1	0004	A	MI1	Y	Y		1				Y	A	A	Y	A	Y	N		
2	0044	B	MI1	N	N						Y	B	H	Y	B	N	N		CEC GENERATED MI EVEN
3	0044	B	MI1	Y	Y		1				Y	A	A	Y	A	Y	N		
4	0044	B	UA1	Y	N						N			N			N		
5	0044	B	MI1	Y	N						N			N			N		
6	0055	A	MI1	N	N						N			N			N		
7	0055	B	MI1	Y	N						N			N			N		ADJUDICATED WITH INSU
8	0055	B	UA1	N	N						N			N			N		
9	0056	A	MI1	Y	N						Y	A	A	Y	A	Y	N		
10	0062	A	UA1	Y	N						Y	A	B	Y	A	Y	N		

Obs	MAD11A	VISIT	FSEQNO	MAD0C	MAD0D	MAD8B	MAD13	MAD15	MAD0CM	MAD0DM	MAD8BM	MAD13M	MAD15M	MAD0CD
1		3	1	08/21/2004	03/30/2005		03/29/2005	03/29/2005	08	03		03	03	21
2	T REVASC (PCI) 30APR	12	0	05/01/2008	04/01/2010	05/01/2008	03/29/2010	03/29/2010	05	04	05	03	03	01
3		12	1	04/29/2008	04/01/2010		03/29/2010	03/29/2010	04	04		03	03	29
4		13	0	11/18/2008	05/22/2009		05/22/2009	05/22/2009	11	05		05	05	18
5		13	1	11/18/2008	05/22/2009		05/22/2009	05/22/2009	11	05		05	05	18
6		8	0	02/14/2007	02/01/2008		01/30/2008	01/30/2008	02	02		01	01	14
7	FFICINET DOCUMENTATIO	13	0	04/13/2009	04/01/2010		03/29/2010	03/29/2010	04	04		03	03	13
8		13	1	04/15/2009	04/01/2010		03/29/2010	03/29/2010	04	04		03	03	15
9		5	1	02/11/2006	07/19/2006		07/17/2006	07/17/2006	02	07		07	07	11
10		3	1	10/16/2004	05/27/2005		05/20/2005	05/20/2005	10	05		05	05	16

Obs	MAD0DD	MAD8BD	MAD13D	MAD15D	MAD0CY	MAD0DY	MAD8BY	MAD13Y	MAD15Y	MADB11	BLIND_EPID	BLIND_MD_ID	BLIND_STAFF_ID
1	30		29	29	2004	2005		2005	2005		482	039	653

Obs	*MAD0DD*	*MAD8BD*	*MAD13D*	*MAD15D*	*MAD0CY*	*MAD0DY*	*MAD8BY*	*MAD13Y*	*MAD15Y*	*MADB11*	*BLIND_EPID*	*BLIND_MD_ID*	*BLIND_STAFF_ID*
2	01	01	29	29	2008	2010	2008	2010	2010	Y	096	092	435
3	01		29	29	2008	2010		2010	2010	Y	096	092	435
4	22		22	22	2008	2009		2009	2009	Y	564	007	435
5	22		22	22	2008	2009		2009	2009	Y	564	007	435
6	01		30	30	2007	2008		2008	2008		237	005	559
7	01		29	29	2009	2010		2010	2010	Y	302	005	559
8	01		29	29	2009	2010		2010	2010	Y	302	061	559
9	19		17	17	2006	2006		2006	2006		113	073	540
10	27		20	20	2004	2005		2005	2005		147	044	507

Form Version

VERS	Frequency	Percent
A	250	66.31
B	127	33.69

EVENT TYPE & NUMBER (MADA0B,MADB0B)

MAD0B	Frequency	Percent
CAB	9	2.39
MI1	217	57.56
MI2	8	2.12
NCA	34	9.02
UA1	105	27.85
UA2	3	0.80
UA3	1	0.27

ISCHEMIC SYMPTOMS EXPERIENCED (MADA1,MADB1)

MAD1	Frequency	Percent
N	62	16.45
Y	315	83.55

ECG CHANGES CONSISTENT WITH INFARCTION (MADA2,MADB2)

MAD2	Frequency	Percent
N	264	70.03
Y	113	29.97

NEW SIGNIFICANT Q WAVES (MADA2A,MADB2A)

MAD2A	Frequency	Percent
0	2	0.53
1	4	1.06
Missing	371	98.41

ST SEGMENT TO T-WAVE CHANGES (MADA2B,MADB2B)

MAD2B	Frequency	Percent
1	77	20.42
Missing	300	79.58

DEVELOPMENT OF NEW LEFT BB BLOCK (MADA2C,MADB2C)

MAD2C	Frequency	Percent
1	3	0.80
Missing	374	99.20

ST SEGMENT/THROMBOLYTICS OR PCI (MADA2D,MADB2D)

MAD2D	Frequency	Percent
0	1	0.27
1	34	9.02
Missing	342	90.72

NEW PATHOLOGIC Q WAVES (MADA2E,MADB2E)

MAD2E	Frequency	Percent
1	4	1.06
Missing	373	98.94

CARDIAC MARKER CRITERIA (MADA3,MADB3)

MAD3	Frequency	Percent
N	121	32.10
Y	256	67.90

TYPE OF MI (MADA4,MADB4)

MAD4	Frequency	Percent
A	246	65.25
B	9	2.39
Missing	122	32.36

SPECIFIC MARKER CRITERIA MET (MADA5,MADB5)

MAD5	Frequency	Percent
A	238	63.13
B	5	1.33
C	2	0.53
F	1	0.27
H	9	2.39
Missing	122	32.36

MI CRITERIA MET (MADA6,MADB6)

MAD6	Frequency	Percent
N	156	41.38
Y	221	58.62

TYPE OF MI CRITERIA MET (MADA7,MADB7)

MAD7	Frequency	Percent
A	213	56.50
B	8	2.12
Missing	156	41.38

SITE REPORTED DATE (MADA8A,MADB8A)

MAD8A	Frequency	Percent
N	73	19.36
Y	148	39.26
Missing	156	41.38

CEC REQUEST FOR INFORMATION (MADA9,MADB9)

MAD9	Frequency	Percent
N	374	99.20
Y	2	0.53
Missing	1	0.27

INFORMATION REC'D BY CEC (MADA10,MADB10)

MAD10	Frequency	Percent
Missing	377	100.00

INITIAL REVIEW MATCH FINAL ADJ (MADB11)

MADB11	Frequency	Percent
N	2	0.53
Y	122	32.36
Missing	253	67.11

Data Set Name	OUTA_NIDDKv1	Observations	894
Created	February 6, 2013	Variables	134
Last Modified	February 6, 2013		

#	Variable	Type	Length	Format	Skip Details	Label	Coding if Categorical	Version Change
1	BLINDID	Char	4	$4.		Blind ID		
2	VERS	Char	1	$1.		Form Version		
73	VISIT	Num	8			Study Contact Occasion		
74	FSEQNO	Num	8			Form Sequence Number		
3	OUTA2	Char	1	$1.	Skip Q 3-17f if N	PATIENT'S DEATH DOCUMENTED (OUTA2)	Y=Yes N=No	
80	OUTA3	Num	8	MMDDYY10.		DATE OF DEATH (OUTA3)		
4	OUTA4	Char	1	$1.	Skip Q 5 if B Skip Q 5-6 if C Skip Q 5-7 if D Skip Q 5-8 if E	ASSESSMENT OF DEATH (OUTA4)	A=Artherosclerotic Coronary Heart Disease B=Atherosclerotic Vascular Disease, exc coronary disease C=Other CV Disease D=Non-Cardiovascular E=Unknown	
5	OUTA5	Char	1	$1.	Skip Q 6-8 if A Skip Q 6-8 if B Skip Q 6-8 if C Skip Q 6-8 if D Skip Q 6-8 if E	PRIMARY ACH DISEASE-DEATH (OUTA5)	A=Acute MI B=Sudden Death C=Non-sudden death D=Cardiovascular Unwitnessed death E=Procedural	
6	OUTA6	Char	1	$1.	Skip Q 7-8 if A Skip Q 7-8 if B Skip Q 7-8 if C Skip Q 7-8 if D	PRIMARY AV DISEASE-DEATH (OUTA6)	A=Cerebrovascular disease, including stroke and hemorrhage B=Aortic, mesenteric, renal vascular, or peripheral vascular disease C=Procedural D=Other	

#	Variable	Type	Length	Format	Skip Details	Label	Coding if Categorical	Version Change
7	OUTA7	Char	1	$1.	Skip Q 8 if A Skip Q 8 if B Skip Q 8 if C Skip Q 8 if D Skip Q 8 if E	PRIMARY OTHER CV DISEASE-DEATH (OUTA7)	A=Pulmonary Embolism B=Endocarditis C=Valvular Disease D=Procedural E=Other	
8	OUTA8	Char	1	$1.		PRIMARY NON-CV-DEATH (OUTA8)	A=Infection B=Malignancy C=Pulmonary D=Gastrointestinal E=Accidental F=Suicide G=Diabetes H=Renal I=Other	
9	OUTA9	Char	1	$1.	Skip Q 10 if N	HOSPITALIZED AT TIME OF DEATH (OUTA9)	Y=Yes N=No	
10	OUTA10	Char	1	$1.	Skip Q 11 if Y	DEATH/DISCHARGE SUMMARY SENT (OUTA10)	Y=Yes, Hospital death/discharge summary is complete S=Yes, hospital is being sent with Physician Narrative N=No, hospital death/discharge summary is unavailable	
11	OUTA11	Char	1	$1.		PHYSICIAN NARRATIVE SENT (OUTA11)	Y=Yes N=No	
12	OUTA12	Char	1	$1.	Skip Q 13 if N Skip Q 13 if U	AUTOPSY PERFORMED (OUTA12)	Y=Yes N=No U=Unknown	
13	OUTA13	Char	1	$1.		AUTOPSY REPORT SENT (OUTA13)	A=Autopsy being sent to DCC B=Autopsy is unavailable will send physician narrative C=Site unable to obtain autopsy and Investigator is unaware of principal findings	
81	OUTA14A	Num	8	MMDDYY10.		DATE OF CREATININE (OUTA14A)		
107	OUTA14AD	Char	2			Day of DATE OF CREATININE (OUTA14A)		
94	OUTA14AM	Char	2			Month of DATE OF CREATININE (OUTA14A)		
120	OUTA14AY	Char	4			Year of DATE OF CREATININE (OUTA14A)		

#	Variable	Type	Length	Format	Skip Details	Label	Coding if Categorical	Version Change
75	OUTA14B	Num	8			CREATININE VALUE (OUTA14B)		
14	OUTA15	Char	1	$1.		DEATH CLINICALLY EXPECTED (OUTA15)	Y=Yes N=No U=Unknown	
15	OUTA16	Char	1	$1.	Skip Q 17a-17f if N Skip Q 17a-17f if U	PRIOR DEATH-RECURRENCE OF RENAL FAILURE (OUTA16)	Y=Yes N=No U=Unknown	
82	OUTA17A	Num	8	MMDDYY10.		DATE OF RENAL FAILURE (OUTA17A)		
108	OUTA17AD	Char	2			Day of DATE OF RENAL FAILURE (OUTA17A)		
95	OUTA17AM	Char	2			Month of DATE OF RENAL FAILURE (OUTA17A)		
121	OUTA17AY	Char	4			Year of DATE OF RENAL FAILURE (OUTA17A)		
16	OUTA17B	Char	1	$1.		DEATH-COMPLICATIONS OF ACUTE RENAL FAILURE (OUTA17B)	Y=Yes N=No U=Unknown	
17	OUTA17C	Char	1	$1.		DEATH-REFUSAL TO REINITIATE DIALYSIS (OUTA17C)	Y=Yes N=No U=Unknown	
18	OUTA17D	Char	1	$1.	Skip Q 17e-17f if N Skip Q 17e-17f if U	DEATH RELATED TO PROCED. TO TREAT RENAL FAILURE (OUTA17D)	Y=Yes N=No U=Unknown	
19	OUTA17E	Char	1	$1.		RENAL FAILURE PROCED. RELATED TO DEATH (OUTA17E)	A=Dialysis procedure B=Dialysis access procedure C=Renal re-transplantation D=Other	
83	OUTA17F	Num	8	MMDDYY10.		DATE OF RF PROCEDURE (OUTA17F)		
109	OUTA17FD	Char	2			Day of DATE OF RF PROCEDURE (OUTA17F)		
96	OUTA17FM	Char	2			Month of DATE OF RF PROCEDURE (OUTA17F)		
122	OUTA17FY	Char	4			Year of DATE OF RF PROCEDURE (OUTA17F)		
20	OUTA18	Char	1	$1.	Skip Q 19-44b if N	OTHER EVENTS REPORTED ON THIS OUT (OUTA18)	Y=Yes N=No	

#	Variable	Type	Length	Format	Skip Details	Label	Coding if Categorical	Version Change
84	OUTA19	Num	8	MMDDYY10.		HOSPITALIZATION ADMISSION DATE (OUTA19)		
110	OUTA19D	Char	2			Day of HOSPITALIZATION ADMISSION DATE (OUTA19)		
97	OUTA19M	Char	2			Month of HOSPITALIZATION ADMISSION DATE (OUTA19)		
123	OUTA19Y	Char	4			Year of HOSPITALIZATION ADMISSION DATE (OUTA19)		
21	OUTA20	Char	1	$1.		HOSPITAL D/C SUMMARY SENT (OUTA20)	Y=Hospital Discharge Summary is being sent to the DCC S=Hospital discharge summer is being sent and physician narrative N=Hospital discharge summary is not able to be obtained	
22	OUTA21A	Char	1	$1.	Skip Q 21b-25j if N	NON-FATAL MI DOCUMENTED (OUTA21A)	Y=Yes N=No	
76	OUTA21B	Num	8			EVENT NUMBER-MI (OUTA21B)		
85	OUTA21C	Num	8	MMDDYY10.		EVENT DATE-MI (OUTA21C)		
111	OUTA21CD	Char	2			Day of EVENT DATE-MI (OUTA21C)		
98	OUTA21CM	Char	2			Month of EVENT DATE-MI (OUTA21C)		
124	OUTA21CY	Char	4			Year of EVENT DATE-MI (OUTA21C)		
23	OUTA22	Char	1	$1.		EVENT OCCUR-CORONARY REVAS. (OUTA22)	Y=Yes N=No	
24	OUTA23	Char	1	$1.		ISCHEMIC SYMPTOMS EXPERIENCED-MI (OUTA23)	Y=Yes N=No	
25	OUTA24A	Char	1	$1.	Skip Q 24b if N	CARDIAC MARKERS DRAWN-MI (OUTA24A)	Y=Yes N=No	
26	OUTA24B	Char	1	$1.		LAB REPORTS SENT-MI (OUTA24B)	Y=Yes N=No	
27	OUTA25A	Char	1	$1.	Skip Q 25b-25j if N	ECG PERFORMED-MI (OUTA 25A)	Y=Yes N=No	

#	Variable	Type	Length	Format	Skip Details	Label	Coding if Categorical	Version Change
28	OUTA25B	Char	1	$1.	Skip Q 25c-25j if N	NEW ECG CHANGES-MI (OUTA25B)	Y=Yes N=No	
86	OUTA25C	Num	8	MMDDYY10.		DATE OF ECG-MI (OUTA25C)		
112	OUTA25CD	Char	2			Day of DATE OF ECG-MI (OUTA25C)		
99	OUTA25CM	Char	2			Month of DATE OF ECG-MI (OUTA25C)		
125	OUTA25CY	Char	4			Year of DATE OF ECG-MI (OUTA25C)		
29	OUTA25D	Char	1	$1.		NEW SIGNIFICANT Q WAVES-MI (OUTA25D)	Y=Yes N=No	
30	OUTA25E	Char	1	$1.		ST SEGMENT TO T-WAVE CHANGES-MI (OUTA25E)	Y=Yes N=No	
31	OUTA25F	Char	1	$1.		DEVELOP NEW LEFT BB BLOCK-MI (OUTA25F)	Y=Yes N=No	
32	OUTA25G	Char	1	$1.		ST SEGMENT/THROMBOLYTICS OR PCI (OUTA25G)	Y=Yes N=No	
33	OUTA25H	Char	1	$1.	Skip Q 25i-25j if N	OTHER ISCHEMIC CHANGES-MI (OUTA25H)	Y=Yes N=No	
34	OUTA25I	Char	72	$72.		DESCRIBE ISCHEMIC CHANGES-MI (OUTA25I)		
35	OUTA25J	Char	72	$72.		DESCRIBE ISCHEMIC CHANGES 1-MI (OUTA25J)		
36	OUTA26A	Char	1	$1.	Skip Q 26b-29j if N	UNSTABLE ANGINA DOCUMENTED (OUTA26A)	Y=Yes N=No	
77	OUTA26B	Num	8			EVENT NUMBER-USA (OUTA26B)		
87	OUTA26C	Num	8	MMDDYY10.		EVENT DATE-USA (OUTA26C)		
113	OUTA26CD	Char	2			Day of EVENT DATE-USA (OUTA26C)		
100	OUTA26CM	Char	2			Month of EVENT DATE-USA (OUTA26C)		
126	OUTA26CY	Char	4			Year of EVENT DATE-USA (OUTA26C)		
37	OUTA27	Char	1	$1.		ISCHEMIC SYMPTOMS EXPERIENCED-USA (OUTA27)	Y=Yes N=No	
38	OUTA28A	Char	1	$1.	Skip Q 28b-29j if N	CARDIAC MARKERS DRAWN-USA(OUTA28A)	Y=Yes N=No	

#	Variable	Type	Length	Format	Skip Details	Label	Coding if Categorical	Version Change
39	OUTA28B	Char	1	$1.		LAB REPORTS SENT-USA (OUTA28B)	Y=Yes N=No	
40	OUTA29A	Char	1	$1.	Skip Q 29b-29j if N	ECG PERFORMED-USA (OUTA29A)	Y=Yes N=No	
41	OUTA29B	Char	1	$1.	Skip Q 29c-29j if N	NEW ECG CHANGES-USA (OUTA29B)	Y=Yes N=No	
88	OUTA29C	Num	8	MMDDYY10.		DATE OF ECG-USA (OUTA29C)		
114	OUTA29CD	Char	2			Day of DATE OF ECG-USA (OUTA29C)		
101	OUTA29CM	Char	2			Month of DATE OF ECG-USA (OUTA29C)		
127	OUTA29CY	Char	4			Year of DATE OF ECG-USA (OUTA29C)		
42	OUTA29D	Char	1	$1.		NEW SIGNIFICANT Q WAVES-USA (OUTA29D)	Y=Yes N=No	
43	OUTA29E	Char	1	$1.		ST SEGMENT TO T-WAVE CHANGES-USA (OUTA29E)	Y=Yes N=No	
44	OUTA29F	Char	1	$1.		DEVELOP NEW LEFT BB BLOCK-USA (OUTA29F)	Y=Yes N=No	
45	OUTA29G	Char	1	$1.		ST SEGMENT/THROMBOLYTICS OR PCI (OUTA29G)	Y=Yes N=No	
46	OUTA29H	Char	1	$1.	Skip Q 29i-29j if N	OTHER ISCHEMIC CHANGES-USA (OUTA29H)	Y=Yes N=No	
47	OUTA29I	Char	72	$72.		DESCRIBE ISCHEMIC CHANGES-USA (OUTA29I)		
48	OUTA29J	Char	72	$72.		DESCRIBE ISCHEMIC CHANGES 1-USA (OUTA29J)		
49	OUTA30A	Char	1	$1.	Skip Q 30b-34b if N	STROKE DOCUMENTED (OUTA30A)	Y=Yes N=No	
78	OUTA30B	Num	8			EVENT NUMBER-STROKE (OUTA30B)		
89	OUTA30C	Num	8	MMDDYY10.		EVENT DATE-STROKE (OUTA30C)		
115	OUTA30CD	Char	2			Day of EVENT DATE-STROKE (OUTA30C)		
102	OUTA30CM	Char	2			Month of EVENT DATE-STROKE (OUTA30C)		
128	OUTA30CY	Char	4			Year of EVENT DATE-STROKE (OUTA30C)		

#	Variable	Type	Length	Format	Skip Details	Label	Coding if Categorical	Version Change
50	OUTA31	Char	1	$1.	Skip Q 32-34b if N Skip Q 32-34b if U	NEUROLOGICAL DEFICIT SUFFERED-STROKE (OUTA31)	Y=Yes N=No U=Unknown	
51	OUTA32	Char	1	$1.		NEURO DEFICIT REVERSIBLE WITHIN 24 HRS-STROKE (OUTA32)	Y=Yes N=No U=Unknown	
52	OUTA33A	Char	1	$1.	Skip Q 33b if N Skip Q 33b if U	NEURO CONSULT PERFORMED WITH EVENT-STROKE (OUTA33A)	Y=Yes N=No U=Unknown	
53	OUTA33B	Char	1	$1.		NEURO REPORT SENT-STROKE (OUTA33B)	Y=Yes, report sent to DCC N=No, site is unable to obtain a copy of this report but a Physician Narrative is being sent to DCC F=No, site is unable to report on findings	
54	OUTA34A	Char	1	$1.	Skip Q 34b if N Skip Q 34b if U	IMAGING STUDIES PERFORMED-STROKE (OUTA34A)	Y=Yes N=No U=Unknown	
55	OUTA34B	Char	1	$1.		IMAGING STUDIES REPORT SENT-STROKE (OUTA34B)	Y=Yes, report sent to DCC N=No, site is unable to obtain a copy of this report but a Physician Narrative is being sent to DCC F=No, site is unable to obtain a copy of this report	
56	OUTA35A	Char	1	$1.	Skip Q 35b-38 if N	RSD EVENT DOCUMENTED (OUTA35A)	Y=Yes N=No	
79	OUTA35B	Num	8			EVENT NUMBER-RSD (OUTA35B)		
90	OUTA35C	Num	8	MMDDYY10.		EVENT DATE-RSD (OUTA35C)		
116	OUTA35CD	Char	2			Day of EVENT DATE-RSD (OUTA35C)		
103	OUTA35CM	Char	2			Month of EVENT DATE-RSD (OUTA35C)		
129	OUTA35CY	Char	4			Year of EVENT DATE-RSD (OUTA35C)		
57	OUTA36	Char	1	$1.		LOSS OF CONSCIOUSNESS DUE TO CA-RSD (OUTA36)	Y=Yes N=No U=Unknown	

#	Variable	Type	Length	Format	Skip Details	Label	Coding if Categorical	Version Change
58	OUTA37A	Char	1	$1.		RESUSCITATIVE MEANS-CPR-RSD (OUTA37A)	Y=Yes N=No U=Unknown	
59	OUTA37B	Char	1	$1.		RESUSCITATIVE MEANS-CARDIAC DEFIB-RSD (OUTA37B)	Y=Yes N=No U=Unknown	
60	OUTA37C	Char	1	$1.		RESUSCITATIVE MEANS-CARDIOVERSION-RSD (OUTA37C)	Y=Yes N=No U=Unknown	
61	OUTA37D	Char	1	$1.		RESUSCITATIVE MEANS-OTHER-RSD (OUTA37D)	Y=Yes N=No	
62	OUTA38	Char	1	$1.		PATIENT'S STATUS AFTER RESUSCITATED-RSD (OUTA38)	A=The pt was resuscitated but then later died in the setting of this acute event B=The pt was resuscitated but did not regain consciousness C=The pt was resuscitated and was able to regain consciousness after the event D=Unknown	
63	OUTA39	Char	1	$1.	Skip Q 40a-41b if N	NON-CABG BEING REPORTED (OUTA39)	Y=Yes N=No	
106	OUTA3D	Char	2			Day of DATE OF DEATH (OUTA3)		
93	OUTA3M	Char	2			Month of DATE OF DEATH (OUTA3)		
119	OUTA3Y	Char	4			Year of DATE OF DEATH (OUTA3)		
64	OUTA40A	Char	1	$1.	Skip Q 40b if N	NEW PATHOLOGIC Q WAVES-NON-CABG (OUTA40A)	Y=Yes N=No	
65	OUTA40B	Char	1	$1.		ECG/ECHO REPORT SENT-NON-CABG (OUTA40B)	Y=Yes, report is being sent to the DCC N=No, site is unable to obtain copy but a Physician Narrative is being sent F=No, site is unable to report on any findings of ECG or echo	
66	OUTA41A	Char	1	$1.	Skip Q 41b if N	CM ELEVATIONS >=3X ULN AND >=50%-NON-CABG (OUTA41A)	Y=Yes N=No	

#	Variable	Type	Length	Format	Skip Details	Label	Coding if Categorical	Version Change
67	OUTA41B	Char	1	$1.		LAB REPORTS SENT-NON-CABG (OUTA41B)	Y=Yes, report is being sent to the DCC N=No, site is unable to obtain copy but a Physician Narrative is being sent F=No, site is unable to report on any findings of cardiac markers	
68	OUTA42	Char	1	$1.	Skip Q 43a-44b if N	URGENT CABG REPORTED (OUTA42)	Y=Yes N=No	
69	OUTA43A	Char	1	$1.	Skip Q 43b if N	NEW PATHOLOGIC Q WAVES-CABG (OUTA43A)	Y=Yes N=No	
70	OUTA43B	Char	1	$1.		ECG/ECHO REPORT SENT-CABG(OUTA43B)	Y=Yes, report is being sent to the DCC N=No, site is unable to obtain copy but a Physician Narrative is being sent F=No, site is unable to report on any findings of ECG or echo	
71	OUTA44A	Char	1	$1.	Skip Q 44b if N	CM ELEVATIONS >=5X ULN AND >=50%-CABG (OUTA44A)	Y=Yes N=No	
72	OUTA44B	Char	1	$1.		LAB REPORTS SENT-CABG (OUTA44B)	Y=Yes, report is being sent to the DCC N=No, site is unable to obtain copy but a Physician Narrative is being sent F=No, site is unable to report on any findings of cardiac markers	
91	OUTA46	Num	8	MMDDYY10.		DATE OF DATA COLLECTION (OUTA46)		
117	OUTA46D	Char	2			Day of DATE OF DATA COLLECTION (OUTA46)		
104	OUTA46M	Char	2			Month of DATE OF DATA COLLECTION (OUTA46)		
130	OUTA46Y	Char	4			Year of DATE OF DATA COLLECTION (OUTA46)		
92	OUTA48	Num	8	MMDDYY10.		DATE SIGNED (OUTA48)		
118	OUTA48D	Char	2			Day of DATE SIGNED (OUTA48)		

#	Variable	Type	Length	Format	Skip Details	Label	Coding if Categorical	Version Change
105	OUTA48M	Char	2			Month of DATE SIGNED (OUTA48)		
131	OUTA48Y	Char	4			Year of DATE SIGNED (OUTA48)		
133	BLIND_EPID	Char	3			EPID (OUTA1)		
132	BLIND_INVES_ID	Char	2	$2.		SITE INVESTIGATOR-PRINTED NAME (OUTA47A)		
134	BLIND_STAFF_ID	Char	3			DATA COLLECTOR INITIALS (OUTA45)		

Obs	BLINDID	VERS	OUTA2	OUTA4	OUTA5	OUTA6	OUTA7	OUTA8	OUTA9	OUTA10	OUTA11	OUTA12	OUTA13	OUTA15	OUTA16	OUTA17B	OUTA17C
1	0001	A	Y	D				A	Y	Y		N		Y	N		
2	0004	A	N														
3	0004	A	Y	A	B				N		Y	N		U	N		
4	0007	A	Y	D				I	N		Y	N		Y	N		
5	0008	A	Y	D				B	N		Y	N		Y	N		
6	0021	A	Y	D				C	Y	Y		N		Y	N		
7	0035	A	Y	A	B				N		Y	N		N	N		
8	0036	A	Y	D				A	Y	Y		N		U	Y	N	N
9	0037	A	Y	D				B	N		Y	N		Y	U		
10	0044	A	N														

Obs	OUTA17D	OUTA17E	OUTA18	OUTA20	OUTA21A	OUTA22	OUTA23	OUTA24A	OUTA24B	OUTA25A	OUTA25B	OUTA25D	OUTA25E	OUTA25F
1			N											
2			Y	Y	Y	N	N	Y	Y	Y	Y	N	Y	N
3			N											
4			N											
5			N											
6			N											
7			N											

Obs	OUTA17D	OUTA17E	OUTA18	OUTA20	OUTA21A	OUTA22	OUTA23	OUTA24A	OUTA24B	OUTA25A	OUTA25B	OUTA25D	OUTA25E	OUTA25F
8	N		N											
9			N											
10			Y	Y	Y	N	Y	Y	Y	Y	Y	Y	Y	N

Obs	OUTA25G	OUTA25H	OUTA25I	OUTA25J	OUTA26A	OUTA27	OUTA28A	OUTA28B	OUTA29A	OUTA29B	OUTA29D	OUTA29E	OUTA29F	OUTA29G
1														
2	N	N			N									
3														
4														
5														
6														
7														
8														
9														
10	N	N			N									

Obs	OUTA29H	OUTA29I	OUTA29J	OUTA30A	OUTA31	OUTA32	OUTA33A	OUTA33B	OUTA34A	OUTA34B	OUTA35A	OUTA36	OUTA37A	OUTA37B
1														
2				N							N			
3														
4														
5														
6														
7														
8														
9														
10				N							N			

Obs	OUTA37C	OUTA37D	OUTA38	OUTA39	OUTA40A	OUTA40B	OUTA41A	OUTA41B	OUTA42	OUTA43A	OUTA43B	OUTA44A	OUTA44B	VISIT	FSEQNO
1														11	2
2				N					N					3	1
3														10	1
4														6	1
5														4	4
6														6	3
7														11	1
8														6	2
9														6	1
10				N					N					12	1

Obs	OUTA14B	OUTA21B	OUTA26B	OUTA30B	OUTA35B	OUTA3	OUTA14A	OUTA17A	OUTA17F	OUTA19	OUTA21C	OUTA25C	OUTA26C
1	1.3					08/08/2008	07/10/2008						
2		1								08/21/2004	08/21/2004	08/21/2004	
3	1.4					04/20/2008	01/07/2008						
4						11/14/2006							
5	2.2					04/06/2006	03/31/2006						
6	1.5					01/27/2006	01/27/2006						
7	1.3					11/12/2007	11/05/2007						
8	0.5					05/16/2006	05/16/2006	03/06/2006					
9	3.9					07/08/2006	05/28/2006						
10		1								04/29/2008	04/29/2008	04/29/2008	

Obs	OUTA29C	OUTA30C	OUTA35C	OUTA46	OUTA48	OUTA3M	OUTA14AM	OUTA17AM	OUTA17FM	OUTA19M	OUTA21CM	OUTA25CM	OUTA26CM
1				08/15/2008	08/18/2008	08	07						
2				12/27/2004	12/28/2004					08	08	08	
3				02/24/2009	05/04/2009	04	01						

Obs	OUTA29C	OUTA30C	OUTA35C	OUTA46	OUTA48	OUTA3M	OUTA14AM	OUTA17AM	OUTA17FM	OUTA19M	OUTA21CM	OUTA25CM	OUTA26CM
4				03/06/2007	03/06/2007	11							
5				05/24/2006	06/05/2006	04	03						
6				04/28/2006	05/19/2006	01	01						
7				04/07/2008	04/07/2008	11	11						
8				01/30/2007	01/31/2007	05	05	03					
9				08/17/2006	08/18/2006	07	05						
10				10/15/2008	10/20/2008					04	04	04	

Obs	OUTA29CM	OUTA30CM	OUTA35CM	OUTA46M	OUTA48M	OUTA3D	OUTA14AD	OUTA17AD	OUTA17FD	OUTA19D	OUTA21CD	OUTA25CD
1				08	08	08	10					
2				12	12					21	21	21
3				02	05	20	07					
4				03	03	14						
5				05	06	06	31					
6				04	05	27	27					
7				04	04	12	05					
8				01	01	16	16	06				
9				08	08	08	28					
10				10	10					29	29	29

Obs	OUTA26CD	OUTA29CD	OUTA30CD	OUTA35CD	OUTA46D	OUTA48D	OUTA3Y	OUTA14AY	OUTA17AY	OUTA17FY	OUTA19Y	OUTA21CY	OUTA25CY
1					15	18	2008	2008					
2					27	28					2004	2004	2004
3					24	04	2008	2008					
4					06	06	2006						
5					24	05	2006	2006					
6					28	19	2006	2006					

Obs	OUTA26CD	OUTA29CD	OUTA30CD	OUTA35CD	OUTA46D	OUTA48D	OUTA3Y	OUTA14AY	OUTA17AY	OUTA17FY	OUTA19Y	OUTA21CY	OUTA25CY
7					07	07	2007	2007					
8					30	31	2006	2006	2006				
9					17	18	2006	2006					
10					15	20					2008	2008	2008

Obs	OUTA26CY	OUTA29CY	OUTA30CY	OUTA35CY	OUTA46Y	OUTA48Y	BLIND_INVES_ID	BLIND_EPID	BLIND_STAFF_ID
1					2008	2008	46	313	040
2					2004	2004	12	482	238
3					2009	2009	12	854	002
4					2007	2007	03	570	787
5					2006	2006	50	251	181
6					2006	2006	50	117	181
7					2008	2008	06	839	273
8					2007	2007	38	628	249
9					2006	2006	38	246	249
10					2008	2008	39	096	448

Form Version

VERS	Frequency	Percent
A	894	100.00

PATIENT'S DEATH DOCUMENTED (OUTA2)

OUTA2	Frequency	Percent
N	408	45.64
Y	485	54.25
Missing	1	0.11

ASSESSMENT OF DEATH (OUTA4)

OUTA4	Frequency	Percent
A	88	9.84
B	30	3.36
C	30	3.36
D	285	31.88
E	52	5.82
Missing	409	45.75

PRIMARY ACH DISEASE-DEATH (OUTA5)

OUTA5	Frequency	Percent
A	35	3.91
B	35	3.91
C	9	1.01
D	6	0.67
E	3	0.34
Missing	806	90.16

PRIMARY AV DISEASE-DEATH (OUTA6)

OUTA6	Frequency	Percent
A	24	2.68
B	5	0.56
D	1	0.11
Missing	864	96.64

PRIMARY OTHER CV DISEASE-DEATH (OUTA7)

OUTA7	Frequency	Percent
A	2	0.22
B	3	0.34
C	4	0.45
E	21	2.35
Missing	864	96.64

PRIMARY NON-CV-DEATH (OUTA8)

OUTA8	Frequency	Percent
A	84	9.40
B	67	7.49
C	40	4.47
D	9	1.01
E	6	0.67
F	2	0.22
G	3	0.34
H	21	2.35
I	53	5.93
Missing	609	68.12

HOSPITALIZED AT TIME OF DEATH (OUTA9)

OUTA9	Frequency	Percent
N	197	22.04
Y	284	31.77
Missing	413	46.20

DEATH/DISCHARGE SUMMARY SENT (OUTA10)

OUTA10	Frequency	Percent
N	67	7.49
S	9	1.01
Y	208	23.27
Missing	610	68.23

PHYSICIAN NARRATIVE SENT (OUTA11)

OUTA11	Frequency	Percent
N	33	3.69
Y	237	26.51
Missing	624	69.80

AUTOPSY PERFORMED (OUTA12)

OUTA12	Frequency	Percent
N	381	42.62
U	72	8.05
Y	32	3.58
Missing	409	45.75

AUTOPSY REPORT SENT (OUTA13)

OUTA13	Frequency	Percent
A	24	2.68
B	3	0.34
C	4	0.45
Missing	863	96.53

DEATH CLINICALLY EXPECTED (OUTA15)

OUTA15	Frequency	Percent
N	157	17.56
U	80	8.95
Y	246	27.52
Missing	411	45.97

PRIOR DEATH-RECURRENCE OF RENAL FAILURE (OUTA16)

OUTA16	Frequency	Percent
N	278	31.10
U	57	6.38
Y	150	16.78
Missing	409	45.75

DEATH-COMPLICATIONS OF ACUTE RENAL FAILURE (OUTA17B)

OUTA17B	Frequency	Percent
N	61	6.82
U	33	3.69
Y	56	6.26
Missing	744	83.22

DEATH-REFUSAL TO REINITIATE DIALYSIS (OUTA17C)

OUTA17C	Frequency	Percent
N	135	15.10
U	9	1.01
Y	6	0.67
Missing	744	83.22

DEATH RELATED TO PROCED. TO TREAT RENAL FAILURE (OUTA17D)

OUTA17D	Frequency	Percent
N	138	15.44
U	7	0.78
Y	5	0.56
Missing	744	83.22

RENAL FAILURE PROCED. RELATED TO DEATH (OUTA17E)

OUTA17E	Frequency	Percent
A	2	0.22
B	1	0.11
C	1	0.11
D	1	0.11
Missing	889	99.44

OTHER EVENTS REPORTED ON THIS OUT (OUTA18)

OUTA18	Frequency	Percent
N	399	44.63
Y	493	55.15
Missing	2	0.22

HOSPITAL D/C SUMMARY SENT (OUTA20)

OUTA20	Frequency	Percent
N	69	7.72
S	23	2.57
Y	400	44.74
Missing	402	44.97

NON-FATAL MI DOCUMENTED (OUTA21A)

OUTA21A	Frequency	Percent
N	288	32.21
Y	205	22.93
Missing	401	44.85

EVENT OCCUR-CORONARY REVAS. (OUTA22)

OUTA22	Frequency	Percent
N	200	22.37
Y	4	0.45
Missing	690	77.18

ISCHEMIC SYMPTOMS EXPERIENCED-MI (OUTA23)

OUTA23	Frequency	Percent
N	67	7.49
Y	133	14.88
Missing	694	77.63

CARDIAC MARKERS DRAWN-MI (OUTA24A)

OUTA24A	Frequency	Percent
N	6	0.67
Y	197	22.04
Missing	691	77.29

LAB REPORTS SENT-MI (OUTA24B)

OUTA24B	Frequency	Percent
N	11	1.23
Y	186	20.81
Missing	697	77.96

ECG PERFORMED-MI (OUTA 25A)

OUTA25A	Frequency	Percent
N	25	2.80
Y	177	19.80
Missing	692	77.40

NEW ECG CHANGES-MI (OUTA25B)

OUTA25B	Frequency	Percent
N	79	8.84
Y	95	10.63
Missing	720	80.54

NEW SIGNIFICANT Q WAVES-MI (OUTA25D)

OUTA25D	Frequency	Percent
N	68	7.61
Y	26	2.91
Missing	800	89.49

ST SEGMENT TO T-WAVE CHANGES-MI (OUTA25E)

OUTA25E	Frequency	Percent
N	20	2.24
Y	74	8.28
Missing	800	89.49

DEVELOP NEW LEFT BB BLOCK-MI (OUTA25F)

OUTA25F	Frequency	Percent
N	88	9.84
Y	7	0.78
Missing	799	89.37

ST SEGMENT/THROMBOLYTICS OR PCI (OUTA25G)

OUTA25G	Frequency	Percent
N	53	5.93
Y	40	4.47
Missing	801	89.60

OTHER ISCHEMIC CHANGES-MI (OUTA25H)

OUTA25H	Frequency	Percent
N	77	8.61
Y	17	1.90
Missing	800	89.49

UNSTABLE ANGINA DOCUMENTED (OUTA26A)

OUTA26A	Frequency	Percent
N	380	42.51
Y	113	12.64
Missing	401	44.85

ISCHEMIC SYMPTOMS EXPERIENCED-USA (OUTA27)

OUTA27	Frequency	Percent
N	18	2.01
Y	92	10.29
Missing	784	87.70

CARDIAC MARKERS DRAWN-USA(OUTA28A)

OUTA28A	Frequency	Percent
N	15	1.68
Y	97	10.85
Missing	782	87.47

LAB REPORTS SENT-USA (OUTA28B)

OUTA28B	Frequency	Percent
N	2	0.22
Y	95	10.63
Missing	797	89.15

ECG PERFORMED-USA (OUTA29A)

OUTA29A	Frequency	Percent
N	4	0.45
Y	93	10.40
Missing	797	89.15

NEW ECG CHANGES-USA (OUTA29B)

OUTA29B	Frequency	Percent
N	63	7.05
Y	30	3.36
Missing	801	89.60

NEW SIGNIFICANT Q WAVES-USA (OUTA29D)

OUTA29D	Frequency	Percent
N	26	2.91
Y	3	0.34
Missing	865	96.76

ST SEGMENT TO T-WAVE CHANGES-USA (OUTA29E)

OUTA29E	Frequency	Percent
N	8	0.89
Y	21	2.35
Missing	865	96.76

DEVELOP NEW LEFT BB BLOCK-USA (OUTA29F)

OUTA29F	Frequency	Percent
N	26	2.91
Y	3	0.34
Missing	865	96.76

ST SEGMENT/THROMBOLYTICS OR PCI (OUTA29G)

OUTA29G	Frequency	Percent
N	25	2.80
Y	4	0.45
Missing	865	96.76

OTHER ISCHEMIC CHANGES-USA (OUTA29H)

OUTA29H	Frequency	Percent
N	23	2.57
Y	6	0.67
Missing	865	96.76

STROKE DOCUMENTED (OUTA30A)

OUTA30A	Frequency	Percent
N	403	45.08
Y	90	10.07
Missing	401	44.85

NEUROLOGICAL DEFICIT SUFFERED-STROKE (OUTA31)

OUTA31	Frequency	Percent
N	6	0.67
U	4	0.45
Y	80	8.95
Missing	804	89.93

NEURO DEFICIT REVERSIBLE WITHIN 24 HRS-STROKE (OUTA32)

OUTA32	Frequency	Percent
N	54	6.04
U	8	0.89
Y	18	2.01
Missing	814	91.05

NEURO CONSULT PERFORMED WITH EVENT-STROKE (OUTA33A)

OUTA33A	Frequency	Percent
N	17	1.90
U	7	0.78
Y	56	6.26
Missing	814	91.05

NEURO REPORT SENT-STROKE (OUTA33B)

OUTA33B	Frequency	Percent
F	8	0.89
N	4	0.45
Y	44	4.92
Missing	838	93.74

IMAGING STUDIES PERFORMED-STROKE (OUTA34A)

OUTA34A	Frequency	Percent
N	12	1.34
Y	68	7.61
Missing	814	91.05

IMAGING STUDIES REPORT SENT-STROKE (OUTA34B)

OUTA34B	Frequency	Percent
F	4	0.45
Y	64	7.16
Missing	826	92.39

RSD EVENT DOCUMENTED (OUTA35A)

OUTA35A	Frequency	Percent
N	420	46.98
Y	72	8.05
Missing	402	44.97

LOSS OF CONSCIOUSNESS DUE TO CA-RSD (OUTA36)

OUTA36	Frequency	Percent
N	2	0.22
U	23	2.57
Y	47	5.26
Missing	822	91.95

RESUSCITATIVE MEANS-CPR-RSD (OUTA37A)

OUTA37A	Frequency	Percent
N	11	1.23
U	8	0.89
Y	53	5.93
Missing	822	91.95

RESUSCITATIVE MEANS-CARDIAC DEFIB-RSD (OUTA37B)

OUTA37B	Frequency	Percent
N	33	3.69
U	16	1.79
Y	23	2.57
Missing	822	91.95

RESUSCITATIVE MEANS-CARDIOVERSION-RSD (OUTA37C)

OUTA37C	Frequency	Percent
N	46	5.15
U	20	2.24
Y	6	0.67
Missing	822	91.95

RESUSCITATIVE MEANS-OTHER-RSD (OUTA37D)

OUTA37D	Frequency	Percent
N	44	4.92
Y	28	3.13
Missing	822	91.95

PATIENT'S STATUS AFTER RESUSCITATED-RSD (OUTA38)

OUTA38	Frequency	Percent
A	23	2.57
B	25	2.80
C	16	1.79
D	8	0.89
Missing	822	91.95

NON-CABG BEING REPORTED (OUTA39)

OUTA39	Frequency	Percent
N	416	46.53
Y	76	8.50
Missing	402	44.97

NEW PATHOLOGIC Q WAVES-NON-CABG (OUTA40A)

OUTA40A	Frequency	Percent
N	61	6.82
Y	15	1.68
Missing	818	91.50

ECG/ECHO REPORT SENT-NON-CABG (OUTA40B)

OUTA40B	Frequency	Percent
Y	15	1.68
Missing	879	98.32

CM ELEVATIONS >=3X ULN AND >=50%-NON-CABG (OUTA41A)

OUTA41A	Frequency	Percent
N	35	3.91
Y	40	4.47
Missing	819	91.61

LAB REPORTS SENT-NON-CABG (OUTA41B)

OUTA41B	Frequency	Percent
F	1	0.11
Y	39	4.36
Missing	854	95.53

URGENT CABG REPORTED (OUTA42)

OUTA42	Frequency	Percent
N	468	52.35
Y	24	2.68
Missing	402	44.97

NEW PATHOLOGIC Q WAVES-CABG (OUTA43A)

OUTA43A	Frequency	Percent
N	19	2.13
Y	4	0.45
Missing	871	97.43

ECG/ECHO REPORT SENT-CABG(OUTA43B)

OUTA43B	Frequency	Percent
Y	4	0.45
Missing	890	99.55

CM ELEVATIONS >=5X ULN AND >=50%-CABG (OUTA44A)

OUTA44A	Frequency	Percent
N	16	1.79
Y	6	0.67
Missing	872	97.54

LAB REPORTS SENT-CABG (OUTA44B)

OUTA44B	Frequency	Percent
Y	6	0.67
Missing	888	99.33

NIDDK Closure Data Dictionary - Based on data retrieved May 17, 2010
Continuous Variables of Dataset OUTA

Variable	*Label*	*N*	*Mean*	*Median*	*Std Dev*	*Minimum*	*Maximum*
OUTA14B	CREATININE VALUE (OUTA14B)	474	2.90	2.20	2.86	0.30	39.90
OUTA21B	EVENT NUMBER-MI (OUTA21B)	203	1.01	1.00	0.10	1.00	2.00
OUTA26B	EVENT NUMBER-USA (OUTA26B)	112	1.04	1.00	0.23	1.00	3.00
OUTA30B	EVENT NUMBER-STROKE (OUTA30B)	90	1.02	1.00	0.15	1.00	2.00
OUTA35B	EVENT NUMBER-RSD (OUTA35B)	71	1.27	1.00	0.58	1.00	3.00

OUTA : CREATININE VALUE (OUTA14B)

	N	%
Missing Values	420	47.0

Quantiles	
Min	0.3
1%	0.6
5%	0.8
10%	1.1
25% Q1	1.5
50% Med	2.2
75% Q3	3.4
90%	5.0
95%	6.7
99%	16.1
Max	39.9

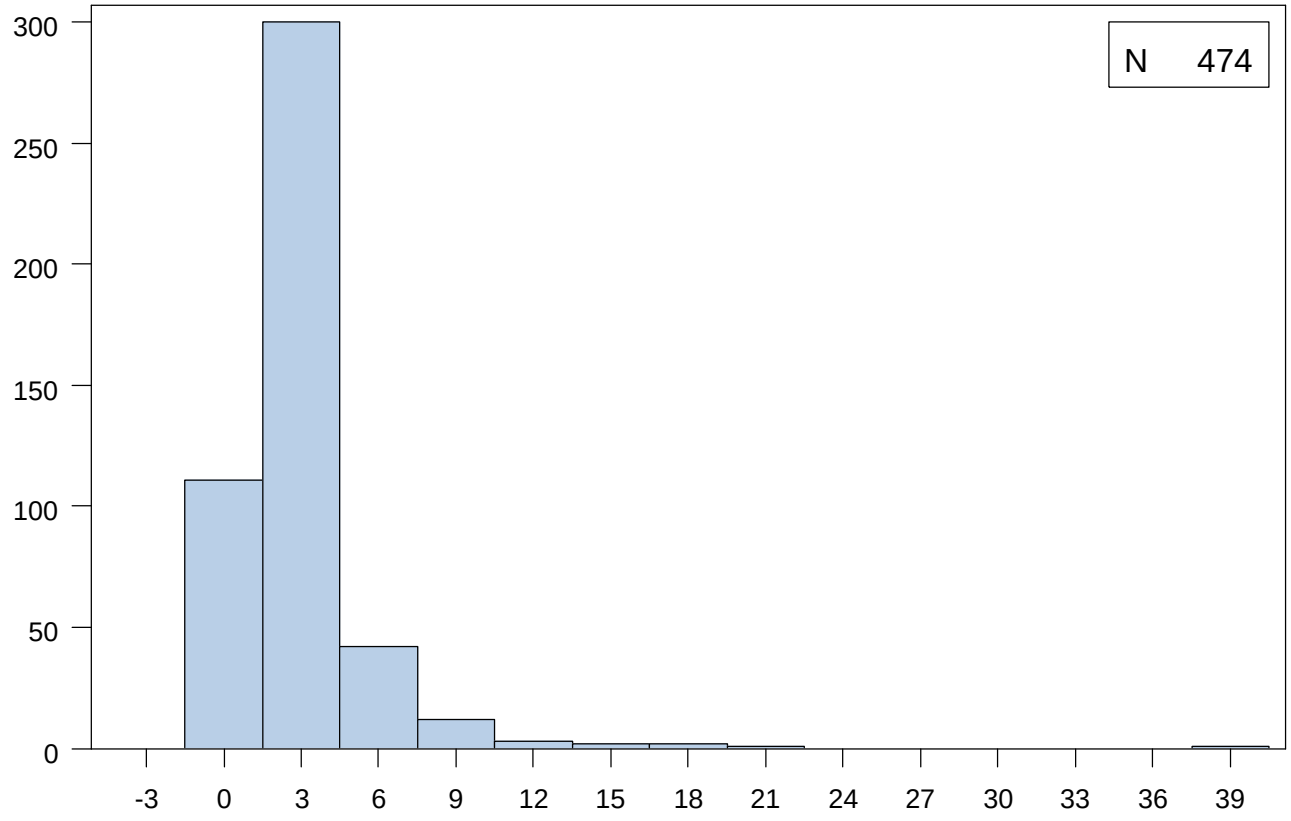

Extremes	
Lowest	N
0.3	1
0.4	1
0.5	1
0.6	4
0.7	1
Highest	N
16.1	1
17.0	1
18.0	1
19.7	1
39.9	1

Mean	2.9	Median	2.2	Mode	1.6
Standard Deviation	2.9	Interquartile Range	1.9	Range	39.6

OUTA : EVENT NUMBER-MI (OUTA21B)

	N	%
Missing Values	691	77.3

Quantiles	
Min	1.0
1%	1.0
5%	1.0
10%	1.0
25% Q1	1.0
50% Med	1.0
75% Q3	1.0
90%	1.0
95%	1.0
99%	1.0
Max	2.0

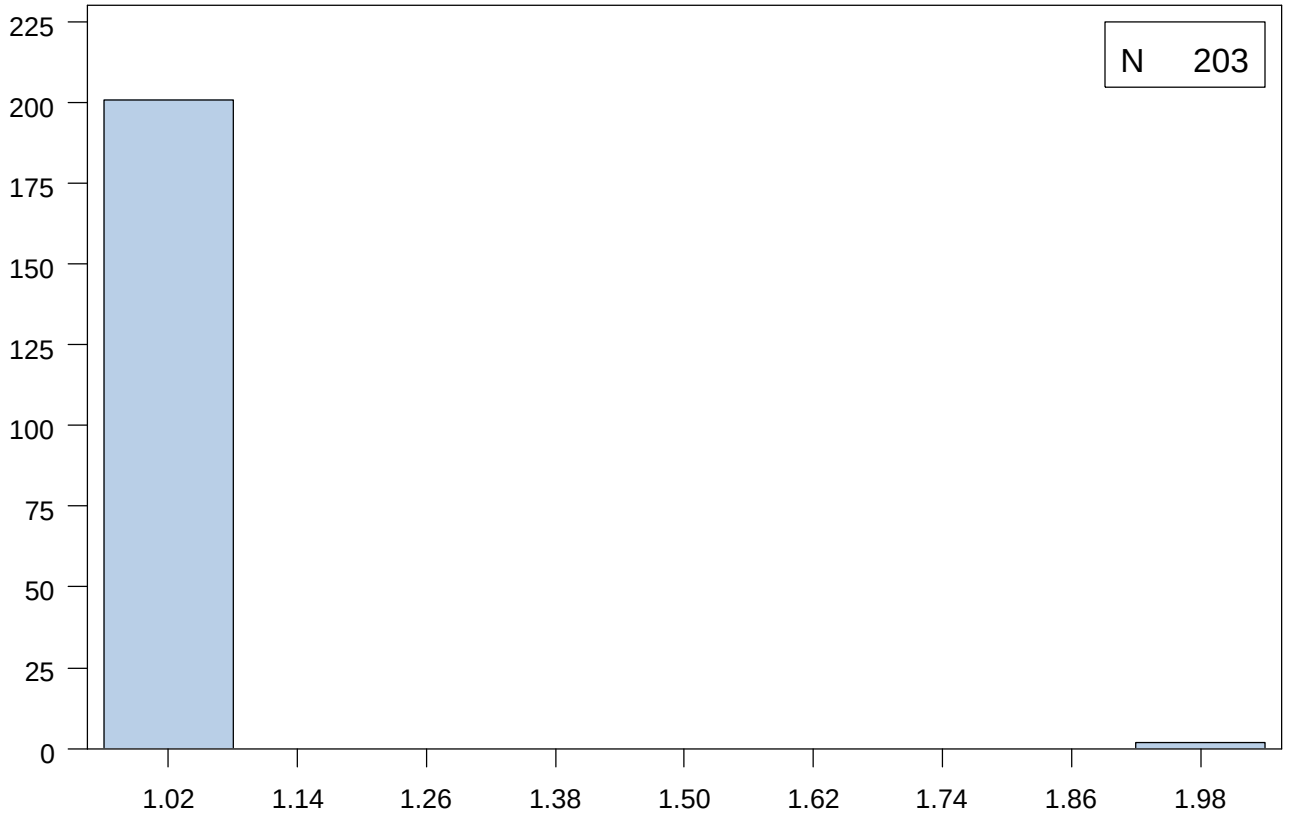

Extremes	
Lowest	N
1.0	201
2.0	2
Highest	N

Mean	1.0	Median	1.0	Mode	1.0
Standard Deviation	0.1	Interquartile Range	0.0	Range	1.0

NIDDK Closure Data Dictionary - Based on data retrieved May 17, 2010

OUTA : EVENT NUMBER-USA (OUTA26B)

	N	%
Missing Values	782	87.5

Quantiles	
Min	1.0
1%	1.0
5%	1.0
10%	1.0
25% Q1	1.0
50% Med	1.0
75% Q3	1.0
90%	1.0
95%	1.0
99%	2.0
Max	3.0

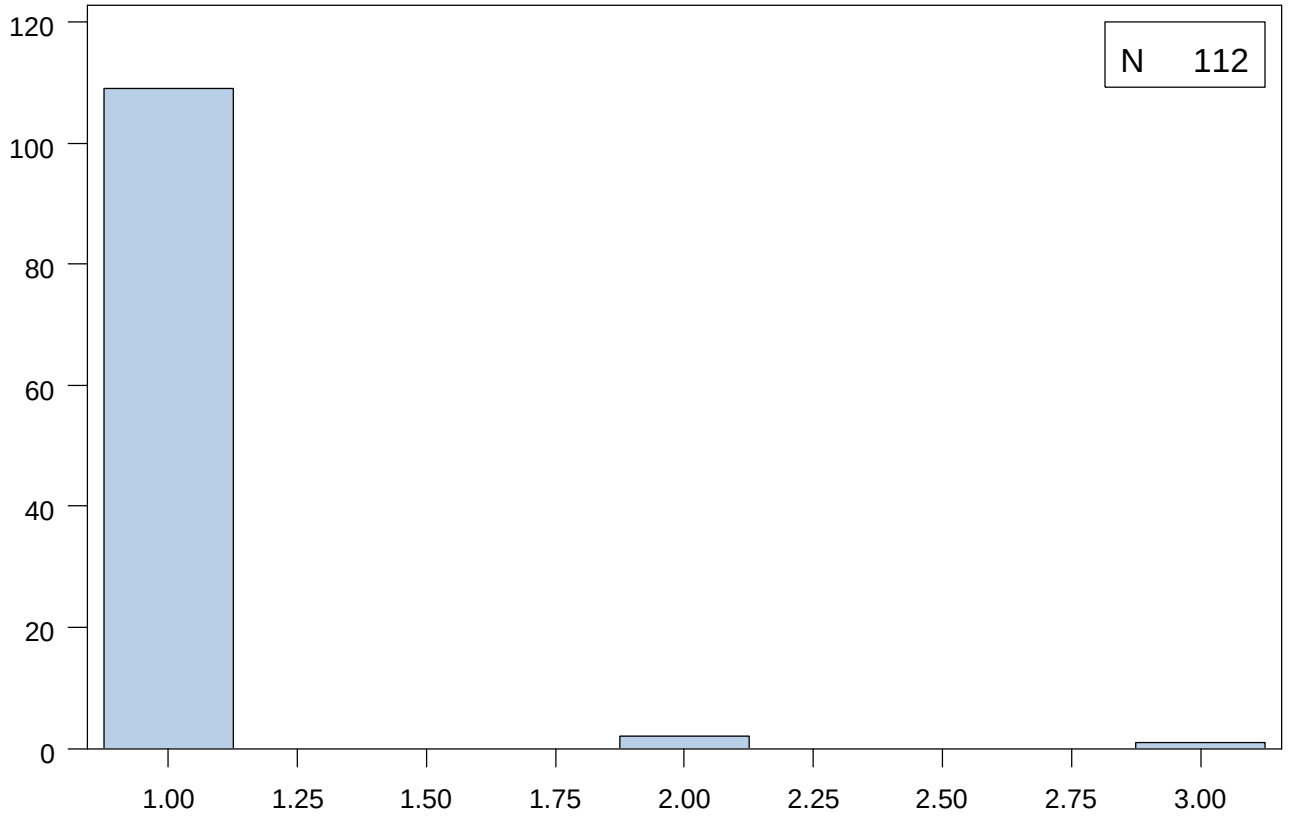

Extremes	
Lowest	N
1.0	109
2.0	2
3.0	1
Highest	N

Mean	1.0	Median	1.0	Mode	1.0
Standard Deviation	0.2	Interquartile Range	0.0	Range	2.0

NIDDK Closure Data Dictionary - Based on data retrieved May 17, 2010

OUTA : EVENT NUMBER-STROKE (OUTA30B)

	N	%
Missing Values	804	89.9

Quantiles	
Min	1.0
1%	1.0
5%	1.0
10%	1.0
25% Q1	1.0
50% Med	1.0
75% Q3	1.0
90%	1.0
95%	1.0
99%	2.0
Max	2.0

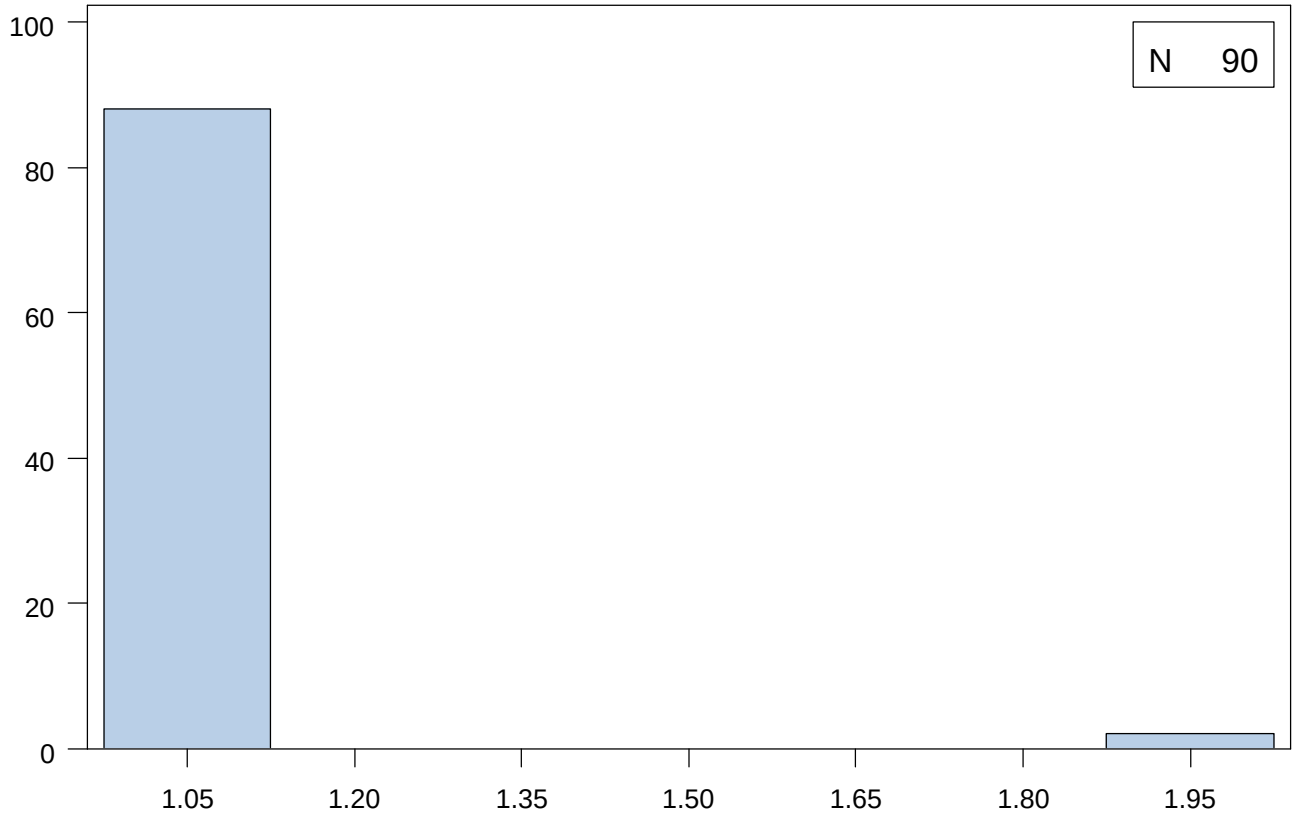

Extremes	
Lowest	N
1.0	88
2.0	2
Highest	N

Mean	1.0	Median	1.0	Mode	1.0
Standard Deviation	0.1	Interquartile Range	0.0	Range	1.0

NIDDK Closure Data Dictionary - Based on data retrieved May 17, 2010

OUTA : EVENT NUMBER-RSD (OUTA35B)

	N	%
Missing Values	823	92.1

Quantiles	
Min	1.0
1%	1.0
5%	1.0
10%	1.0
25% Q1	1.0
50% Med	1.0
75% Q3	1.0
90%	2.0
95%	3.0
99%	3.0
Max	3.0

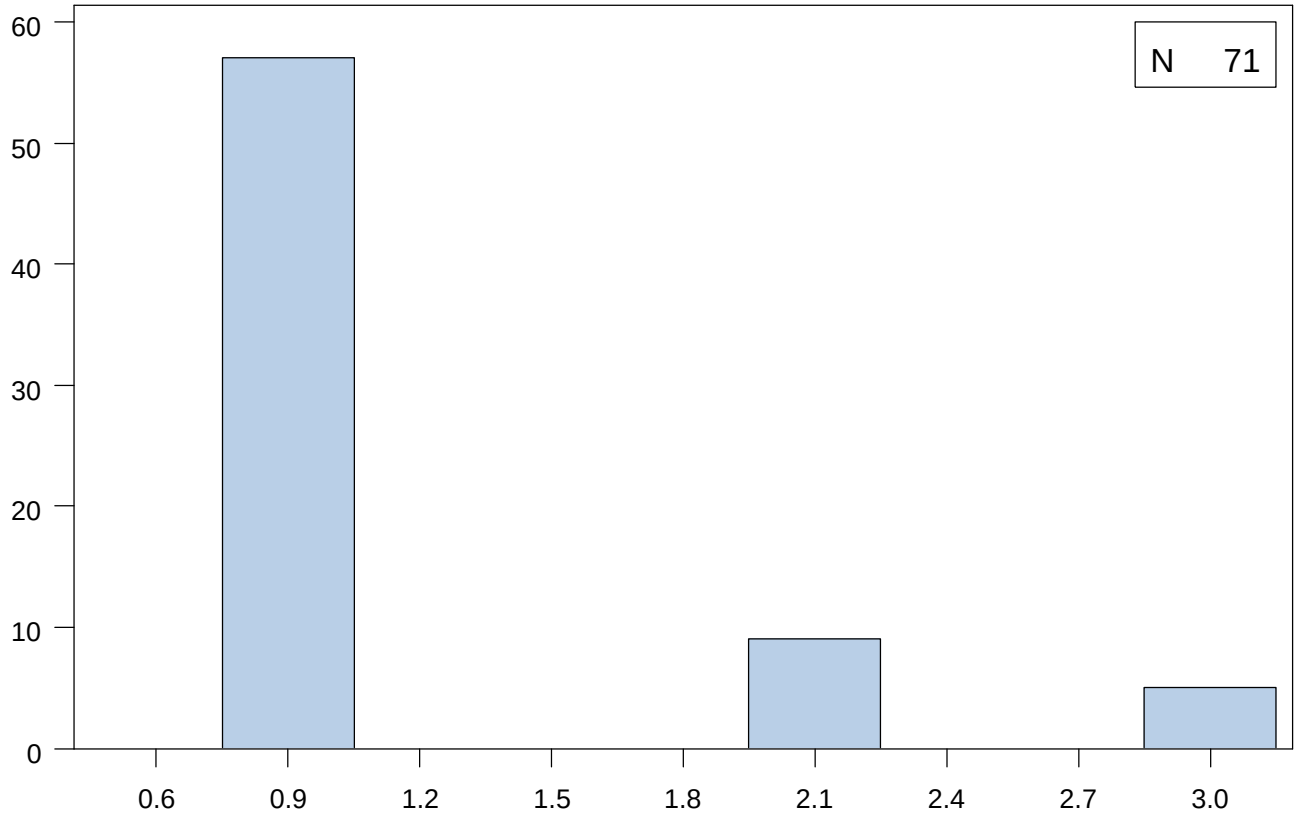

Extremes	
Lowest	N
1.0	57
2.0	9
3.0	5
Highest	N

Mean	1.3	Median	1.0	Mode	1.0
Standard Deviation	0.6	Interquartile Range	0.0	Range	2.0

Data Set Name	RAD_NIDDKv1	Observations	76
Created	February 6, 2013	Variables	35
Last Modified	February 6, 2013		

#	Variable	Type	Length	Format	Skip Details	Label	Coding if Categorical	Version Change
1	BLINDID	Char	4	$4.		Blind ID		
2	VERS	Char	1	$1.		Form Version		
10	VISIT	Num	8			Study Contact Occasion		
11	FSEQNO	Num	8			Form Sequence Number		
3	RAD0B	Char	4	$4.		EVENT TYPE & NUMBER (RADA0B,RADB0B)		
12	RAD0C	Num	8	MMDDYY10.		EVENT DATE (RADA0C,RADB0C)		
22	RAD0CD	Char	2			Day of EVENT DATE (RADA0C,RADB0C)		
17	RAD0CM	Char	2			Month of EVENT DATE (RADA0C,RADB0C)		
27	RAD0CY	Char	4			Year of EVENT DATE (RADA0C,RADB0C)		
13	RAD0D	Num	8	MMDDYY10.		DATE FINAL ADJ RECEIVED (RADA0D,RADB0D)		
23	RAD0DD	Char	2			Day of DATE FINAL ADJ RECEIVED (RADA0D,RADB0D)		
18	RAD0DM	Char	2			Month of DATE FINAL ADJ RECEIVED (RADA0D,RADB0D)		
28	RAD0DY	Char	4			Year of DATE FINAL ADJ RECEIVED (RADA0D,RADB0D)		
4	RAD1	Char	1	$1.	Skip Q 2a-2b if N	FAVORIT RSD CRITERIA MET (RADA1,RADB1)	Y=Yes N=No	
5	RAD2A	Char	1	$1.	Skip Q 2b if Y	SITE REPORTED DATE IS CORRECT (RADA2A,RADB2A)	Y=Yes N=No	
14	RAD2B	Num	8	MMDDYY10.		ADJUDICATED DATE OF EVENT (RADA2B,RADB2B)		
24	RAD2BD	Char	2			Day of ADJUDICATED DATE OF EVENT (RADA2B,RADB2B)		

#	Variable	Type	Length	Format	Skip Details	Label	Coding if Categorical	Version Change
19	RAD2BM	Char	2			Month of ADJUDICATED DATE OF EVENT (RADA2B,RADB2B)		
29	RAD2BY	Char	4			Year of ADJUDICATED DATE OF EVENT (RADA2B,RADB2B)		
6	RAD3	Char	1	$1.	Skip Q 4 if N	CEC REQUEST FOR INFORMATION (RADA3,RADB3)	Y=Yes N=No	
7	RAD4	Char	1	$1.		INFORMATION REC'D (RADA4,RADB4)	Y=Yes N=No	
8	RAD5	Char	21	$21.		CEC COMMENTS-1 (RADA5,RADB6)		
32	RADB5	Char	1	$1.		INITITAL REVIEW MATCH FINAL ADJ (RADB5)	Y=Yes N=No	Added 6/20/08
9	RAD5A	Char	21	$21.		CEC COMMENTS-2 (RADA5A,RADB6A)		
15	RAD7	Num	8	MMDDYY10.		DATE PHYSICIAN REVIEWER (RADA7,RADB8)		
25	RAD7D	Char	2			Day of DATE PHYSICIAN REVIEWER (RADA7,RADB8)		
20	RAD7M	Char	2			Month of DATE PHYSICIAN REVIEWER (RADA7,RADB8)		
30	RAD7Y	Char	4			Year of DATE PHYSICIAN REVIEWER (RADA7,RADB8)		
16	RAD9	Num	8	MMDDYY10.		DATE CEC ADMIN SIGNED (RADA9,RADB10)		
26	RAD9D	Char	2			Day of DATE CEC ADMIN SIGNED (RADA9,RADB10)		
21	RAD9M	Char	2			Month of DATE CEC ADMIN SIGNED (RADA9,RADB10)		
31	RAD9Y	Char	4			Year of DATE CEC ADMIN SIGNED (RADA9,RADB10)		
33	BLIND_EPID	Char	3			EPID (RADA0A,RADB0A)		
34	BLIND_MD_ID	Char	3			PHYSICIAN REVIEWER INITIALS (RADA6,RADB7)		
35	BLIND_STAFF_ID	Char	3			CEC ADMIN INITIALS (RADA8,RADB9)		

Obs	BLINDID	VERS	RAD0B	RAD1	RAD2A	RAD3	RAD4	RAD5	RAD5A	VISIT	FSEQNO	RAD0C	RAD0D	RAD2B	RAD7
1	0097	B	RSD1	N		N				12	1	12/11/2008	12/09/2009		12/04/2009
2	0153	A	RSD1	N		N				5	1	02/06/2005	08/25/2005		08/23/2005
3	0176	A	RSD1	N		N				3	0	01/08/2004	06/02/2004		06/01/2004
4	0235	B	RSD1	N		N				11	0	02/08/2008	09/02/2008		08/27/2008
5	0244	A	RSD1	N		N				3	0	07/06/2004	03/30/2005		03/29/2005
6	0271	A	RSD1	N		N				9	1	06/13/2007	03/18/2008		03/14/2008
7	0277	B	RSD1	N		N				10	1	10/18/2007	11/26/2008		11/24/2008
8	0326	A	RSD1	Y	Y	N				7	1	03/12/2006	07/19/2006		07/17/2006
9	0340	A	RSD1	N		N				6	3	10/22/2005	03/03/2006		03/01/2006
10	0384	A	RSD1	Y	Y	N				2	5	01/09/2004	10/18/2004		10/15/2004

Obs	RAD9	RAD0CM	RAD0DM	RAD2BM	RAD7M	RAD9M	RAD0CD	RAD0DD	RAD2BD	RAD7D	RAD9D	RAD0CY	RAD0DY	RAD2BY
1	12/07/2009	12	12		12	12	11	09		04	07	2008	2009	
2	08/23/2005	02	08		08	08	06	25		23	23	2005	2005	
3	06/01/2004	01	06		06	06	08	02		01	01	2004	2004	
4	08/27/2008	02	09		08	08	08	02		27	27	2008	2008	
5	03/29/2005	07	03		03	03	06	30		29	29	2004	2005	
6	03/14/2008	06	03		03	03	13	18		14	14	2007	2008	
7	11/24/2008	10	11		11	11	18	26		24	24	2007	2008	
8	07/17/2006	03	07		07	07	12	19		17	17	2006	2006	
9	03/01/2006	10	03		03	03	22	03		01	01	2005	2006	
10	10/15/2004	01	10		10	10	09	18		15	15	2004	2004	

Obs	RAD7Y	RAD9Y	RADB5	BLIND_EPID	BLIND_MD_ID	BLIND_STAFF_ID
1	2009	2009	Y	047	023	766
2	2005	2005		453	044	507
3	2004	2004		837	078	477

Obs	*RAD7Y*	*RAD9Y*	*RADB5*	*BLIND_EPID*	*BLIND_MD_ID*	*BLIND_STAFF_ID*
4	2008	2008	Y	177	007	435
5	2005	2005		382	044	771
6	2008	2008		560	053	724
7	2008	2008	Y	025	053	724
8	2006	2006		712	066	726
9	2006	2006		157	009	726
10	2004	2004		416	007	569

Form Version

VERS	Frequency	Percent
A	32	42.11
B	44	57.89

FAVORIT RSD CRITERIA MET (RADA1,RADB1)

RAD1	Frequency	Percent
N	57	75.00
Y	19	25.00

SITE REPORTED DATE IS CORRECT (RADA2A,RADB2A)

RAD2A	Frequency	Percent
N	5	6.58
Y	14	18.42
Missing	57	75.00

CEC REQUEST FOR INFORMATION (RADA3,RADB3)

RAD3	Frequency	Percent
N	76	100.00

INFORMATION REC'D (RADA4,RADB4)

RAD4	Frequency	Percent
Missing	76	100.00

INITITAL REVIEW MATCH FINAL ADJ (RADB5)

RADB5	Frequency	Percent
Y	42	55.26
Missing	34	44.74

Data Set Name	SAD_NIDDKv1	Observations	94
Created	February 6, 2013	Variables	40
Last Modified	February 6, 2013		

#	Variable	Type	Length	Format	Skip Details	Label	Coding if Categorical	Version Change
1	BLINDID	Char	4	$4.		Blind ID		
2	VERS	Char	1	$1.		Form Version		
15	VISIT	Num	8			Study Contact Occasion		
16	FSEQNO	Num	8			Form Sequence Number		
3	SAD0B	Char	7	$7.		EVENT TYPE & NUMBER (SADA0B,SADB0B)		
17	SAD0C	Num	8	MMDDYY10.		EVENT DATE (SADA0C,SADB0C)		
27	SAD0CD	Char	2			Day of EVENT DATE (SADA0C,SADB0C)		
22	SAD0CM	Char	2			Month of EVENT DATE (SADA0C,SADB0C)		
32	SAD0CY	Char	4			Year of EVENT DATE (SADA0C,SADB0C)		
18	SAD0D	Num	8	MMDDYY10.		DATE FINAL ADJ RECEIVED (SADA0D,SADB0D)		
28	SAD0DD	Char	2			Day of DATE FINAL ADJ RECEIVED (SADA0D,SADB0D)		
23	SAD0DM	Char	2			Month of DATE FINAL ADJ RECEIVED (SADA0D,SADB0D)		
33	SAD0DY	Char	4			Year of DATE FINAL ADJ RECEIVED (SADA0D,SADB0D)		
4	SAD1	Char	1	$1.		FOCAL NEUROLOGICAL DEFICIT (SADA1,SADB1)	Y=Yes N=No	
5	SAD2	Char	1	$1.		SYMPTOMS REVERSIBLE WITHIN 24 HRS (SADA2,SADB2)	Y=Yes N=No	
6	SAD3	Char	1	$1.	Skip Q 3a if N,U	IMAGING STUDY PERFORMED (SADA3,SADB3)	Y=Yes N=No U=Unknown	
7	SAD3A	Char	1	$1.		DOCUMENTATION OF A HEMORRHAGE (SADA3A,SADB3A)	Y=Yes N=No	

#	Variable	Type	Length	Format	Skip Details	Label	Coding if Categorical	Version Change
8	SAD4	Char	1	$1.	Skip Q 5-6b if N	STROKE CRITERIA MET (SADA4,SADB4)	Y=Yes N=No	
9	SAD5	Char	1	$1.		TYPE OF STROKE CRITERIA (SADA5,SADB5)	A=Hemrrhagic Stroke B=Non-Hemorrhagic Stroke C=Unknown, when there is no clinical, radiological, or other substantial evidence to document either a hemorrhagic or non-hemorrhagic stroke but a stroke is believed to have occurred	
10	SAD6A	Char	1	$1.	Skip Q 6b if Y	SITE REPORTED DATE IS CORRECT (SADA6A,SADB6A)	Y=Yes N=No	
19	SAD6B	Num	8	MMDDYY10.		ADJUDICATED DATE OF EVENT (SADA6B,SADB6B)		
29	SAD6BD	Char	2			Day of ADJUDICATED DATE OF EVENT (SADA6B,SADB6B)		
24	SAD6BM	Char	2			Month of ADJUDICATED DATE OF EVENT (SADA6B,SADB6B)		
34	SAD6BY	Char	4			Year of ADJUDICATED DATE OF EVENT (SADA6B,SADB6B)		
11	SAD7	Char	1	$1.	Skip Q 8 if N	CEC REQUEST FOR INFORMATION (SADA7,SADB7)	Y=Yes N=No	
12	SAD8	Char	1	$1.		INFORMATION REC'D (SADA8,SADB8)	Y=Yes N=No	
13	SAD9	Char	21	$21.		CEC COMMENTS-1 (SADA9,SADB9)		
14	SAD9A	Char	21	$21.		CEC COMMENTS-2 (SADA9A,SADB9A)		
37	SADB10	Char	1	$1.		INITIAL REVIEW MATCH FINAL ADJ (SADB10)	Y=Yes N=No	Added 6/20/08
20	SAD11	Num	8	MMDDYY10.		DATE PHYSICIAN REVIEWER SIGNED (SADA11,SADB12)		
30	SAD11D	Char	2			Day of DATE PHYSICIAN REVIEWER SIGNED (SADA11,SADB12)		
25	SAD11M	Char	2			Month of DATE PHYSICIAN REVIEWER SIGNED (SADA11,SADB12)		

#	Variable	Type	Length	Format	Skip Details	Label	Coding if Categorical	Version Change
35	SAD11Y	Char	4			Year of DATE PHYSICIAN REVIEWER SIGNED (SADA11,SADB12)		
21	SAD13	Num	8	MMDDYY10.		DATE CEC ADMIN SIGNED (SADA13,SADB14)		
31	SAD13D	Char	2			Day of DATE CEC ADMIN SIGNED (SADA13,SADB14)		
26	SAD13M	Char	2			Month of DATE CEC ADMIN SIGNED (SADA13,SADB14)		
36	SAD13Y	Char	4			Year of DATE CEC ADMIN SIGNED (SADA13,SADB14)		
38	BLIND_EPID	Char	3			EPID (SADA0A,SADB0A)		
39	BLIND_MD_ID	Char	3			PHYSICIAN REVIEWER INITIALS (SADA10,SADB11)		
40	BLIND_STAFF_ID	Char	3			CEC ADMIN INITIALS (SADA12,SADA13)		

Obs	BLINDID	VERS	SAD0B	SAD1	SAD2	SAD3	SAD3A	SAD4	SAD5	SAD6A	SAD7	SAD8	SAD9	SAD9A	VISIT	FSEQNO	SAD0C
1	0083	A	STROKE1	Y	N	Y	N	Y	B	Y	N				4	2	05/26/2005
2	0097	B	STROKE1	N	N	Y	N	N			N				12	1	12/11/2008
3	0113	B	STROKE1	Y	N	Y	Y	Y	A	N	N		CEC GENERATED		10	1	
4	0218	B	STROKE1	N	N	Y	N	N			N				7	1	08/26/2006
5	0218	B	STROKE1	Y	N	Y	Y	Y	A	Y	N				10	1	05/27/2008
6	0220	A	STROKE1	Y	N	Y	Y	Y	A	Y	N				9	1	12/21/2006
7	0249	A	STROKE1	Y	N	Y	N	Y	B	Y	N				8	2	06/07/2007
8	0327	A	STROKE1	Y	N	Y	N	Y	B	Y	N				5	2	01/22/2005
9	0341	A	STROKE1	Y	N	Y	Y	Y	A	Y	N				6	1	11/06/2005
10	0381	A	STROKE1	Y	N	Y	N	Y	B	N	N				6	2	08/04/2006

Obs	SAD0D	SAD6B	SAD11	SAD13	SAD0CM	SAD0DM	SAD6BM	SAD11M	SAD13M	SAD0CD	SAD0DD	SAD6BD	SAD11D	SAD13D
1	02/01/2008		01/30/2008	01/30/2008	05	02		01	01	26	01		30	30

Obs	SAD0D	SAD6B	SAD11	SAD13	SAD0CM	SAD0DM	SAD6BM	SAD11M	SAD13M	SAD0CD	SAD0DD	SAD6BD	SAD11D	SAD13D
2	12/09/2009		12/04/2009	12/07/2009	12	12		12	12	11	09		04	07
3	09/02/2008	01/16/2008	08/27/2008	08/27/2008		09	01	08	08		02	16	27	27
4	12/09/2009		12/04/2009	12/07/2009	08	12		12	12	26	09		04	07
5	04/03/2009		04/01/2009	04/01/2009	05	04		04	04	27	03		01	01
6	03/22/2007		03/21/2007	03/21/2007	12	03		03	03	21	22		21	21
7	03/18/2008		03/14/2008	03/14/2008	06	03		03	03	07	18		14	14
8	03/30/2005		03/29/2005	03/29/2005	01	03		03	03	22	30		29	29
9	11/27/2006		11/21/2006	11/21/2006	11	11		11	11	06	27		21	21
10	10/02/2006	08/02/2005	09/29/2006	09/29/2006	08	10	08	09	09	04	02	02	29	29

Obs	SAD0CY	SAD0DY	SAD6BY	SAD11Y	SAD13Y	SADB10	BLIND_EPID	BLIND_MD_ID	BLIND_STAFF_ID
1	2005	2008		2008	2008		747	014	717
2	2008	2009		2009	2009	Y	047	023	766
3		2008	2008	2008	2008	Y	740	066	726
4	2006	2009		2009	2009	Y	037	073	540
5	2008	2009		2009	2009	Y	833	073	540
6	2006	2007		2007	2007		444	068	608
7	2007	2008		2008	2008		192	066	726
8	2005	2005		2005	2005		734	068	597
9	2005	2006		2006	2006		188	073	540
10	2006	2006	2005	2006	2006		777	066	726

Form Version

VERS	Frequency	Percent
A	54	57.45
B	40	42.55

FOCAL NEUROLOGICAL DEFICIT (SADA1,SADB1)

SAD1	Frequency	Percent
N	10	10.64
Y	84	89.36

SYMPTOMS REVERSIBLE WITHIN 24 HRS (SADA2,SADB2)

SAD2	Frequency	Percent
N	87	92.55
Y	7	7.45

IMAGING STUDY PERFORMED (SADA3,SADB3)

SAD3	Frequency	Percent
Y	94	100.00

DOCUMENTATION OF A HEMORRHAGE (SADA3A,SADB3A)

SAD3A	Frequency	Percent
N	70	74.47
Y	24	25.53

STROKE CRITERIA MET (SADA4,SADB4)

SAD4	Frequency	Percent
N	18	19.15
Y	76	80.85

TYPE OF STROKE CRITERIA (SADA5,SADB5)

SAD5	Frequency	Percent
A	22	23.40
B	54	57.45
Missing	18	19.15

CEC REQUEST FOR INFORMATION (SADA7,SADB7)

SAD7	Frequency	Percent
N	93	98.94
Y	1	1.06

INFORMATION REC'D (SADA8,SADB8)

SAD8	Frequency	Percent
Missing	94	100.00

INITIAL REVIEW MATCH FINAL ADJ (SADB10)

SADB10	Frequency	Percent
Y	40	42.55
Missing	54	57.45

5.1 Screen (V0) Derived Variables (Screen_Derv_NIDDKV1)

5.1.1 General and Gender Variables

SPC2 (gender)

This item was collected first on the REL form and then on the SPC form. The data was merged and derived in the screen_derv_NIDDKV1 file.

M= Male
F= Female

SCREEN00 (Screened): defines whether a participant was screened

Screen00 =Y, if any of the following are true:
SPC7a or SPC7b or SPP5a or SPP9a='Y' or
CREA1 or CREA3 or HCYA1 or HCYA3 is non-missing

Where	SPC7A:	collected lavender top tube-5ml
	SPC7B:	collected marble top tube-5ml
	SPP5A:	collected lavender top tube (THCY)
	SPP9A:	collected marble top tube (CREATININE)
	CREA1:	creatinine value-mg/dL
	CREA3:	date creatinine analyzed
	HCYA1:	homocysteine value umol/L
	HCYA3:	date homocysteine analyzed

SCRDATE00 (Screen Date)

Screen date is equal to SPC4 (date of screening blood draw). If SPC4 is missing, the screen date is set to SPP3 (date of screening blood processing).

RACE0002 (Race)

Black
White
Other or Mixed

CLINIC0001 (Clinic)

The first two letters of the FAVORIT participant ID number is the acronym for the clinic where the participant was screened. These are:

Acronym	Clinical Centers
AL	Albany Medical Center
BO	Brigham and Women's Hospital
DH	Rhode Island Hospital
DU	Duke University
HC	Hennepin County Medical Center
IN	Indiana University
IO	University of Iowa
LA	University of California-Los Angeles
LH	London Health Sciences Center
MA	Maine Medical Center
MD	University of Maryland
MN	Fairview University Medical Center
MW	Medical College of Wisconsin
NW	Northwestern University
NY	SUNY Health Science Center-Brooklyn
OH	Oregon Health Sciences University
OS	Ohio State University
PH	Banner Good Samaritan Transplant Services
RO	Mayo Clinic
SF	University of California-San Francisco
SP	Universidade Federal de São Paulo
UA	University of Alabama-Birmingham
UM	University of Michigan
CS	Cedars-Sinai Health System
UT	University of Toronto
UW	University of Wisconsin- Madison
WU	Washington University (St. Louis)

COUNTRY0001 (Country)

Country where participant was recruited from
1=US
2=Canada
3=Brazil

5.1.2 Age-Related Variables

AGE002 (Age, V0)

Continuous variable where SPC4 (date of screening blood draw) - SPC1 (date of birth)/ 365.25 and round down to nearest year, else if SPC4 is missing then calculated as SPP3 (date of screening blood processing) - SPC1 (date of birth)/ 365.25 and round down to nearest year.

AGE003 (Age, V0)

A categorical variable with the following four groups:

1 = AGE002 is between 34-44, inclusive
2 = AGE002 is between 45-54, inclusive
3 = AGE002 is between 55-64, inclusive
4 = AGE002 is greater than or equal to 65
missing otherwise.

AGE004 (Age, V0)

A categorical variable with the following three groups:

1 = AGE002 is between 34-44, inclusive
2 = AGE002 is between 45-59, inclusive
3 = AGE002 greater than or equal to 60
missing otherwise.

5.1.3 Anthropometry-Related Variables

BSA001 (Body Surface Area, cm squared)

$(WT101^{0.425}) \times (HT101^{0.725}) \times 71.84$

BSA002 (Body Surface Area, m squared)

BSA101/10,000

WT001 (Weight (kg), V0)

SPC3 (weight in pounds) x 0.454

5.1.4 Specimen-Related Variables

CREA0002 (creatinine external adjustment for new equipment, mg/dL)

Due to a laboratory equipment change in October 2004, the creatinine values have been adjusted. (See Introduction chapter for more information)

CCR001 (Cockcroft-Gault estimated creatinine clearance rate, V0, ml/min)
(used to determine eligibility)

Continuous variable using the general formula:

males $$\frac{(140 - \text{age}) \times (\text{weight in pound})}{158.7 \times (\text{serum creatinine in mg/dL})}$$

female $$\frac{(140 - \text{age}) \times (\text{weight in pounds}) \times 0.85}{158.7 \times (\text{serum creatinine in mg/d})}$$

Values are rounded to the nearest whole number.

From the baseline data, the following variables were used to calculate Ccr001:
Age=AGE002
Weight in pounds=SPC3
Sex=SPC2 (values are M or F)
Serum creatinine=CREA1

Note: CCR eligibility cut point for females changed from >= 30 to >= 25 mL/min after July 7, 2005

CCR0005 (Cockcroft-Gault estimated creatinine clearance rate, external adjustment for new equipment, ml/min)

October 2009 the Central Laboratory started using new equipment to measure creatinine. The creatinine values had to be adjusted.

Continuous variable using the general formula:

males $$\frac{(140 - \text{age}) \times (\text{weight in pound})}{158.7 \times (\text{external adjusted serum creatinine in mg/dL})}$$

female $\frac{(140 - \text{age}) \times (\text{weight in pounds}) \times 0.85}{158.7 \times (\text{external adjusted serum creatinine in mg/d}))}$

Values are rounded to the nearest whole number.

From the baseline data, the following variables were used to calculate CCR0005:
Age=AGE002
Weight in pounds=SPC3
Sex=SPC2 (values are M or F)
Serum creatinine=CREA0002

Note: CCR eligibility cut point for females changed from >= 30 to >= 25 mL/min after July 7, 2005

CCR0006 (Cockcroft-Gault creatinine clearance rate standardized to ml/min/1.73 m^2, external adjustment for new equipment)

Continuous variable using the general formula:
CCR0002 x 1.73 / (WT001$^{0.425}$ x (RPC2 (height in inches) x 2.54)$^{0.725}$ x 71.84

GFR001 (eGFR by MDRD equation after calibration, adjusted for equipment change, ml/min/1.73m^2)

GFR0008 (CKD-EPI for estimating GFR, external adjustment for equipment change ml/min/1.73m^2)

A continuous variable calculating the Glomerular Filtration Rate.

eGFR = 141 * min(Scr/k, 1)^a * max(Scr/k, 1)$^{-1.209}$ * 0.993^{Age} * 1.018 [if female] * 1.159 [if black]

Scr = External adjusted creatinine value, k is 0.7 for females and 0.9 for males, a is -0.329 for females and -0.411 for males, min indicates the minimum of Scr/k, and max indicates the maximum of Scr/k or 1.

GFR0009 (EGFR by MDRD equation before calibration, external adjustment for equipment change , ml/min/1.73m^2)

A continuous variable calculating the Glomerular Filtration Rate using the Modification of Diet in Renal Disease (MDRD).

eGFR = 175 * Adjusted screening serum creatinine $^{-1.154}$ * Age $^{-0.203}$ * [1.210 if black] * [0.742 if female]

CKDST0005 (stage of CKD-EPI for estimating GFR, external adjustment for new equipment, ml/min/1.73m^2)

1=GRF0008 ≥ 90 then CKDST0005
2=GFR0008 ≤ 60 but <90 then CKDST0005
3=GFR0008 ≤ 30 but <60 then CKDST0005
4=GFR0008 ≤ 15 but <30 then CKDST0005
5=GFR0008 < 15 then CKDST0005

CKDST0006 (stage of GRF ml/min/1.73m^2, external adjustment for new equipment, ml/min/1.73m^2)

1=GRF0009 ≥ 90 then CKDST0004
2=GFR0009 ≤ 60 but <90 then CKDST0006
3=GFR0009 ≤ 30 but <60 then CKDST0006
4=GFR0009 ≤ 15 but <30 then CKDST0006
5=GFR0009 < 15 then CKDST0006

FAST0800 (8-hour fasting status at blood draw, V0)

A categorical variable with the following two groups:

0 if the time between the last ingestion of anything other than water or medication (SPC items 6A (date), 6B (time in hh:mm), and 6C (A=AM, P=PM)) and the date & time of blood draw (SPC items 4 (date), 5A (time in hh:mm), and 5B (A or P)) is non-missing and less than 8 hours.
1 if this time is 8 hours or more hours.

Missing values are treated as missing.

FRZTIME0001 (Time (hours) between blood draw and when the specimens are stored in the freezer, V0)

A categorical variable with the following two groups:

1 = time is between 0-4 hours
2 = time is > 4.

Missing values are treated as missing.

FRZTIME0002 (Time (hours) between blood draw and when the specimens are stored in the freezer, V0)

A categorical variable with the following two groups:

1 = time is between 0 and 4 hours
2 = time is >4 hours, but < 24 hours.

Note: Missing values are defined as all values where time is missing, or less than zero or is greater than 24 hours.

CN_FRZ_C0001 (Time (minutes) between when specimens are placed in the centrifuge and when they are stored in the freezer, V)

Continuous variable calculated by subtracting the time blood was placed in freezer (SPP2A & SPP2B) from the time of centrifuge (SPP1A & SPP1B).

CN_FRZ0001 (Time (minutes) between when screening blood draw and when the specimens are placed in the centrifuge, V0)

A categorical variable with the following two groups:

1 = CN_FRZ_C0001 is between 0-4 hours.
2 = CN_FRZ_C0001 is > 4 hours

Missing values are treated as missing.

DR_CNT_C0001 (Time (hours) between when specimens are placed in the centrifuge and when they are stored in the freezer, V0)

Continuous variable calculated by subtracting the date (SPP3) and time specimens centrifuged (SPP1A & SPP1B) from the date (SPC4) and time of blood draw (SPC5A &SPC5B).

DR_CNT0001 (Time (minutes) between when screening blood draw and when the specimens are placed in the centrifuge, V0)

A categorical variable with the following four groups:

1= DR_CNT_C0001 is between 0 and 19 minutes.
2 = DR_CNT_C0001 is between 20 and 30 minutes.
3 = DR_CNT_C0001 is between 31 and 90 minutes.
4 = DR_CNT_C0001 is between 90 and 180 minutes
5 = DR_CNT_C0001 is > 180 minutes.

Missing values are treated as missing.

DR_CNT0002_2 (Time (hours) from between when screening blood draw and when the specimens are placed in the centrifuge, V0)

A categorical variable with the following two groups:

1 = DR_CNT_C0001 is between 0- 3 hours.
2 = DR_CNT_C0001 is > 3 hours.

Missing values are treated as missing.

DR_CNT0002_3 (Time (minutes) between when screening blood draw and when the specimens are placed in the centrifuge, V0)

A categorical variable with the following three groups:

1 = DR_CNT_C0001 is between 0 and 20 minutes.
2 = DR_CNT_C0001 is between 21 and 180 minutes.
3 = DR_CNT_C0001 is > 180 minutes.

Missing values are treated as missing.

DR_CNT0003_2 (Time (hours) from between when screening blood draw and when the specimens are placed in the centrifuge, V0)

A categorical variable with the following two groups:

1 = DR_CNT_C0001 between 0 and 3 hours.
2 =DR_CNT_C0001 > 3 hours but less than or equal to 24 hours

Missing values are treated as missing.

5.1.5 Consent-Related Variables

CONSENT1 (Type of consent – Final Status)

A categorical variable with the following two groups:

F=Full
P= Partial

CONSENT2 (Any restriction on DNA – Final Status)

A categorical variable with the following two groups:

Y=Yes
N= No

CONSENT3 (Type of DNA restriction – Final Status)

A categorical variable with the following four groups:

C=Use for CVD or renal research only
F=Use for FAVORIT study only
N=No use/storage of DNA
O=Other

CONSENT4 (Any restriction on archival – Final Status)

A categorical variable with the following two groups:

Y=Yes
N= No

CONSENT5 (Type of archival restriction – Final Status)

A categorical variable with the following four groups:

C=Use for CVD or renal research only
F=Use for FAVORIT study only
N=No use/storage of DNA
O=Other

CONSENT6 (Any restriction on urine – Final Status)

A categorical variable with the following two groups:

Y=Yes
N= No

CONSENT7 (Type of urine restriction – Final Status)

A categorical variable with the following four groups:

C=Use for CVD or renal research only
F=Use for FAVORIT study only
N=No use/storage of DNA
O=Other

CONSENT8 (Permission to access medical records – Final Status)

A categorical variable with the following two groups:

Y=Yes
N= No
P= Partial

Data Set Name	SCREEN_DERV	Observations	7273
Created	February 6, 2013	Variables	40
Last Modified	February 6, 2013		

#	Variable	Type	Length	Format	Label	Coding if Categorical	Version Change
7	AGE002	Num	8		AGE, V0		
8	AGE003	Num	8		AGE, V0 (10 YEAR INCREMENTS)	1=34-44 2=45-54 3=55-64 4=65 or greater	
9	AGE004	Num	8		AGE, V0 (34-44, 45-59,>=60)	1=34-44 2=45-59 3=60 or greater	
1	BLINDID	Char	4	$4.	Blind ID		
3	BSA001	Num	8		BODY SURFACE AREA (CM SQUARED), V0		
4	BSA002	Num	8		BODY SURFACE AREA (M SQUARED), V0		
34	CCR0005	Num	8		COCKCROFT-GAULT CREATININE CLEARANCE RATE, EXTERNAL ADJUSTMENT, ML/MIN		
35	CCR0006	Num	8		COCKCROFT-GAULT CCR STANDARDIZED TO 1.73(M SQUARED), EXTERNAL ADJUSTMENT		
11	CCR001	Num	8		COCKCROFT-GAULT ESTIMATED CREATININE CLEARANCE RATE, V0		
39	CKDST0005	Num	8		stages of CKD_EPI for estimating GRF, external adjustment		
40	CKDST0006	Num	8		stages of GFR ml/min/1.73(m squared), external adjustment		
22	CLINIC0001	Char	7		CLINIC		
21	CN_FRZ0001	Num	8		TIME BETWEEN BLOOD CENTRIFUGE AND FREEZER, V0	1= 0- ≤ 4 hours 2= >4 hours	
20	CN_FRZ_C0001	Num	8	TIME5.	TIME BETWEEN BLOOD CENTRIFUGE AND FREEZER, V0 (HOURS:MINUTES)		

#	Variable	Type	Length	Format	Label	Coding if Categorical	Version Change
25	CONSENT1	Char	1	$1.	TYPE OF CONSENT	F=Full P=Partial	
26	CONSENT2	Char	1	$1.	ANY RESTRICTION ON DNA	Y=Yes N=No	
27	CONSENT3	Char	1	$1.	TYPE OF DNA RESTRICTION	C=Use for CVD or renal research only F=Use for FAVORIT study only N=No use/storage of DNA O=Other	
28	CONSENT4	Char	1	$1.	ANY RESTRICTION ON ARCHIVAL	Y=Yes N=No	
29	CONSENT5	Char	1	$1.	TYPE OF ARCHIVAL RESTRICTION	C=Use for CVD or renal research only F=Use for FAVORIT study only N=No use/storage of DNA O=Other	
30	CONSENT6	Char	1	$1.	ANY RESTRICTION ON URINE	Y=Yes N=No	
31	CONSENT7	Char	1	$1.	TYPE OF URINE RESTRICTION	C=Use for CVD or renal research only F=Use for FAVORIT study only N=No use/storage of DNA O=Other	
32	CONSENT8	Char	1	$1.	PERMISSION TO ACCESS MEDICAL RECORDS	Y=Yes N=No P=Partial	
24	COUNTRY0001	Num	8		US=1, CA=2, Brazil=3	1= US 2=CA 3=Brazil	
33	CREA0002	Num	8		CREATININE, EXTERNAL ADJUSTMENT, µMOL/L		
16	DR_CNT0001	Num	8		TIME BETWEEN BLOOD DRAW AND CENTRIFUGE, V0	1=0-0:19 2=0:20-0:30 3=0:31-1:30 4=1:31-3:00 5=greater than 3:00	

#	Variable	Type	Length	Format	Label	Coding if Categorical	Version Change
18	DR_CNT0002_2	Num	8		HOURS FROM BLOOD DRAW TO CENTRIFUGE, V0	1= 0- ≤ 3 hours 2= >3 hours	
17	DR_CNT0002_3	Num	8		MINUTES FROM BLOOD DRAW TO CENTRIFUGE, V0	1=0 and 20 minutes 2=21 and 180 minutes 3=>180 minutes	
19	DR_CNT0003_2	Num	8		HOURS FROM BLOOD DRAW TO CENTRIFUGE, V0	1= 0- ≤ 3 hours 2= >3 hours but less than or equal to 24 hours	
15	DR_CNT_C0001	Num	8	TIME5.	TIME BETWEEN BLOOD DRAW AND CENTRIFUGE, V0 (HOURS:MINUTES)		
12	FAST0800	Num	8		8-HOUR FASTING STATUS AT BLOOD DRAW, V0	0= < 8 hours 1= ≥ 8 hours	
13	FRZTIME0001	Num	8		TIME BETWEEN BLOOD DRAW AND FREEZER, V0	1= 0- ≤ 4 hours 2= >4 hours	
14	FRZTIME0002	Num	8		HOURS FROM BLOOD DRAW TO FREEZER, V0	1= ≤ 4 hours 2=greater than 4 hours but less than or equal to 24 hours	
37	GFR0008	Num	8		CKD_EPI for estimating GFR, external adjustment		
38	GFR0009	Num	8		EGFR by MDRD before calibration, external adjustment		
23	GFR001	Num	8		EGFR BY MDRD EQUATION AFTER CALIBRATION, ADJUSTED FOR EQUIPMENT CHANGE		
36	RACE0002	Char	5		RACE (BLACK, OTHER OR MIXED, WHITE)	Black Other/Mixed White	
6	SCRDATE00	Num	8	MMDDYY10.	DATE, V0		
5	SCREEN00	Char	1		SCREENED	Y=Yes	
2	SPC2	Char	1	$1.	GENDER (SPC2) DERIVE VARIABLE IS IDENTICAL TO SPC ITEM 2	M=Male F=Female	
10	WT001	Num	8		WEIGHT (KG), V0		

Obs	BLINDID	SPC2	BSA001	BSA002	SCREEN00	SCRDATE00	AGE002	AGE003	AGE004	WT001	CCR001	FAST0800	FRZTIME0001
1	0001	M	21802.47	2.18025	Y	05/16/2003	65	4	3	95.794	47.5	0	1
2	0002	F	17797.17	1.77972	Y	07/08/2002	51	2	2	72.640	63.6	0	1
3	0003	M	21357.18	2.13572	Y	02/04/2003	49	2	2	91.254	67.8	1	1
4	0004	F	16744.55	1.67446	Y	02/26/2003	55	3	2	61.290	34.1	0	1
5	0005	F	16287.73	1.62877	Y	02/14/2003	48	2	2	65.830	42.0	0	1
6	0006	M	21319.51	2.13195	Y	01/02/2003	50	2	2	93.070	44.7	1	1
7	0007	M	16150.50	1.61505	Y	04/22/2003	54	2	2	56.296	32.0	0	1
8	0008	M	21096.94	2.10969	Y	08/04/2003	45	2	2	90.800	52.1	1	1
9	0009	M	19639.65	1.96396	Y	12/13/2002	43	1	1	76.726	57.4	0	1
10	0010	M	20339.14	2.03391	Y	07/07/2003	49	2	2	85.352	53.9	0	1

Obs	FRZTIME0002	DR_CNT_C0001	DR_CNT0001	DR_CNT0002_3	DR_CNT0002_2	DR_CNT0003_2	CN_FRZ_C0001	CN_FRZ0001	CLINIC0001
1	1	0:20	2	1	1	1	0:23	1	UW
2	1	0:50	3	2	1	1	1:30	1	OH
3	1	0:44	3	2	1	1	1:04	1	MW
4	1	0:03	1	1	1	1	0:24	1	IO
5	1	0:22	2	2	1	1	0:38	1	UW
6	1	0:40	3	2	1	1	1:25	1	NY
7	1	0:45	3	2	1	1	0:45	1	CS
8	1	0:07	1	1	1	1	0:28	1	WU
9	1	1:00	3	2	1	1	0:30	1	WU
10	1	0:05	1	1	1	1	0:30	1	WU

Obs	GFR001	COUNTRY0001	CONSENT1	CONSENT2	CONSENT3	CONSENT4	CONSENT5	CONSENT6	CONSENT7	CONSENT8	CREA0002
1	36.8723	1	P	Y	O	Y	O	Y	O	Y	1.974
2	62.0172	1	F	N		N		N		N	1.038
3	51.7261	1	F	N		N		N		N	1.558

Obs	*GFR001*	*COUNTRY0001*	*CONSENT1*	*CONSENT2*	*CONSENT3*	*CONSENT4*	*CONSENT5*	*CONSENT6*	*CONSENT7*	*CONSENT8*	*CREA0002*
4	34.7141	1	F	N		N		N		N	1.662
5	38.5417	1	P	N		N		N		Y	1.558
6	35.7633	1	P	Y	C	Y	C	Y	C	Y	2.494
7	46.4033	1	F	N		N		N		N	1.974
8	35.2916	1	F	N		N		N		N	2.182
9	49.1814	1	F	N		N		N		N	1.662
10	41.6354	1	F	N		N		N		N	1.870

Obs	*CCR0005*	*CCR0006*	*RACE0002*	*GFR0008*	*GFR0009*	*CKDST0005*	*CKDST0006*
1	50.5	40.0712	White	34.5561	36.3631	3	3
2	73.5	71.4467	White	62.3045	59.5098	2	3
3	74.0	59.9424	White	51.4751	50.6035	3	3
4	37.0	38.2274	White	34.2891	34.0420	3	3
5	45.9	48.7526	White	38.9440	37.7053	3	3
6	46.6	37.8142	Black	33.5426	35.4900	3	3
7	34.0	36.4199	Black	43.2680	45.7624	3	3
8	54.9	45.0193	White	35.2321	34.9038	3	3
9	62.2	54.7902	White	49.6562	48.2293	3	3
10	57.6	48.9932	White	41.2815	40.9919	3	3

AGE, V0 (10 YEAR INCREMENTS)

AGE003	Frequency	Percent
1	1987	27.32
2	2594	35.67
3	1918	26.37
4	759	10.44
Missing	15	0.21

AGE, V0 (34-44, 45-59,>=60)

AGE004	Frequency	Percent
1	1987	27.32
2	3708	50.98
3	1563	21.49
Missing	15	0.21

TIME BETWEEN BLOOD CENTRIFUGE AND FREEZER, V0

CN_FRZ0001	Frequency	Percent
1	7212	99.16
2	19	0.26
Missing	42	0.58

TYPE OF CONSENT

CONSENT1	Frequency	Percent
F	4652	63.96
P	2595	35.68
Missing	26	0.36

ANY RESTRICTION ON DNA

CONSENT2	Frequency	Percent
N	5858	80.54
Y	1373	18.88
Missing	42	0.58

TYPE OF DNA RESTRICTION

CONSENT3	Frequency	Percent
C	173	2.38
F	135	1.86
N	520	7.15
O	544	7.48
Missing	5901	81.14

ANY RESTRICTION ON ARCHIVAL

CONSENT4	Frequency	Percent
N	5881	80.86
Y	1349	18.55
Missing	43	0.59

TYPE OF ARCHIVAL RESTRICTION

CONSENT5	Frequency	Percent
C	216	2.97
F	191	2.63
N	105	1.44
O	838	11.52
Missing	5923	81.44

ANY RESTRICTION ON URINE

CONSENT6	Frequency	Percent
N	5883	80.89
Y	1342	18.45
Missing	48	0.66

TYPE OF URINE RESTRICTION

CONSENT7	Frequency	Percent
C	214	2.94
F	194	2.67
N	99	1.36
O	836	11.49
Missing	5930	81.53

PERMISSION TO ACCESS MEDICAL RECORDS

CONSENT8	Frequency	Percent
N	4703	64.66
P	150	2.06
Y	2377	32.68
Missing	43	0.59

US=1, CA=2, Brazil=3

COUNTRY0001	Frequency	Percent
1	5506	75.70
2	799	10.99
3	968	13.31

TIME BETWEEN BLOOD DRAW AND CENTRIFUGE, V0

DR_CNT0001	Frequency	Percent
1	1236	16.99
2	1372	18.86
3	2807	38.59
4	1545	21.24
5	263	3.62
Missing	50	0.69

HOURS FROM BLOOD DRAW TO CENTRIFUGE, V0

DR_CNT0002_2	Frequency	Percent
1	6960	95.70
2	263	3.62
Missing	50	0.69

MINUTES FROM BLOOD DRAW TO CENTRIFUGE, V0

DR_CNT0002_3	Frequency	Percent
1	1605	22.07
2	5355	73.63
3	263	3.62
Missing	50	0.69

HOURS FROM BLOOD DRAW TO CENTRIFUGE, V0

DR_CNT0003_2	Frequency	Percent
1	6960	95.70
2	261	3.59
Missing	52	0.71

8-HOUR FASTING STATUS AT BLOOD DRAW, V0

FAST0800	Frequency	Percent
0	3953	54.35
1	3070	42.21
Missing	250	3.44

TIME BETWEEN BLOOD DRAW AND FREEZER, V0

FRZTIME0001	Frequency	Percent
1	6992	96.14
2	220	3.02
Missing	61	0.84

HOURS FROM BLOOD DRAW TO FREEZER, V0

FRZTIME0002	Frequency	Percent
1	6992	96.14
2	218	3.00
Missing	63	0.87

RACE (BLACK, OTHER OR MIXED, WHITE)

RACE0002	Frequency	Percent
Black	1174	16.14
Other	497	6.83
White	4875	67.03
Missing	727	10.00

SCREENED

SCREEN00	Frequency	Percent
Y	7273	100.00

GENDER (SPC2) DERIVE VARIABLE IS IDENTICAL TO SPC ITEM 2

SPC2	Frequency	Percent
F	2762	37.98
M	4504	61.93
Missing	7	0.10

Variable	*Label*	*N*	*Mean*	*Median*	*Std Dev*	*Minimum*	*Maximum*
AGE002	AGE, V0	7265	51.41	51.00	9.54	29.00	83.00
BSA001	BODY SURFACE AREA (CM SQUARED), V0	4326	19571.20	19487.51	2488.84	12082.14	29180.23
BSA002	BODY SURFACE AREA (M SQUARED), V0	4326	1.96	1.95	0.25	1.21	2.92
CCR0005	COCKCROFT-GAULT CREATININE CLEARANCE RATE, EXTERNAL ADJUSTMENT, ML/MIN	7250	68.62	65.10	25.93	9.20	227.30
CCR0006	COCKCROFT-GAULT CCR STANDARDIZED TO 1.73(M SQUARED), EXTERNAL ADJUSTMENT	4323	57.44	55.48	17.54	16.64	147.10
CKDST0005	stages of CKD_EPI for estimating GRF, external adjustment	7253	2.72	3.00	0.71	1.00	5.00
CKDST0006	stages of GFR ml/min/1.73(m squared), external adjustment	7253	2.74	3.00	0.68	1.00	5.00
CN_FRZ_C0001	TIME BETWEEN BLOOD CENTRIFUGE AND FREEZER, V0 (HOURS:MINUTES)	7231	2589.58	1800.00	2422.25	0.00	45900.00
CREA0002	CREATININE, EXTERNAL ADJUSTMENT, µMOL/L	7261	1.55	1.45	0.56	0.41	8.32
DR_CNT_C0001	TIME BETWEEN BLOOD DRAW AND CENTRIFUGE, V0 (HOURS:MINUTES)	7224	4639.29	2820.00	57036.22	-35100.00	4839540.00
GFR0008	CKD_EPI for estimating GFR, external adjustment	7253	53.46	51.73	19.30	6.65	132.12
GFR0009	EGFR by MDRD before calibration, external adjustment	7253	52.93	51.17	18.72	7.24	195.94
WT001	WEIGHT (KG), V0	7263	83.95	81.72	20.20	34.96	184.78

SCREEN_DERV : AGE V0

	N	%
Missing Values	8	0.1

Quantiles	
Min	29.0
1%	35.0
5%	37.0
10%	39.0
25% Q1	44.0
50% Med	51.0
75% Q3	58.0
90%	65.0
95%	68.0
99%	73.0
Max	83.0

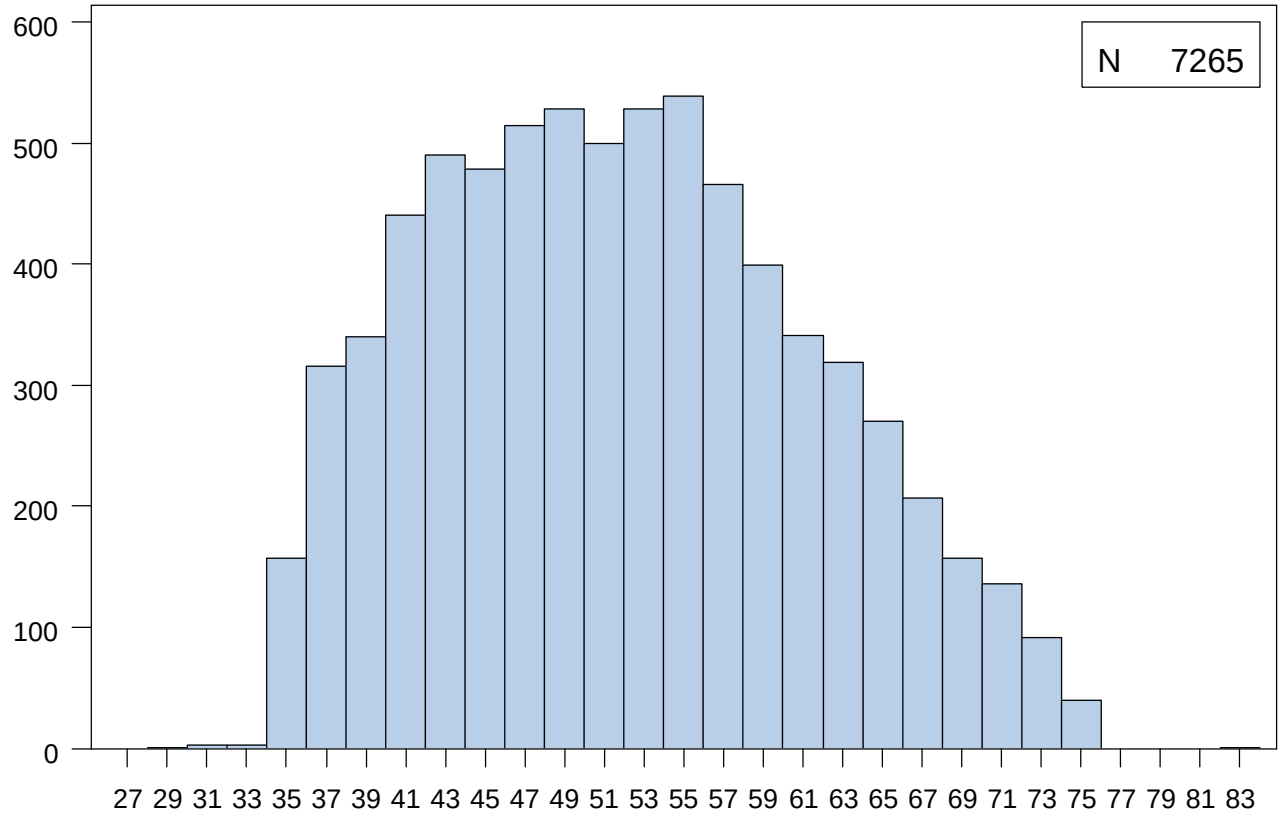

Extremes	
Lowest	N
29.0	1
30.0	1
31.0	2
32.0	1
33.0	2
Highest	N
72.0	60
73.0	32
74.0	30
75.0	10
83.0	1

Mean	51.4	Median	51.0	Mode	54.0
Standard Deviation	9.5	Interquartile Range	14.0	Range	54.0

NIDDK Closure Data Dictionary - Based on data retrieved May 17, 2010

SCREEN_DERV : BODY SURFACE AREA (CM SQUARED) V0

	N	%
Missing Values	2947	40.5

Quantiles	
Min	12082
1%	14507
5%	15641
10%	16436
25% Q1	17781
50% Med	19488
75% Q3	21227
90%	22831
95%	23777
99%	25796
Max	29180

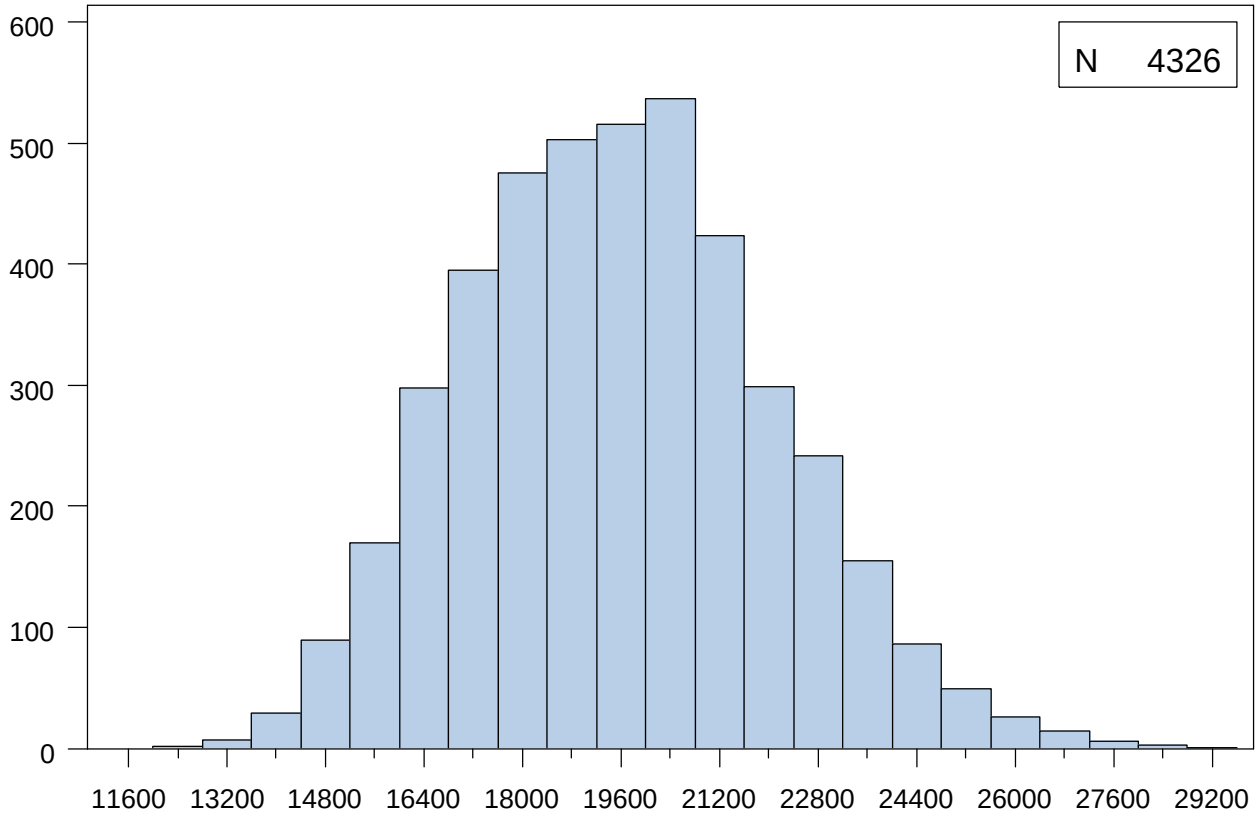

Extremes	
Lowest	N
12082	1
12086	1
13286	1
13483	1
13486	1
Highest	N
27712	1
28035	1
28372	1
28534	1
29180	1

Mean	19571	Median	19488	Mode	20658
Standard Deviation	2488.8	Interquartile Range	3445.8	Range	17098

SCREEN_DERV : BODY SURFACE AREA (M SQUARED) V0

	N	%
Missing Values	2947	40.5

Quantiles	
Min	1.2
1%	1.5
5%	1.6
10%	1.6
25% Q1	1.8
50% Med	1.9
75% Q3	2.1
90%	2.3
95%	2.4
99%	2.6
Max	2.9

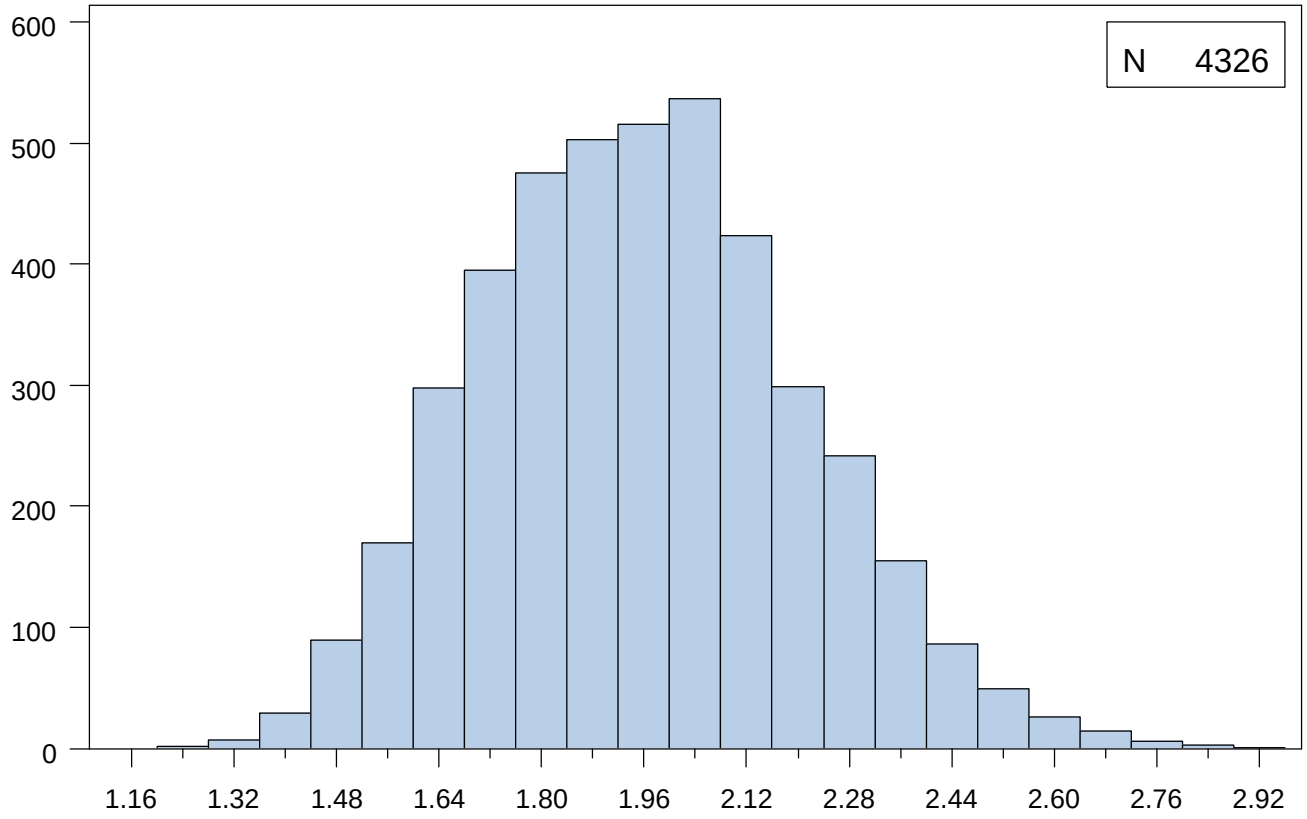

Extremes	
Lowest	N
1.2	1
1.2	1
1.3	1
1.3	1
1.3	1
Highest	N
2.8	1
2.8	1
2.8	1
2.9	1
2.9	1

Mean	2.0	Median	1.9	Mode	2.1
Standard Deviation	0.2	Interquartile Range	0.3	Range	1.7

NIDDK Closure Data Dictionary - Based on data retrieved May 17, 2010

SCREEN_DERV : COCKCROFT-GAULT CREATININE CLEARANCE RATE EXTERNAL ADJUSTMENT ML/MIN

	N	%
Missing Values	23	0.3

Quantiles	
Min	9.2
1%	23.8
5%	33.3
10%	38.8
25% Q1	50.1
50% Med	65.1
75% Q3	83.1
90%	102.8
95%	115.6
99%	147.2
Max	227.3

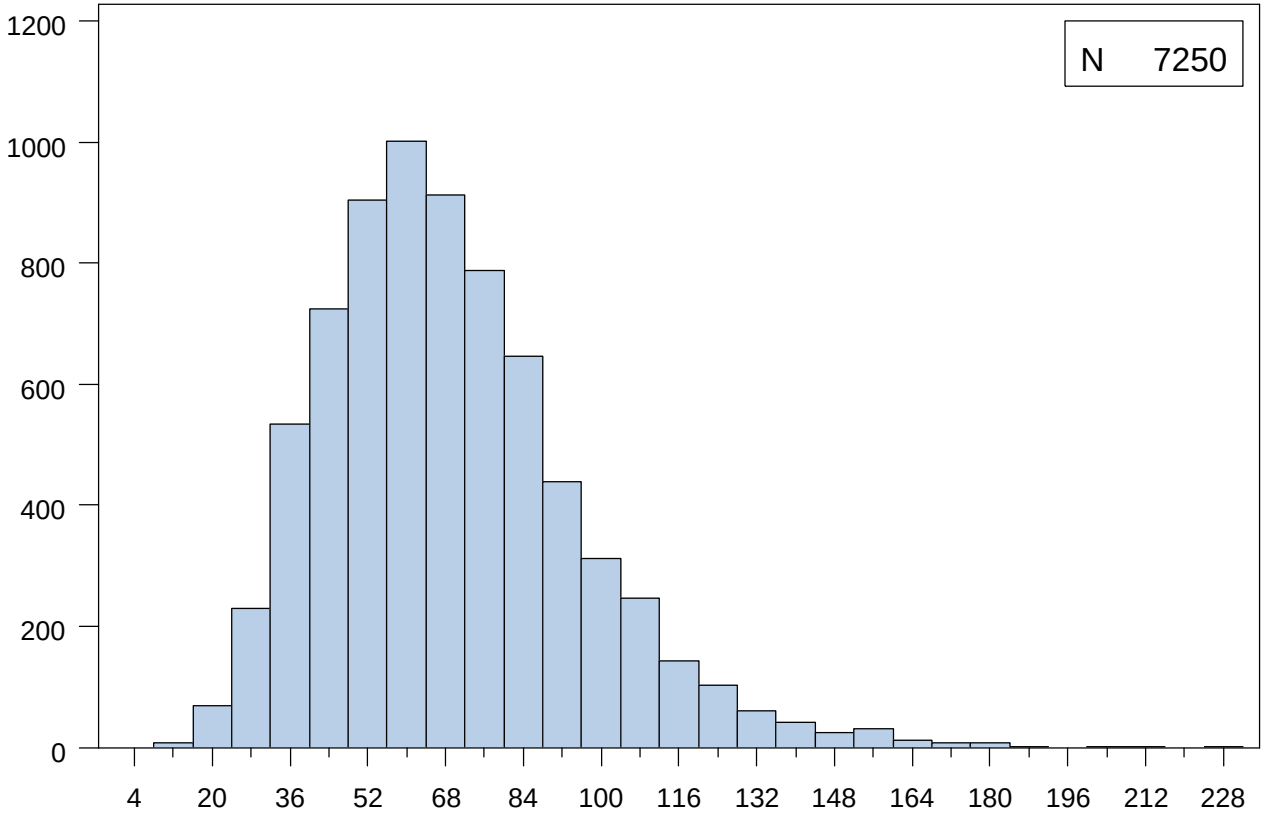

Extremes	
Lowest	N
9.2	1
9.9	1
13.1	1
14.0	1
14.7	1
Highest	N
203.4	1
204.3	1
208.1	1
224.0	1
227.3	1

Mean	68.6	Median	65.1	Mode	64.0
Standard Deviation	25.9	Interquartile Range	33.0	Range	218.1

Job FV186108 by UCCKXJ on 06FEB13 06:39

SCREEN_DERV : COCKCROFT-GAULT CCR STANDARDIZED TO 1.73(M SQUARED) EXTERNAL ADJUSTMENT

	N	%
Missing Values	2950	40.6

Quantiles	
Min	16.6
1%	29.1
5%	33.7
10%	37.2
25% Q1	44.5
50% Med	55.5
75% Q3	67.4
90%	81.0
95%	89.9
99%	110.0
Max	147.1

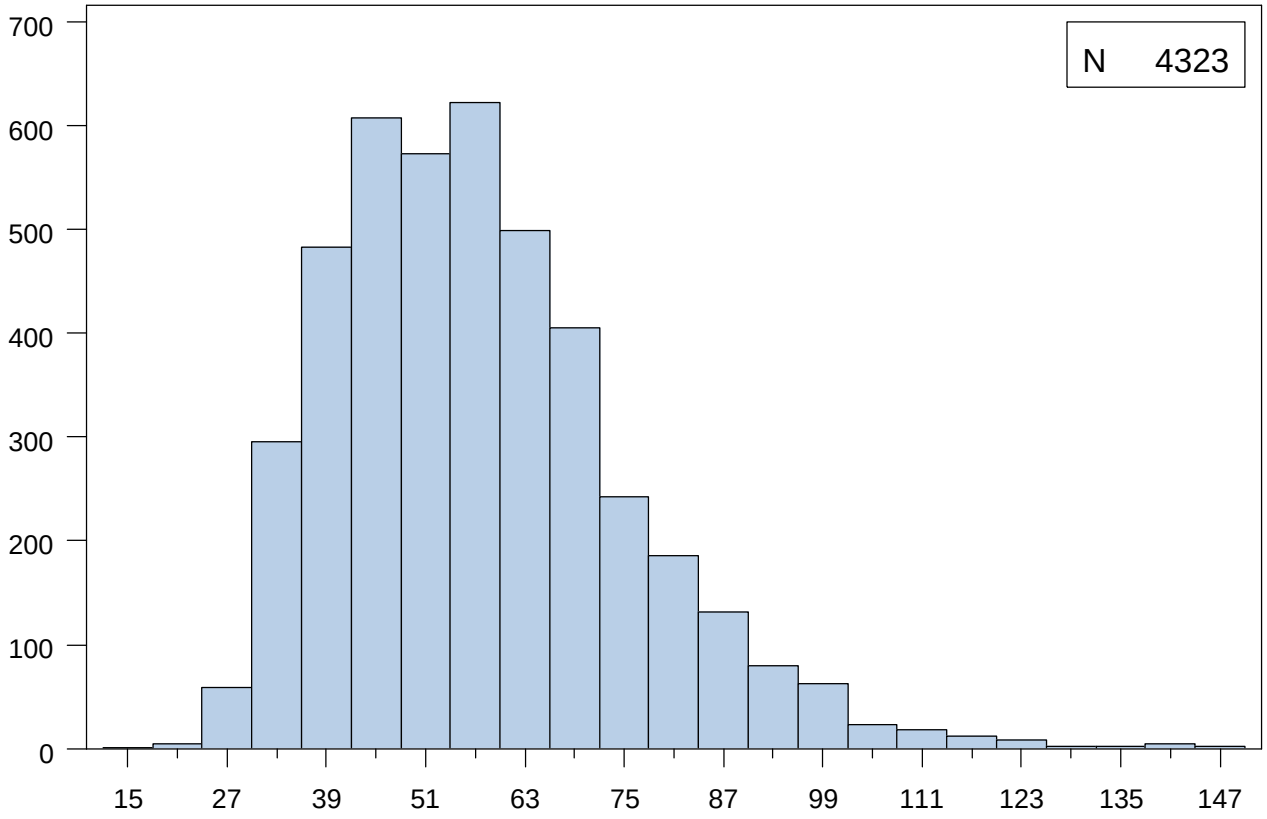

Extremes	
Lowest	N
16.6	1
18.2	1
20.0	1
20.5	1
22.3	1
Highest	N
141.5	1
142.0	1
142.6	1
146.7	1
147.1	1

Mean	57.4	Median	55.5	Mode	25.4
Standard Deviation	17.5	Interquartile Range	22.8	Range	130.5

NIDDK Closure Data Dictionary - Based on data retrieved May 17, 2010

SCREEN_DERV : stages of CKD_EPI for estimating GRF external adjustment

	N	%
Missing Values	20	0.3

Quantiles	
Min	1.0
1%	1.0
5%	2.0
10%	2.0
25% Q1	2.0
50% Med	3.0
75% Q3	3.0
90%	3.0
95%	4.0
99%	4.0
Max	5.0

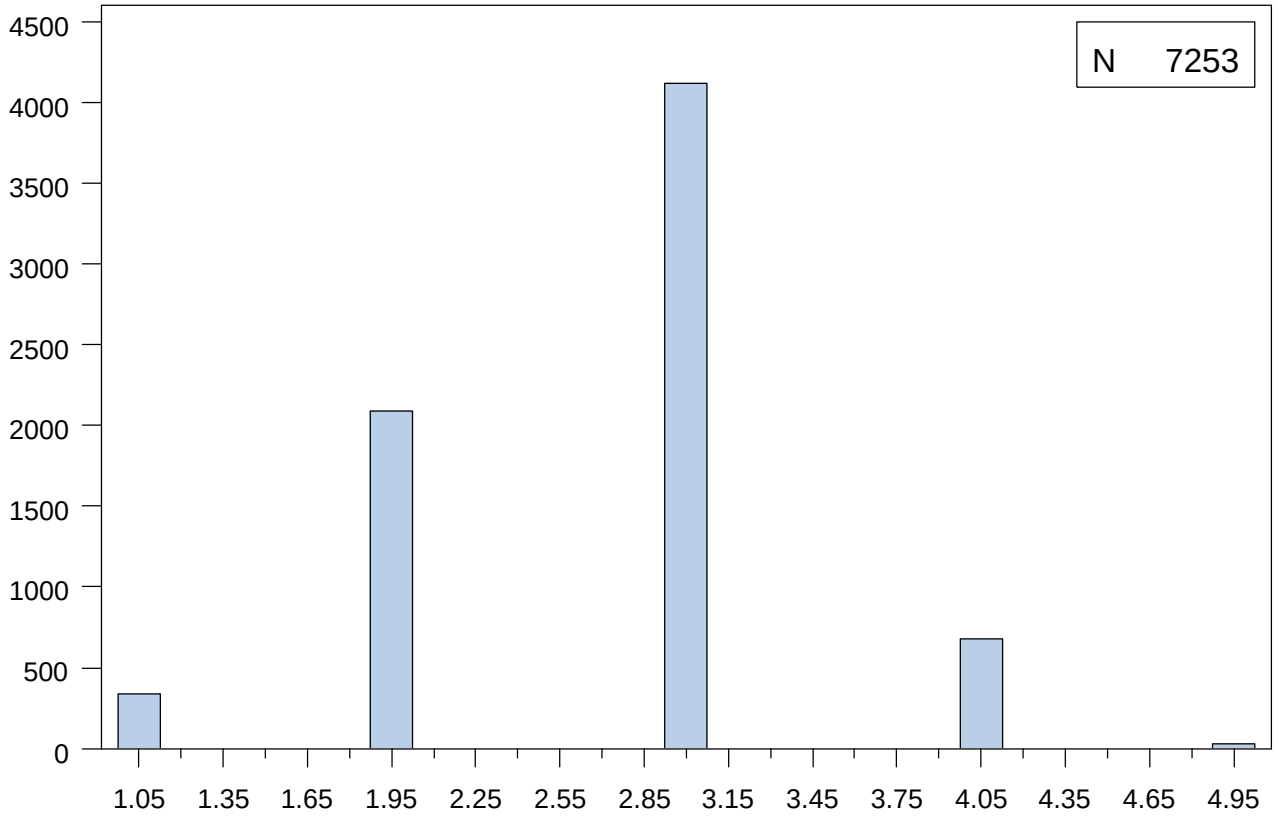

Extremes	
Lowest	N
1.0	339
2.0	2090
3.0	4121
4.0	675
5.0	28
Highest	N

Mean	2.7	Median	3.0	Mode	3.0
Standard Deviation	0.7	Interquartile Range	1.0	Range	4.0

NIDDK Closure Data Dictionary - Based on data retrieved May 17, 2010

SCREEN_DERV : stages of GFR ml/min/1.73(m squared) external adjustment

	N	%
Missing Values	20	0.3

Quantiles	
Min	1.0
1%	1.0
5%	2.0
10%	2.0
25% Q1	2.0
50% Med	3.0
75% Q3	3.0
90%	3.0
95%	4.0
99%	4.0
Max	5.0

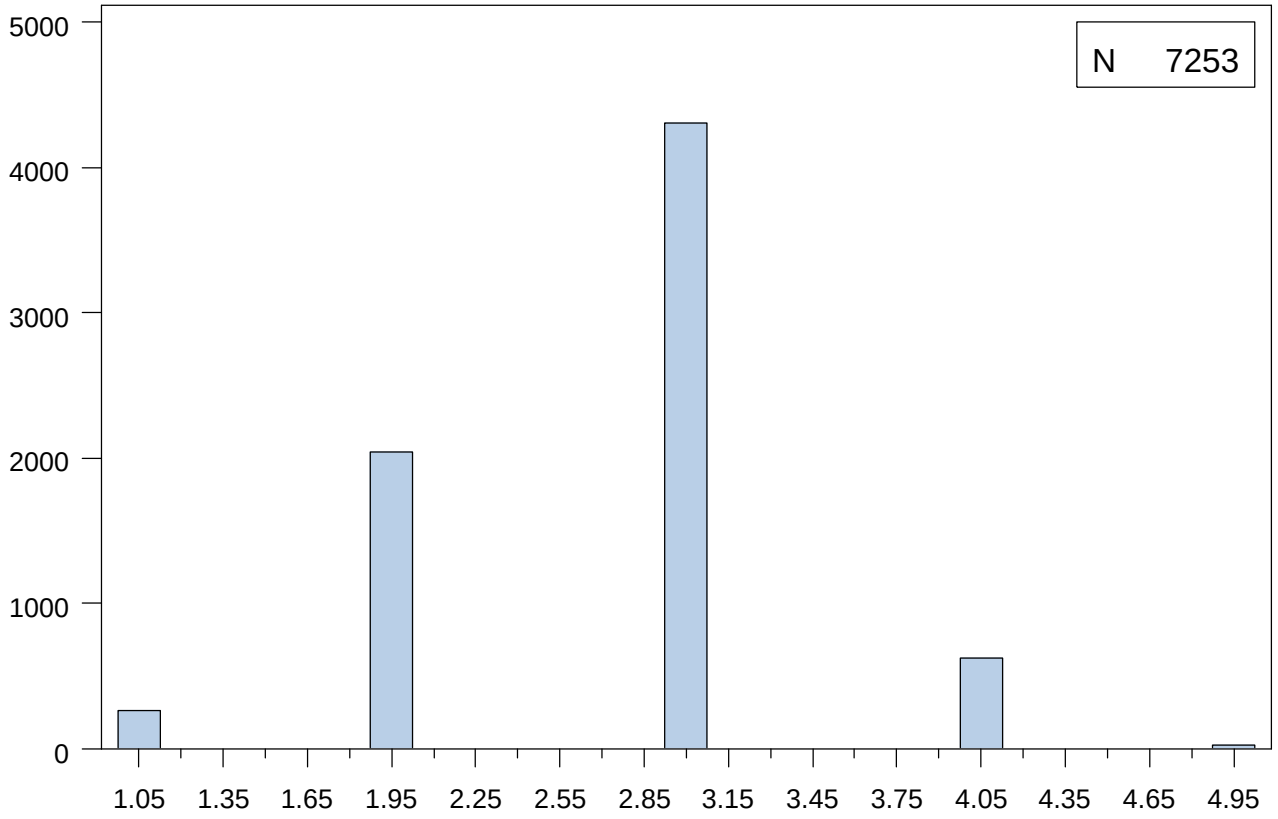

Extremes	
Lowest	N
1.0	264
2.0	2040
3.0	4305
4.0	620
5.0	24
Highest	N

Mean	2.7	Median	3.0	Mode	3.0
Standard Deviation	0.7	Interquartile Range	1.0	Range	4.0

NIDDK Closure Data Dictionary - Based on data retrieved May 17, 2010

SCREEN_DERV : TIME BETWEEN BLOOD CENTRIFUGE AND FREEZER V0 (HOURS:MINUTES)

	N	%
Missing Values	42	0.6

Quantiles	
Min	0.0
1%	900.0
5%	1140.0
10%	1200.0
25% Q1	1680.0
50% Med	1800.0
75% Q3	3000.0
90%	4440.0
95%	5400.0
99%	9000.0
Max	45900

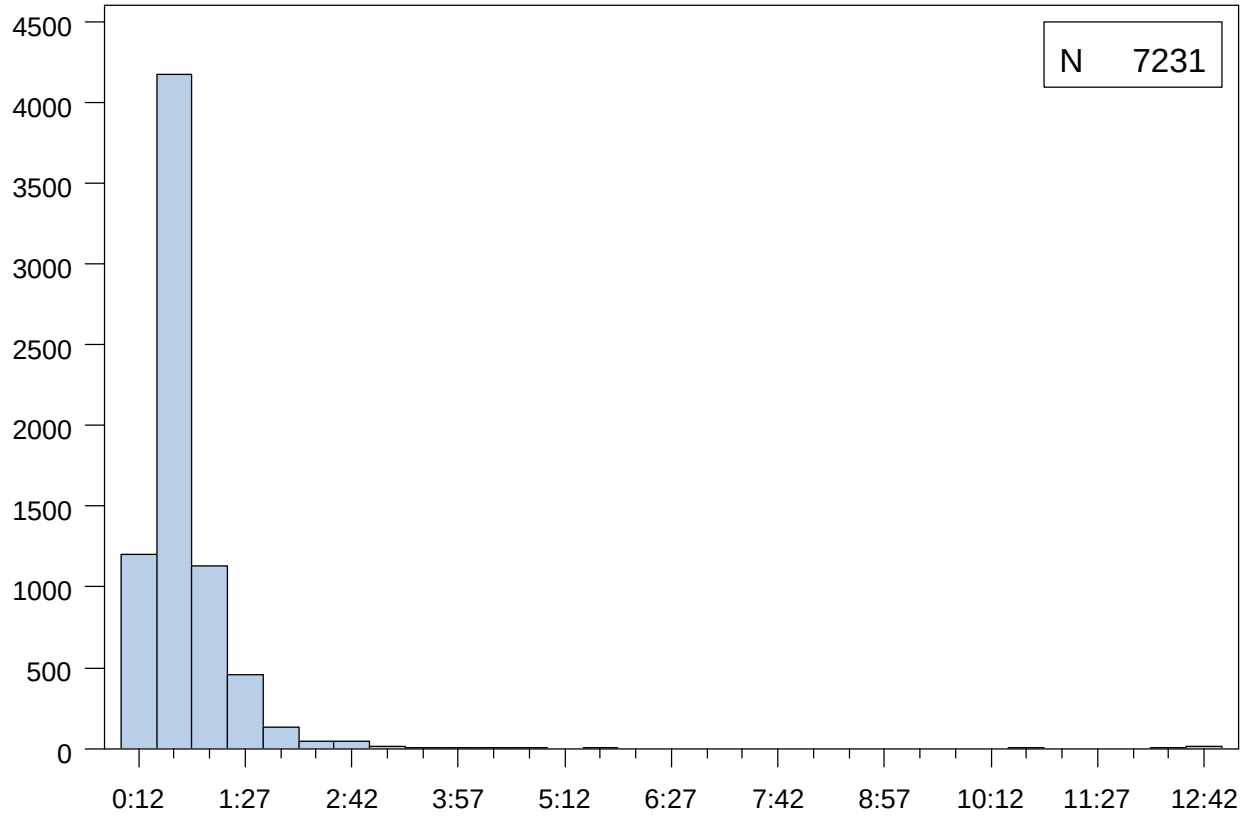

Extremes	
Lowest	N
0.0	10
120.0	1
240.0	1
300.0	3
360.0	1
Highest	N
44400	1
45000	8
45120	1
45600	2
45900	1

Mean	2589.6	Median	1800.0	Mode	1800.0
Standard Deviation	2422.2	Interquartile Range	1320.0	Range	45900

NIDDK Closure Data Dictionary - Based on data retrieved May 17, 2010

SCREEN_DERV : CREATININE EXTERNAL ADJUSTMENT µMOL/L

	N	%
Missing Values	12	0.2

Quantiles	
Min	0.4
1%	0.7
5%	0.9
10%	1.0
25% Q1	1.1
50% Med	1.5
75% Q3	1.8
90%	2.2
95%	2.5
99%	3.3
Max	8.3

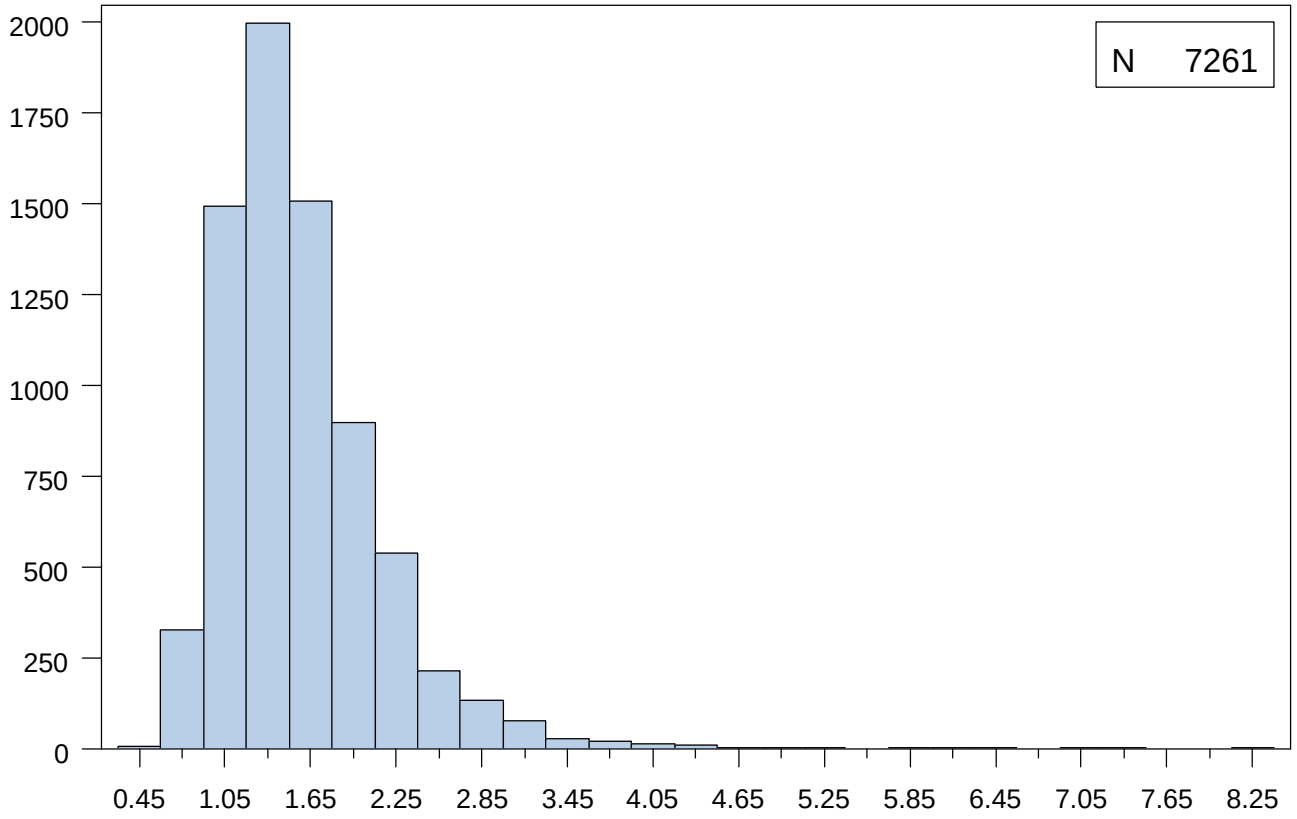

Extremes	
Lowest	N
0.4	1
0.5	3
0.5	1
0.6	11
0.6	12
Highest	N
6.0	1
6.4	1
7.2	1
7.3	1
8.3	1

Mean	1.6	Median	1.5	Mode	1.2
Standard Deviation	0.6	Interquartile Range	0.7	Range	7.9

SCREEN_DERV : TIME BETWEEN BLOOD DRAW AND CENTRIFUGE V0 (HOURS:MINUTES)

	N	%
Missing Values	49	0.7

Quantiles	
Min	-35100
1%	120.0
5%	300.0
10%	600.0
25% Q1	1440.0
50% Med	2820.0
75% Q3	5460.0
90%	8700.0
95%	10800
99%	14400
Max	4.84E6

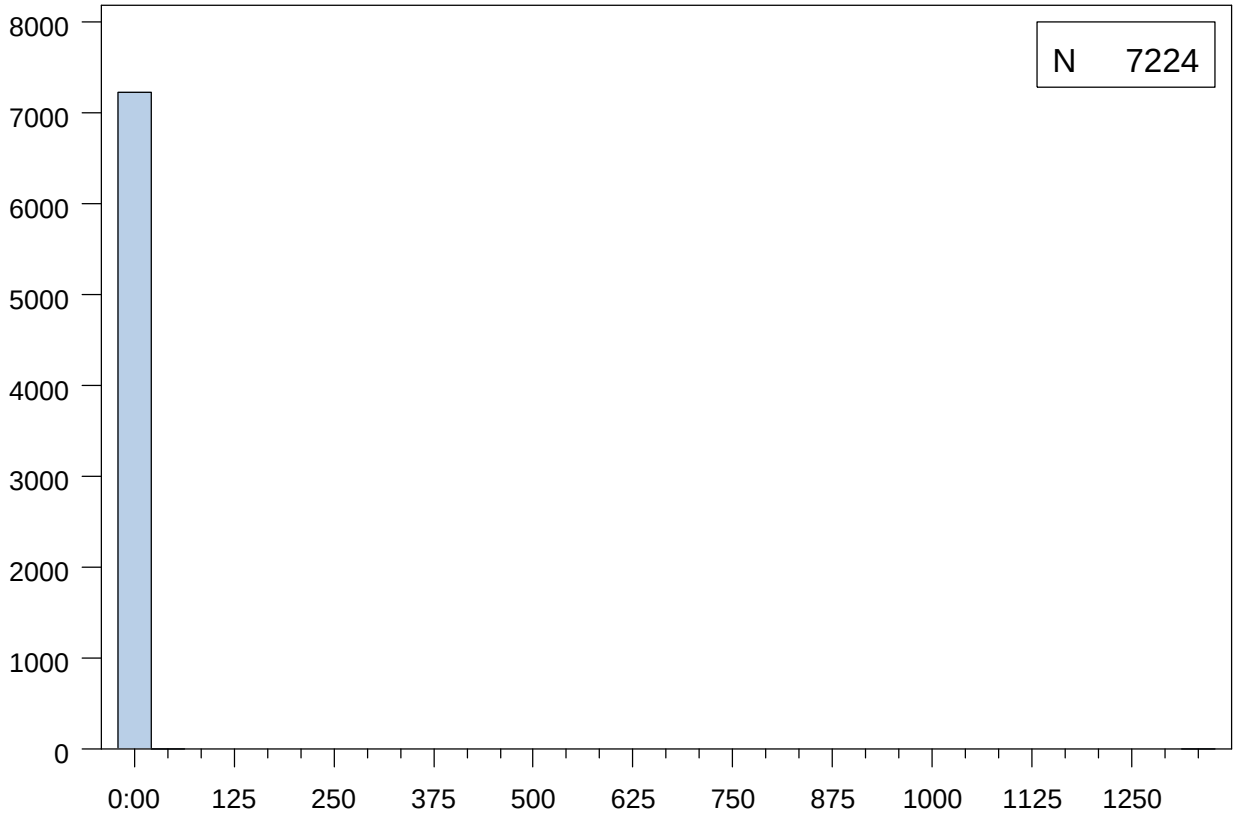

Extremes	
Lowest	N
-35100	1
0.0	50
60.0	14
120.0	70
180.0	79
Highest	N
46800	1
48900	1
50400	1
106740	1
4.84E6	1

Mean	4639.3	Median	2820.0	Mode	1200.0
Standard Deviation	57036	Interquartile Range	4020.0	Range	4.87E6

NIDDK Closure Data Dictionary - Based on data retrieved May 17, 2010

SCREEN_DERV : CKD_EPI for estimating GFR external adjustment

	N	%
Missing Values	20	0.3

Quantiles	
Min	6.7
1%	18.2
5%	25.7
10%	30.3
25% Q1	38.9
50% Med	51.7
75% Q3	65.5
90%	79.8
95%	89.2
99%	104.9
Max	132.1

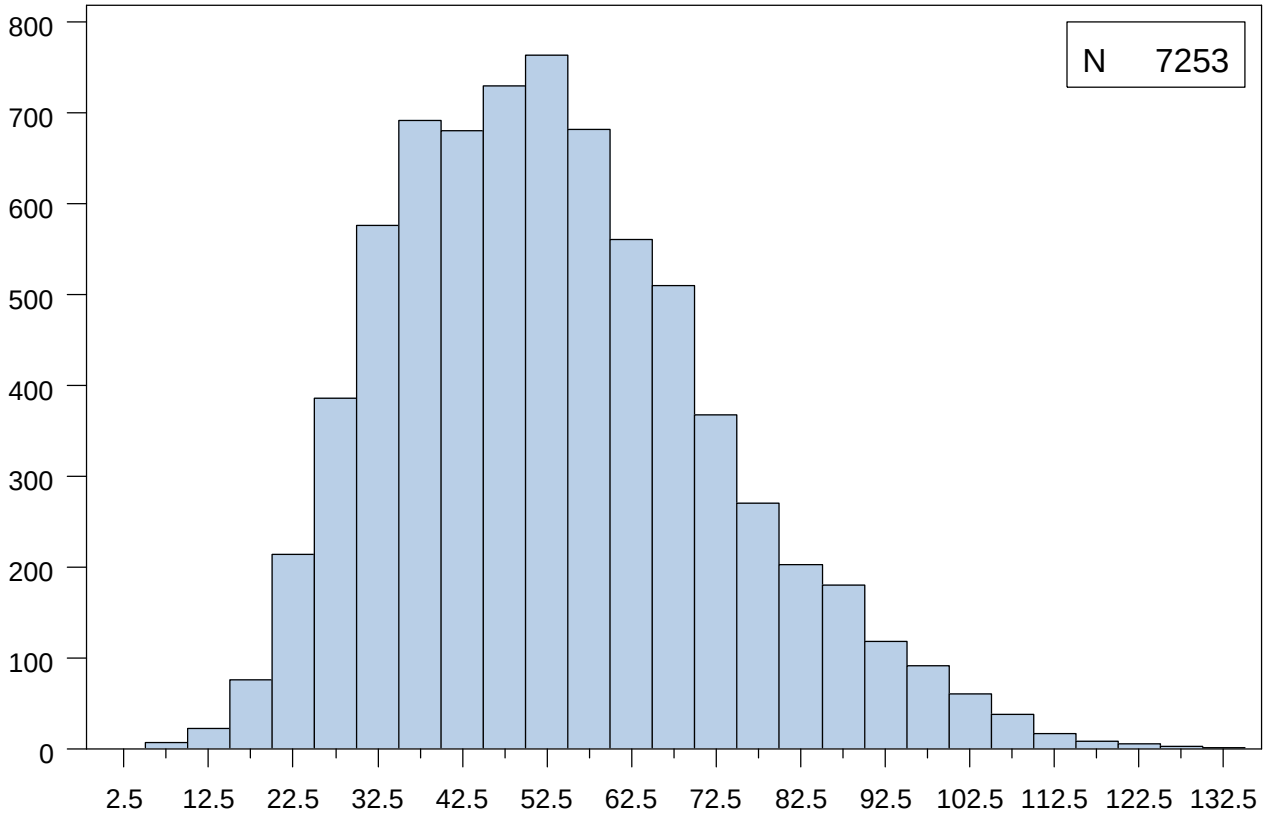

Extremes	
Lowest	N
6.7	1
8.1	1
8.5	1
9.4	1
9.4	1
Highest	N
123.4	1
124.2	1
125.8	1
127.4	1
132.1	1

Mean	53.5	Median	51.7	Mode	54.8
Standard Deviation	19.3	Interquartile Range	26.5	Range	125.5

Job FV186108 by UCCKXJ on 06FEB13 06:39

NIDDK Closure Data Dictionary - Based on data retrieved May 17, 2010

SCREEN_DERV : EGFR by MDRD before calibration external adjustment

	N	%
Missing Values	20	0.3

Quantiles	
Min	7.2
1%	18.9
5%	26.2
10%	30.7
25% Q1	39.1
50% Med	51.2
75% Q3	64.2
90%	78.0
95%	86.2
99%	105.9
Max	195.9

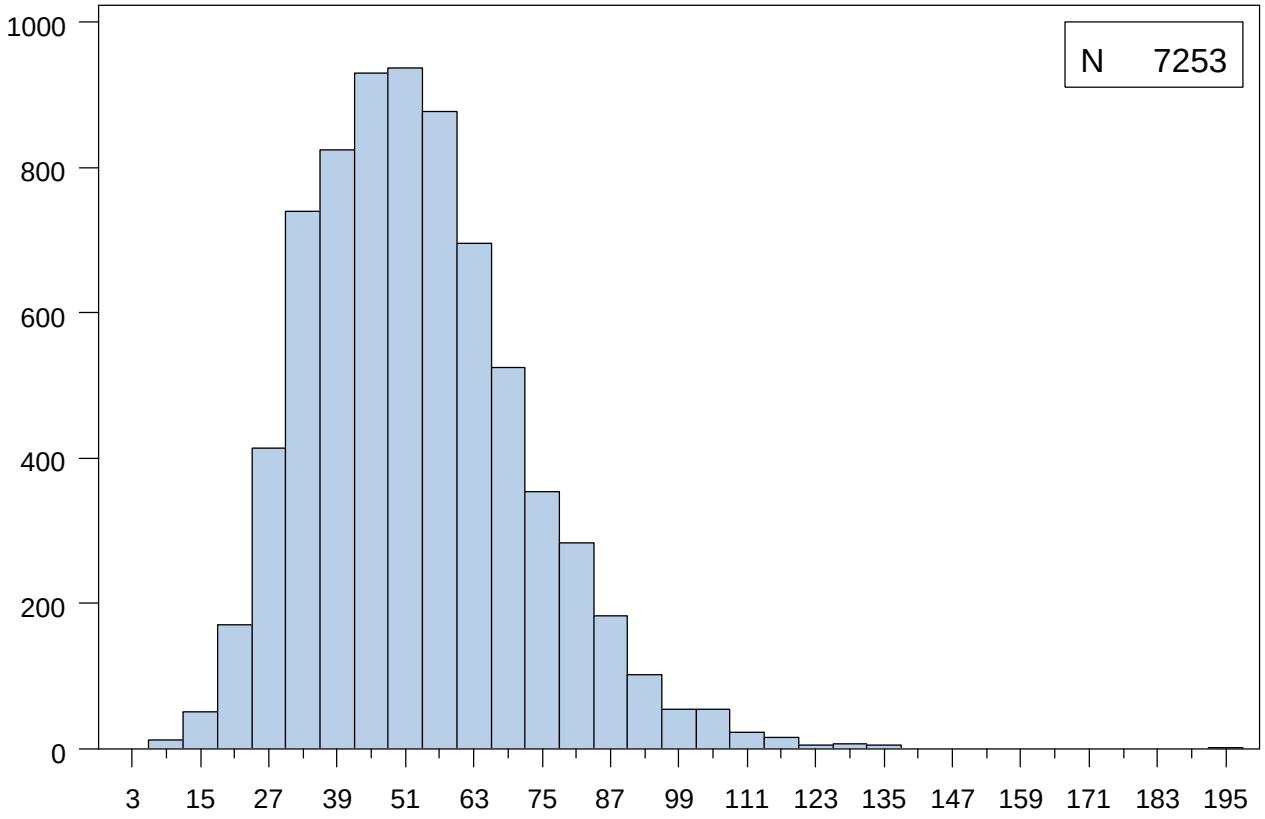

Extremes	
Lowest	N
7.2	1
8.7	1
8.7	1
9.8	1
10.0	1
Highest	N
134.1	1
134.2	1
135.8	1
136.1	1
195.9	1

Mean	52.9	Median	51.2	Mode	52.7
Standard Deviation	18.7	Interquartile Range	25.1	Range	188.7

Job FV186108 by UCCKXJ on 06FEB13 06:39

SCREEN_DERV : WEIGHT (KG) V0

	N	%
Missing Values	10	0.1

Quantiles	
Min	35.0
1%	48.6
5%	55.4
10%	59.9
25% Q1	69.5
50% Med	81.7
75% Q3	95.8
90%	111.2
95%	121.2
99%	143.0
Max	184.8

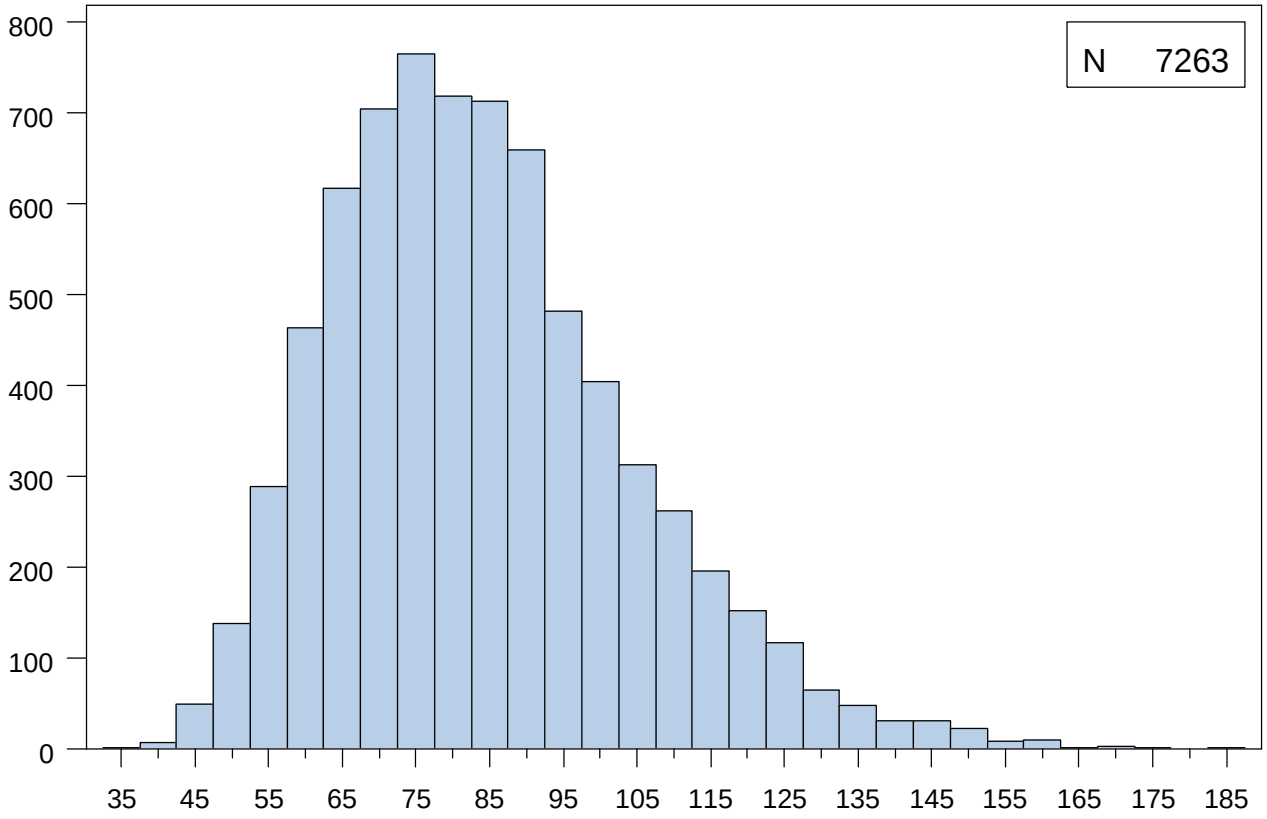

Extremes	
Lowest	N
35.0	1
37.7	1
39.0	1
39.5	1
41.3	1
Highest	N
163.0	1
168.4	1
172.1	1
173.9	1
184.8	1

Mean	84.0	Median	81.7	Mode	72.6
Standard Deviation	20.2	Interquartile Range	26.3	Range	149.8

5.2 ADHER Derived Variables (ADHER_NIDDKV1)

Due to the fact that adherence was first collected on the Follow-up form (FUP) and then moved over to the Vitamin Distribution Log (VDL) form the data had to be merged across the two forms in order to calculate the study medication adherence. There are numerous hardcodes incorporated into the derived variables based on site data queries. Many queries were not cleaned up by the sites so caution should be used when including these adherence variables in analyses. For example there are values of adherence much greater than 100% due to the fact that some times the end data of when the participants stopped taking the study medication was off by 1 year causing the adherence to be > 3000.

Adherence variables were created if vitamins were either distributed and/or returned to the clinic for pill counts.

$$\text{Adherence} = \frac{\text{Total Number of Pills Taken}}{\text{Total Number of Days}}$$

Total number of pills taken = (total number of pills distributed to the participant within a contact occasion) – (total number of pills participant returned or lost within a given study contact occasion)

Total number of Days = (Date participant started taking the study medication) – (Date participant stopped taking the study medication)

Caution when using this variable: For example there are values of adherence much greater than 100% due to the fact that some times when calculating the total number of days the end date of when the participants stopped taking the study medication was off by 1 year causing the adherence to be extremely large. The sites were asked to correct these dates but often did not. Likewise there are negative adherence values due to sites coding mistakes.

ADHER750203-ADHER751303: 75% Adherence CO: 02- CO: 13

A categorical variable with the two following groups:

1= if adherence <75%
2= if adherence >=75%

ADHERC0203 – ADHERC1303: Adherence continuous CO: 02- CO: 13

A continuous variable calculating adherence at specific contacts.

NIDDK Closure Data Dictionary - Based on data retrieved May 17, 2010
Contents and Listing of 10 Obs. from Dataset ADHER

Data Set Name	ADHER	Observations	4110
Created	February 6, 2013	Variables	15
Last Modified	February 6, 2013		

#	Variable	Type	Length	Format	Label	Coding if Categorical	Version Change
9	ADHER750203	Num	8		75% Adherence CO:02 (ADHER750203)	1= Adherence <75% 2= Adherence >=75%	
10	ADHER750303	Num	8		75% Adherence CO:03 (ADHER750303)	1= Adherence <75% 2= Adherence >=75%	
11	ADHER750503	Num	8		75% Adherence CO:05 (ADHER750503)	1= Adherence <75% 2= Adherence >=75%	
12	ADHER750703	Num	8		75% Adherence CO:07 (ADHER750703)	1= Adherence <75% 2= Adherence >=75%	
13	ADHER750903	Num	8		75% Adherence CO:09 (ADHER750903)	1= Adherence <75% 2= Adherence >=75%	
14	ADHER751103	Num	8		75% Adherence CO:11 (ADHER751103)	1= Adherence <75% 2= Adherence >=75%	
15	ADHER751303	Num	8		75% Adherence CO:13 (ADHER751303)	1= Adherence <75% 2= Adherence >=75%	
8	ADHERC0203	Num	8		Adherence cont CO:02 (ADHERC0203)		
2	ADHERC0303	Num	8		Adherence cont CO:03 (ADHERC0303)		
3	ADHERC0503	Num	8		Adherence cont CO:05 (ADHERC0503)		
4	ADHERC0703	Num	8		Adherence cont CO:07 (ADHERC0703)		
5	ADHERC0903	Num	8		Adherence cont CO:09 (ADHERC0903)		
6	ADHERC1103	Num	8		Adherence cont CO:11 (ADHERC1103)		
7	ADHERC1303	Num	8		Adherence cont CO:13 (ADHERC1303)		
1	BLINDID	Char	4	$4.	Blind ID		

Obs	BLINDID	ADHERC0303	ADHERC0503	ADHERC0703	ADHERC0903	ADHERC1103	ADHERC1303	ADHERC0203	ADHER750203
1	0001	100.000	100.272	109.589	90.8213	94.792		102.116	2

Obs	*BLINDID*	*ADHERC0303*	*ADHERC0503*	*ADHERC0703*	*ADHERC0903*	*ADHERC1103*	*ADHERC1303*	*ADHERC0203*	*ADHER750203*
2	0002		104.734	91.667	82.8571	101.563	74.4986	99.401	2
3	0003	102.632	105.149	100.549	98.2051		91.3242	97.980	2
4	0004	96.978	173.160						
5	0005	80.000	99.669	99.054	97.5610	96.106		71.910	1
6	0006	49.487							
7	0007		33.333					77.297	2
8	0008							95.722	2
9	0009	101.734	98.984	100.000	99.4595	100.000	86.2676	100.606	2
10	0010	100.000	96.643	31.608	99.2556			101.604	2

Obs	*ADHER750303*	*ADHER750503*	*ADHER750703*	*ADHER750903*	*ADHER751103*	*ADHER751303*
1	2	2	2	2	2	
2		2	2	2	2	1
3	2	2	2	2		2
4	2	2				
5	2	2	2	2	2	
6	1					
7		1				
8						
9	2	2	2	2	2	2
10	2	2	1	2		

75% Adherence CO:02 (ADHER750203)

ADHER750203	Frequency	Percent
1	81	1.97
2	1168	28.42
Missing	2861	69.61

75% Adherence CO:03 (ADHER750303)

ADHER750303	Frequency	Percent
1	155	3.77
2	3171	77.15
Missing	784	19.08

75% Adherence CO:05 (ADHER750503)

ADHER750503	Frequency	Percent
1	159	3.87
2	2703	65.77
Missing	1248	30.36

75% Adherence CO:07 (ADHER750703)

ADHER750703	Frequency	Percent
1	148	3.60
2	2405	58.52
Missing	1557	37.88

75% Adherence CO:09 (ADHER750903)

ADHER750903	Frequency	Percent
1	124	3.02
2	1801	43.82
Missing	2185	53.16

75% Adherence CO:11 (ADHER751103)

ADHER751103	Frequency	Percent
1	68	1.65
2	883	21.48
Missing	3159	76.86

75% Adherence CO:13 (ADHER751303)

ADHER751303	Frequency	Percent
1	61	1.48
2	618	15.04
Missing	3431	83.48

Variable	*Label*	*N*	*Mean*	*Median*	*Std Dev*	*Minimum*	*Maximum*
ADHERC0203	Adherence cont CO:02 (ADHERC0203)	1249	105.98	100.00	41.50	-152.67	378.89
ADHERC0303	Adherence cont CO:03 (ADHERC0303)	3326	114.92	99.26	724.39	-14.16	40000.00
ADHERC0503	Adherence cont CO:05 (ADHERC0503)	2862	103.96	98.91	257.40	-73.60	13333.33
ADHERC0703	Adherence cont CO:07 (ADHERC0703)	2553	98.39	98.72	61.73	0.00	2214.29
ADHERC0903	Adherence cont CO:09 (ADHERC0903)	1925	111.70	98.90	403.26	0.00	15900.00
ADHERC1103	Adherence cont CO:11 (ADHERC1103)	951	178.22	98.83	1696.94	-14.97	37700.00
ADHERC1303	Adherence cont CO:13 (ADHERC1303)	679	98.03	98.18	40.47	-26.15	745.28

ADHER : Adherence cont CO:02 (ADHERC0203)

	N	%
Missing Values	2861	69.6

Quantiles	
Min	-152.7
1%	0.0
5%	63.8
10%	84.0
25% Q1	96.1
50% Med	100.0
75% Q3	104.4
90%	150.0
95%	184.4
99%	263.2
Max	378.9

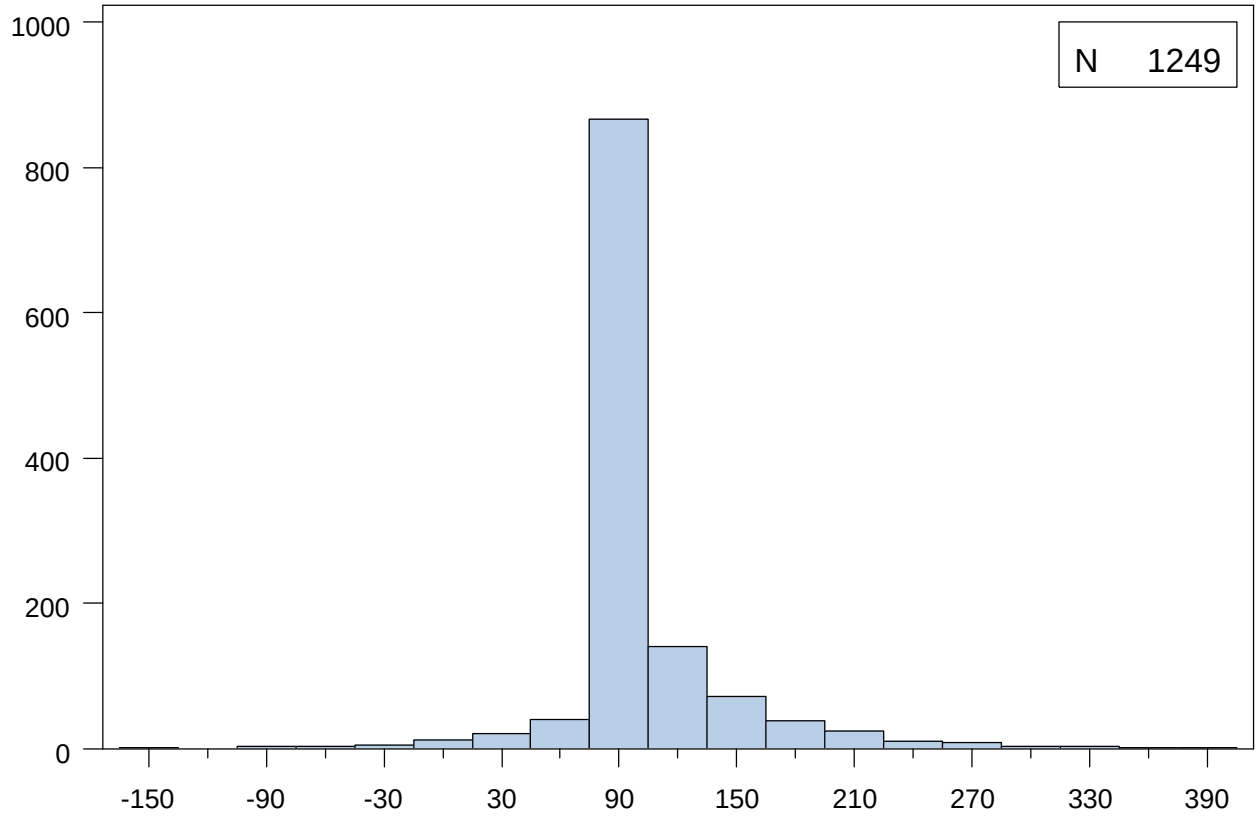

Extremes	
Lowest	N
-152.7	1
-99.0	1
-93.8	1
-72.7	1
-62.4	1
Highest	N
330.0	1
332.8	1
333.3	1
365.1	1
378.9	1

Mean	106.0	Median	100.0	Mode	100.0
Standard Deviation	41.5	Interquartile Range	8.4	Range	531.6

ADHER : Adherence cont CO:03 (ADHERC0303)

	N	%
Missing Values	784	19.1

Quantiles	
Min	-14.2
1%	40.1
5%	76.2
10%	85.4
25% Q1	95.5
50% Med	99.3
75% Q3	100.7
90%	109.6
95%	119.2
99%	162.6
Max	40000

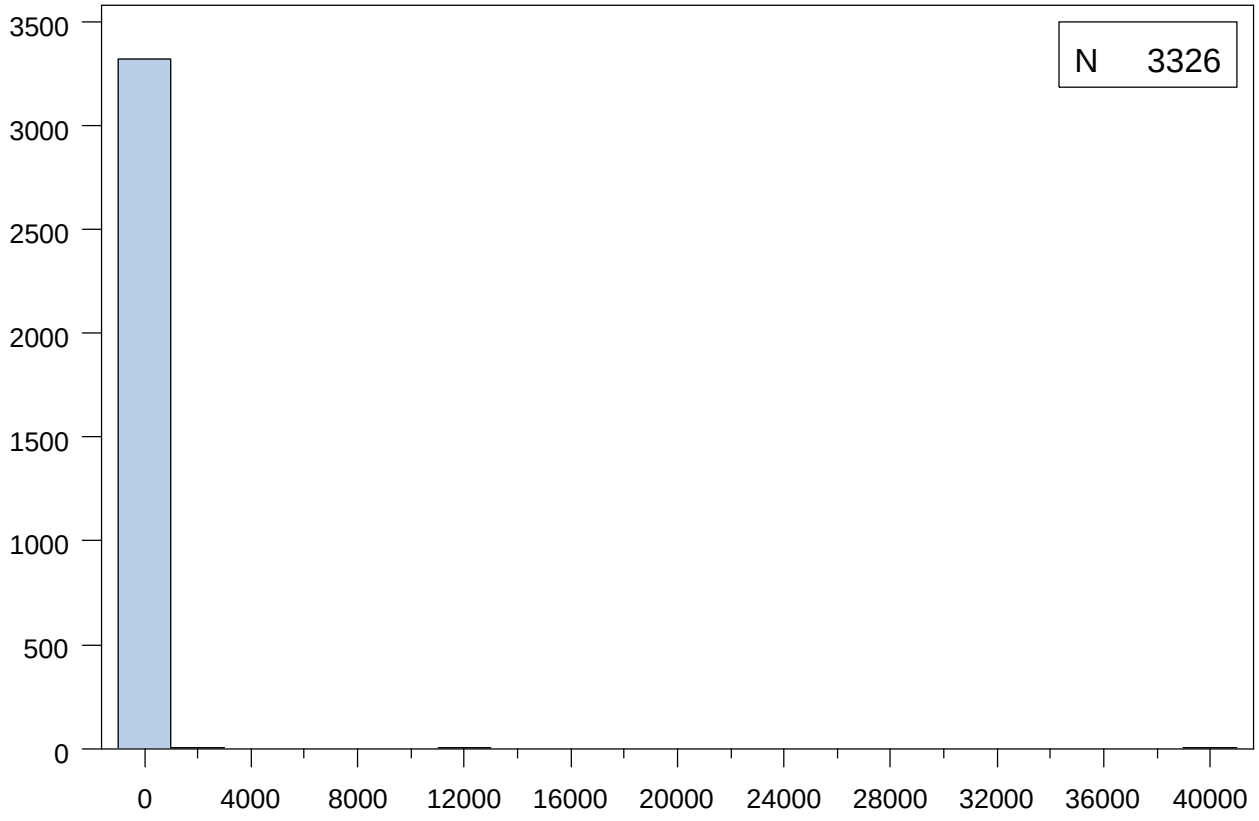

Extremes	
Lowest	N
-14.2	1
0.0	2
1.4	1
2.4	1
3.2	1
Highest	N
470.6	1
566.7	1
2333.3	1
12233	1
40000	1

Mean	114.9	Median	99.3	Mode	100.0
Standard Deviation	724.4	Interquartile Range	5.2	Range	40014

ADHER : Adherence cont CO:05 (ADHERC0503)

	N	%
Missing Values	1248	30.4

Quantiles	
Min	-73.6
1%	34.0
5%	73.5
10%	83.8
25% Q1	94.3
50% Med	98.9
75% Q3	100.3
90%	104.0
95%	111.6
99%	169.1
Max	13333

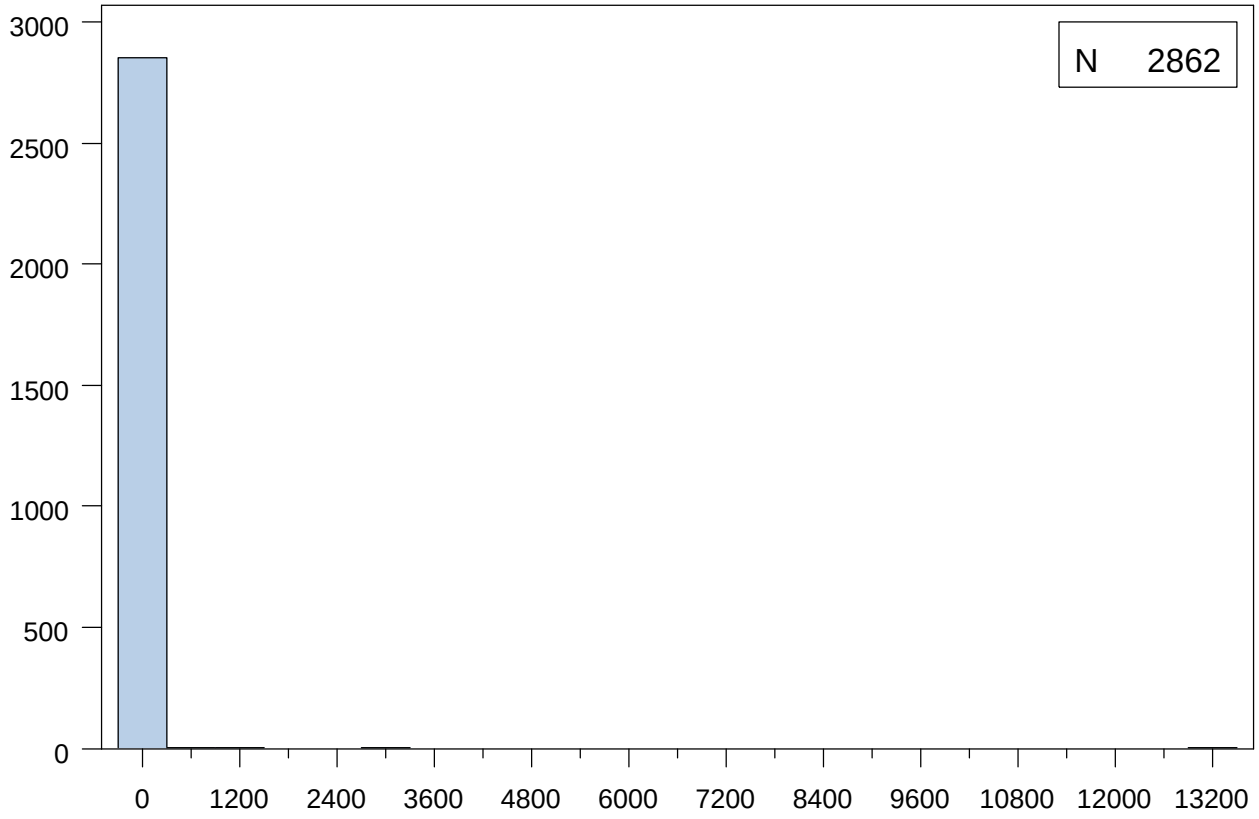

Extremes	
Lowest	N
-73.6	1
-21.8	1
-10.3	1
0.0	6
0.7	1
Highest	N
666.7	1
1212.1	1
1290.3	2
3090.9	1
13333	1

Mean	104.0	Median	98.9	Mode	100.0
Standard Deviation	257.4	Interquartile Range	6.0	Range	13407

NIDDK Closure Data Dictionary - Based on data retrieved May 17, 2010

ADHER : Adherence cont CO:07 (ADHERC0703)

	N	%
Missing Values	1557	37.9

Quantiles	
Min	0.0
1%	46.7
5%	71.9
10%	83.6
25% Q1	94.3
50% Med	98.7
75% Q3	100.3
90%	101.9
95%	107.9
99%	145.6
Max	2214.3

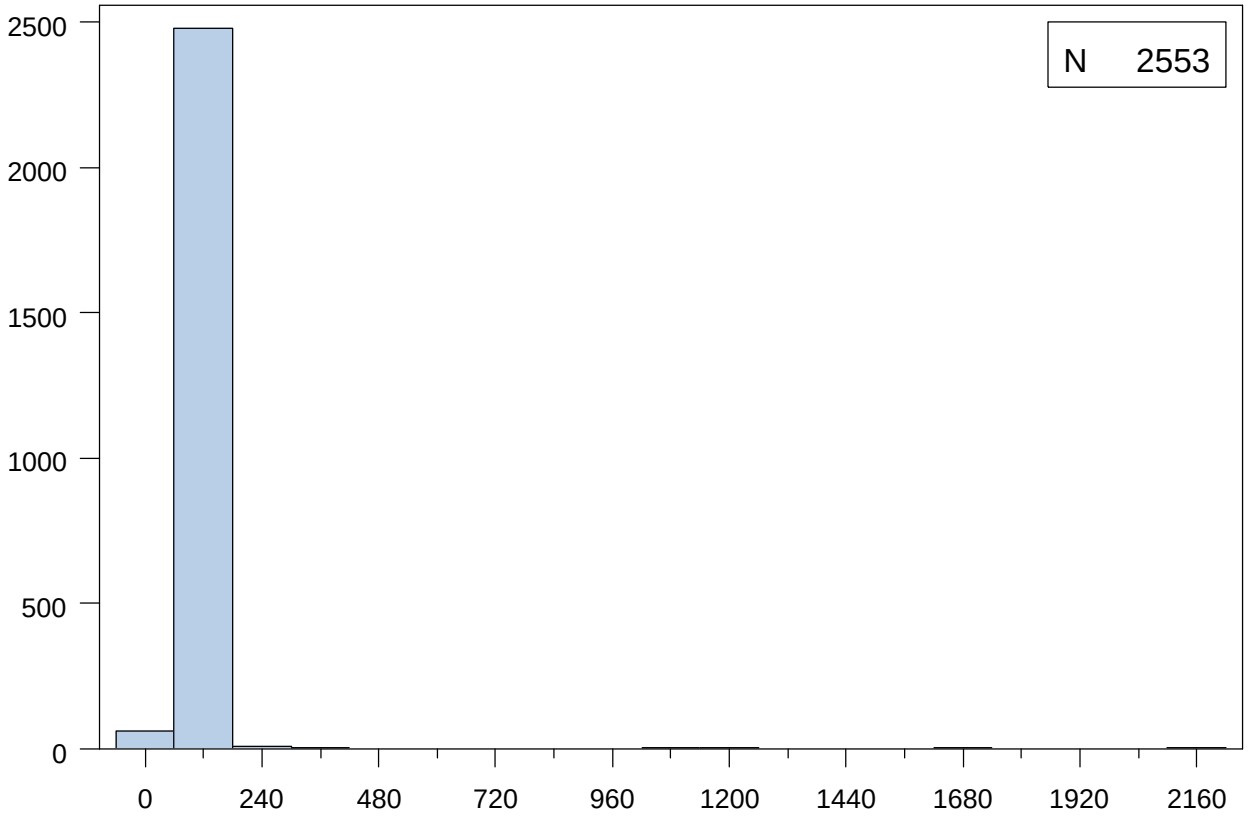

Extremes	
Lowest	N
0.0	3
1.2	1
2.4	1
6.5	1
17.1	1
Highest	N
378.9	1
1042.4	1
1176.5	1
1687.0	1
2214.3	1

Mean	98.4	Median	98.7	Mode	100.0
Standard Deviation	61.7	Interquartile Range	5.9	Range	2214.3

ADHER : Adherence cont CO:09 (ADHERC0903)

	N	%
Missing Values	2185	53.2

Quantiles	
Min	0.0
1%	42.2
5%	70.8
10%	82.8
25% Q1	94.0
50% Med	98.9
75% Q3	100.4
90%	104.0
95%	111.6
99%	170.6
Max	15900

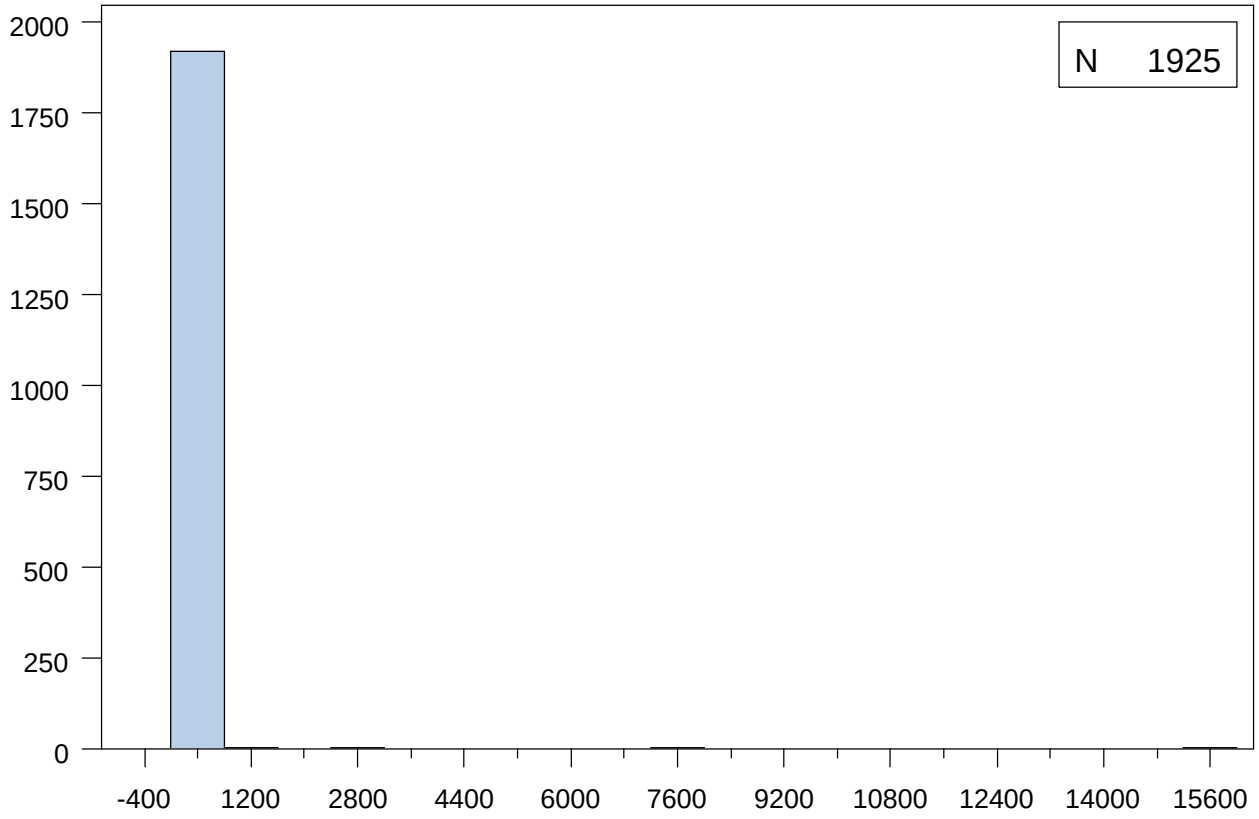

Extremes	
Lowest	N
0.0	3
1.6	1
14.4	1
21.9	1
27.8	1
Highest	N
1052.6	1
1481.5	1
2680.0	1
7380.0	1
15900	1

Mean	111.7	Median	98.9	Mode	100.0
Standard Deviation	403.3	Interquartile Range	6.4	Range	15900

ADHER : Adherence cont CO:11 (ADHERC1103)

	N	%
Missing Values	3159	76.9

Quantiles	
Min	-15.0
1%	33.6
5%	69.3
10%	82.1
25% Q1	93.5
50% Med	98.8
75% Q3	100.6
90%	106.1
95%	112.0
99%	155.0
Max	37700

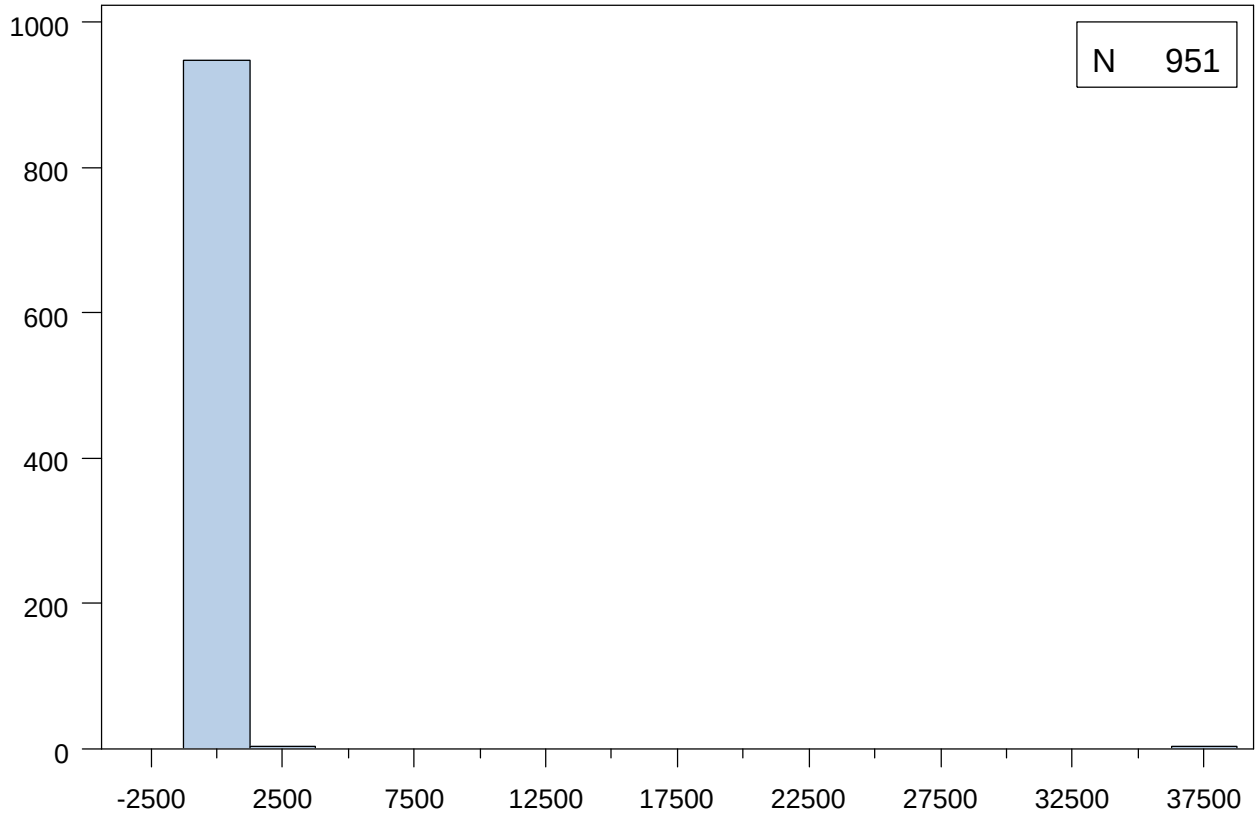

Extremes	
Lowest	N
-15.0	1
0.0	1
16.0	1
18.4	1
24.8	1
Highest	N
262.5	1
1538.5	1
2857.1	1
36400	1
37700	1

Mean	178.2	Median	98.8	Mode	100.0
Standard Deviation	1696.9	Interquartile Range	7.0	Range	37715

NIDDK Closure Data Dictionary - Based on data retrieved May 17, 2010

ADHER : Adherence cont CO:13 (ADHERC1303)

	N	%
Missing Values	3431	83.5

Quantiles	
Min	-26.2
1%	25.4
5%	61.8
10%	76.1
25% Q1	90.9
50% Med	98.2
75% Q3	100.5
90%	107.6
95%	117.6
99%	229.9
Max	745.3

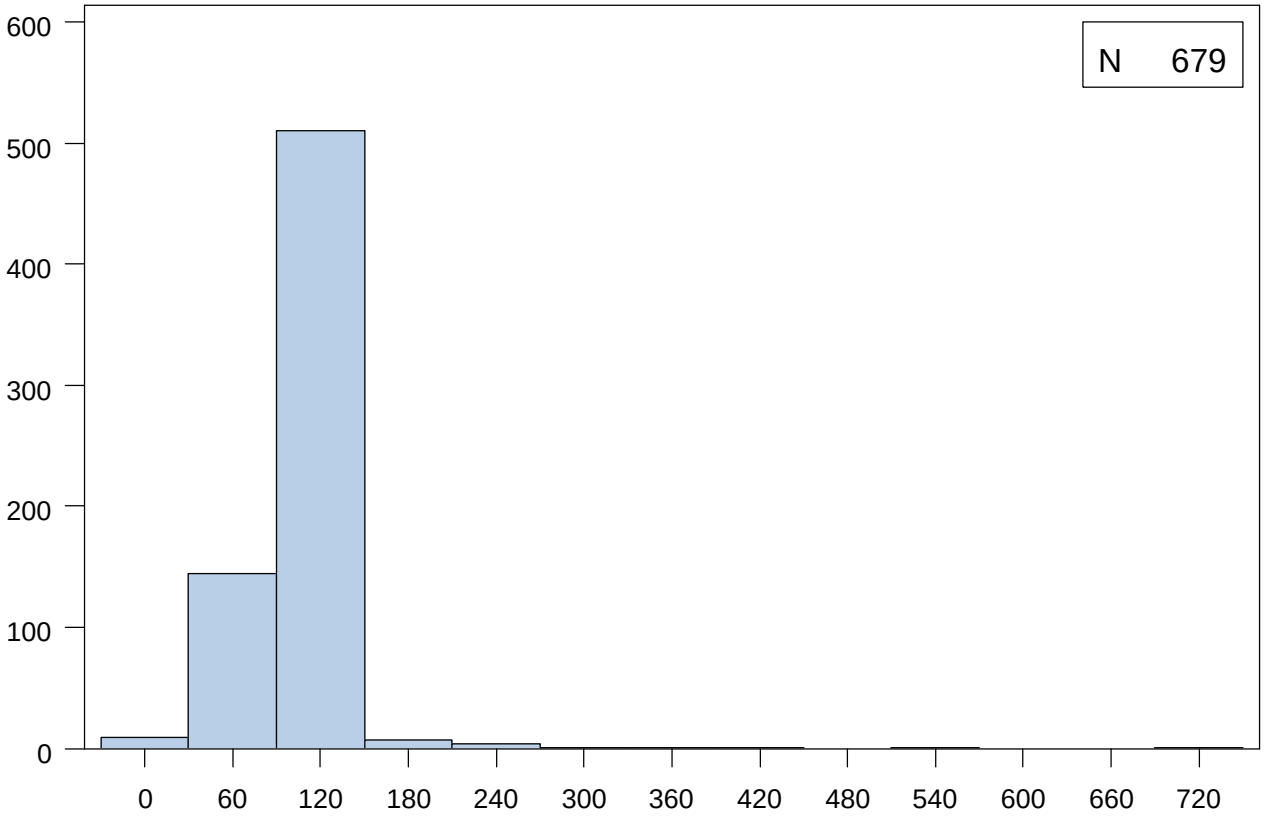

Extremes	
Lowest	N
-26.2	1
0.0	2
10.3	1
20.0	1
25.1	1
Highest	N
292.0	1
344.8	1
412.4	1
533.3	1
745.3	1

Mean	98.0	Median	98.2	Mode	100.0
Standard Deviation	40.5	Interquartile Range	9.6	Range	771.4

5.3 Derived variables restricted to randomized participants (RAND_DERV_NIDDKV2) (This dataset includes baseline (V1) through visit 16 (V16) variables)

5.3.1 General Variables

FACT (Enrolled in the FAVORIT ancillary cognitive trial (FACT))

Y=Yes
N=No

RS_400 (Member of the random sample of 400 ID's)

Y=Yes
N=No

C_C_UNIV01 (Case-Cohort elibible)

To be eligible for the case cohort you must not have any of the following variables missing:
baseline creatinine,
baseline cholesterol,
baseline triglycerides
Censoring or failure time for total mortality
Censoring or failure time for adjudicated CVD outcomes (excludes procedures)

Must also have had urine available to measure microalbumin/creatinine
Must also have had plasma available for the Pfeffer biomarker analysis

RAND01 (Randomized)

RAND01 has values "Y" if participant is randomized into the study.

RANDATE01 (Derived date, V1)

For version A of the REL, the date of randomization is equal to RELA24a, else RELA22. For all other version of the REL, the randomization date is equal to RELB22a, else RELB20.

TARGDT0201-1601 (Target date for follow-up visits, V1)

Target Dates of all follow-up visits based on date of randomization. Follow-up visits were to occur every six months after randomization.

FU_YEAR01 (Follow-up time (years))

Total amount of follow-up in years that a participant completed.

WITHD01 (Withdrawal status)

1= if participant withdrew
0= if participant did not withdrawal for the study

WITHDDT01 (Date of withdrawal)

Date the participant withdrew from the study.

DEADUONFF02 (Unconfirmed death includes non-missing DSAB1)

Categorical variable with two groups, including non-missing date of death (DSA1). If OUTA2='Y' or HOS9='D' or FUP2='F' or DSAB1 is not missing or INF18='Y', then DEADUONFF02 = 1.

0= if No death
1= if Death

DOD01 (Official date of death)

Date of death defined as
If DADB1B is not missing then DOD01= DADB1B;
else if DAD0C

Two deaths were not adjudicated, for these information was obtained from:
http://www.familysearch.org/eng/Search/frameset_search.asp*/

5.3.2 Age-Related Variable

AGE0101 (Age, V1)

Continuous variable that uses SPC1 (date of birth) and RANDATE01 (date of randomization), rounded down to the nearest year.

5.3.3 Race/Ethnicity-Related Variables

RACE0105 (Race)

Categorical variable with the following three groups:

White= RELA items 2a and 2b and 2c and 2d are all ‘N’ and 2e=’Y’ or RELB items 2a and 2b and 2c and 2d are all ‘N’ and 2e=’Y’ or SPCB items 4a and 4b and 4c and 4d are all ‘N’ and 4e=’Y’ or RASA items 1a and 1b and 1c and 1d are all ‘N’ and RASA1E=’Y’.

Black= RELA items 2a and 2b and 2d and 2e are all ‘N’ and 2c=’Y’ or RELB items 2a and 2b and 2d and 2e are all ‘N’ and 2c=’Y’ or SPCB items 4a and 4b and 4d and 4e are all ‘N’ and 4c=’Y’ or RASA items 1a and 1b and 1d and 1e are all ‘N’ and RASA1C=’Y’.

Mixed= either RELA (2a or 2b or 2d = ‘Y’) or (2c=’Y’ and 2e=’Y’) or RELB (2a or 2b or 2d = ‘Y’) or (2c=’Y’ and 2e=’Y’) or SPCB (4a or 4b or 4d = ‘Y’) or (4c=’Y’ and 4e=’Y’) or RASA (2a or 2b or 2d = ‘Y’) or (2c=’Y’ and 2e=’Y’).

RACE0106 (Race)

Categorical variable with the following six groups:

White = RELA items 2a and 2b and 2c and 2d are all ‘N’ and 2e=’Y’ or RELB items 2a and 2b and 2c and 2d are all ‘N’ and 2e=’Y’ or SPCB items 4a and 4b and 4c and 4d are all ‘N’ and 4e=’Y’ **or** RASA items 2a and 2b and 2c and 2d are all ‘N’ and 2e=’Y’

Black = RELA items 2a and 2b and 2d and 2e are all ‘N’ and 2c=’Y’ or RELB items 2a and 2b and 2d and 2e are all ‘N’ and 2c=’Y’ or SPCB items 4a and 4b and 4d and 4e are all ‘N’ and 4c=’Y’ or RASA items 2a and 2b and 2d and 2e are all ‘N’ and 2c=’Y’

Am Indian or Alaska Native = RELA items 2b and 2c and 2d and 2e are all ‘N’ and 2a=’Y’ or REL items 2b and 2c and 2d and 2e are all ‘N’ and 2a=’Y’ or SPCB items 4b and 4c and 4d and 4e are all ‘N’ and 4a=’Y’ or RASA items 2b and 2c and 2d and 2e are all ‘N’ and 2a=’Y’

Asian = RELA items 2a and 2c and 2d and 2e are all ‘N’ and 2b=’Y’ or RELB items 2a and 2c and 2d and 2e are all ‘N’ and 2b=’Y’ or SPCB items 4a and 4c and 4d and 4e are all ‘N’ and 4b=’Y’ or RASA items 2a and 2c and 2d and 2e are all ‘N’ and 2b=’Y’

Native Hawaiian or Pacific Islander = RELA items 2a and 2b and 2c and 2e are all ‘N’ and 2d=’Y’ or RELB items 2a and 2b and 2c and 2e are all ‘N’ and 2d=’Y’ or SPCB items 4a and 4b and 4c and 4e are all ‘N’ and 4d=’Y’ or RASA items 2a and 2b and 2c and 2e are all ‘N’ and 2d=’Y’

Mixed = if there is more than one ‘Y’ response among the RELA items 2a, 2b, 2c, 2d, and 2e or RELB items 2a, 2b, 2c, 2d, and 2e or SPCB items 4a, 4b, 4c, 4d, and 4e. or RASA items 2a, 2b, 2c, 2d, and 2e

RACE0107 (Race-White & Non-White)

Categorical variable with the following two groups:

White = RACE0105 ='White'
Non-White = RACE0105='Black' or 'Mixed'

ETHNIC0101 (Ethnicity)

Categorical variable with the following two groups:

H (Hispanic or Latino)= REL3=H or SPC5=H or RASA2=H
N (Neither Hispanic nor Latino) = REL3=N or SPC5=N or RASA2=N

5.3.4 Anthropometry-Related Variables

HT0102, 0302, 0702 (Height (cm) V1, V3, V7)

RPCA2 (height in inches) x 2.54

WT0102, 0302, 0702 (Weight (kg) V1, V3, V7)

RPCA3 (weight in pounds) x 0.454

BMI0102 (Body Mass Index (kg/(height in meters squared), V1)

$WT0102/((HT0102/100)^2)$

BMI0103 (Body Mass Index (kg/(m squared) (using Follow-up height if V1 height is missing, V1)

$WT0102/((\text{height in inches})/100)^2)$

BMI0104 (Body Mass Index) kg/(m squared)

Categorical variable with the following groups:

1 = BMI0103 less than 18.5
2 = BMI0103 is between 18.5-24.9
3 = BMI0103 is between 25.0-29.9
4 = BMI0103 is greater than or equal to 30.0

BSA0103, BSA0303, BSA0703 (Body Surface Area, cm squared, V1, V3,V7)

BASELINE = $(WT0102^{0.425}) \times (HT0102^{0.725}) \times 71.84$
YEAR ONE = $(WT0302^{0.425}) \times (HT0302^{0.725}) \times 71.84$
YEAR TWO = $(WT0702^{0.425}) \times (HT0702^{0.725}) \times 71.84$

BSA0104, BSA0304, BSA0704 (Body Surface Area, m squared, V1, V3, V7)

BASELINE = BSA0103/10,000
YEAR ONE= BSA0303/10,000
YEAR TWO = BSA0703/10,000

5.3.5 Blood Pressure-Related Variables

AVESYS0102-1602 (Average Baseline Systolic BP, V1-V16) , please note AVESYS0302 was updated to version 2 due to removing outliers for one ID.

Continuous variable that is the average of RPCA1a (1st systolic measurement) and RPCA20a (2nd systolic measurement). Note that if one of these two values is missing then the non-missing item becomes the value of AVESYS. If both items are present, the value is the arithmetic mean.

AVEDIA0102-1602 (Average Baseline Diastolic BP, V1-V16), please note AVEDIA0102, AVEDIA0302 and AVEDIA0502 were updated to version 2, due to removing outliers for 3 ID's.

Continuous variable that is the average of RPCA1b (1st diastolic measurement) and RPCA20b (2nd diastolic measurement). Note that if one of these two values is missing but the other is present, then the non-missing item becomes the value of AVEDIA. If both items are present, the value is the arithmetic mean.

BP0101 (Blood Pressure Lowering Drugs)

1=Yes, taking a blood pressure lowering drug at baseline (MSR14-20 = "B" (yes, based on bottle label) or "P" (yes, based on patient list) or "V" (yes, based on verbal report))
0=No, not taking a blood pressure lowering drug at baseline

MSR14= Angiotensin Converting Enzyme (ACE) Inhibitors
MSR15= Angiotensin Receptor Blockers (ARBs)
MSR16= Beta Blockers
MSR17= Dihydropyridine Calcium Channel Blockers
MSR18= Non-Dihydropyridine Calcium Channel Blockers
MSR19= Loop Diuretics
MSR20= Other Diuretics

5.3.6 Medical History

CVD0101 (Prevalent CVD, V1)

Categorical variable with the following two groups:

1 = any of the following have values of 'M' or 'P':
RPC7a (History of MI), RPC7b (History of coronary artery revascularization), RPC7c (History of stroke), RPC7d (History of carotid arterial revascularization), RPC7e (History of ABD/thoracic aortic aneurysm repair), RPC7g (History of LWR extremity arterial revascularization), RPC7h (Lwr extremity amputation above ankle hx)

0 = all of the following have values of 'N':
RPC7a, RPC7b, RPC7c, RPC7d, RPC7e, RPC7g, RPC7h

missing = any of the following are missing:
RPC7a, RPC7b, RPC7c, RPC7d, RPC7e, RPC7g, RPC7h

DIAB0104 (Prevalent Diabetes, V4 – History of diabetes or taking diabetic medication at baseline)

Y = RPC8 (ever diagnosed with diabetes) has the values of ‘M' or 'P' or if the participant was taking anti diabetic medication at baseline
N = RPC8 has the value of ‘N’ or if the participant was not taking any anti-diabetic medication at baseline

DSURVEIL01 (date participant begins surveillance)

Once a participant has developed dialysis-dependent end stage renal disease and has had a FAVORIT primary event they will only be followed for surveillance

GFTDONOR0102 (Graft donor type Living vs Cadaver)

Categorical variable with the following two groups:

Living = RELA7b =L or RELB7b =L or SPC6 =L or RASA3 =L or RELB7b =U or SPC6 =U or RASA3 U
Cadaver donor = RELA7b =C or RELB7b =C or SPB6 =C or RASA3=C

Note: In version A of the REL form, Living Donor was NOT divided into living related or living unrelated.

GVINTAGEYR0101 (Graft vintage at randomization)

At randomization the number of year the participant had their kidney graft

HTN0101 (Hypertensive based on mean of first and second blood pressures and Meds).

1= avedia101 >=90.0 or avesys101 >= 140.0 or if any of the the medications (MSR14-20) = B or P or V
0= if non-missing avedia101 < 90.0 and non-missing avesys101 < 140.0 and not taking a med (MSR14-20=N)

HTN0102 (Hypertensive based on first measured blood pressure and Meds).

1= RPC1B >=90.0 or RPC1A >= 140.0 or if any of the the medications (MSR14-20) = B or P or V
0= if non-missing RPC1B < 90.0 and non-missing RPC1A < 140.0 and not taking a med (MSR14-20=N)

KGRFD0101 (Date of Kidney Graft)

SPCC7 or SCPA1

PANC0101 (Pancreas Transplant)

Categorical variable with the following two groups:

Y = (SPCC8='Y' & SCPA2='Y') OR (SPCC8='Y' & SCPA2) OR (SPCC8=' ' & SCPA2='Y')
N = (SPCC8='N' & SCPA2='N') OR (SPCC8='N' & SCPA2=' ') OR (SPCC8=' ' & SCPA2='N')

PANCD0101 (Date of Pancreas Transplant)

SPCC9 or SCPA3;

MI_CHD0101 (Previous MI/CHD at baseline) (based on RPC7A and RPC7B

Categorical variable defining whether a participant had a heart attack or coronary disease at baseline based on RPC7A and RPC7B.

Y = Yes
N = No

ST_CBVD0101 (Previous stroke/CBVD at baseline)

Categorical variable defining whether a participant had a stroke or cerebrovascular disease at baseline based on RPC7C and RPC7D.

Y = Yes
N = No

AB0101 (Previous AAA repair/LEAD at baseline)

Categorical variable defining whether a participant had an abdominal aortic aneurysm repair or LEAD at baseline based on RPC7E, 7G, 7H.

Y = Yes
N = No

ANYCVD0101 (Previous CVD at baseline)

Categorical variable defining whether a participant had previous CVD at baseline based on any of MI_CHD0101, ST_CBVD0101, AB0101.

Y = Yes
N = No

RE0101 (Previous renal arterial revascularization at baseline)

Categorical variable defining whether a participant had previous renal arterial revascularization at baseline based on RPC7F.

Y = Yes
N = No

AB_RE0101 (Previous AAA repair/LEAD/renal arterial revasc at baseline)

Categorical variable defining whether a participant had previous AAA repair/LEAD/renal arterial revasc at baseline based on AB0101 or RE0101.

Y = Yes
N = No

5.3.7 Smoking Related Variables (Collected only at all clinic visits)

PKYRC0101-0115 (Cigarette pack-years, V1-V15 (continuous))

Continuous variable calculated by:
Restricted to Current Smoker (RPC5A=B),

pack years = (RPC5C (cigs per day) x RPC5B (years smoked))/20

PKYRC0101_4- PKYRC0115_4 (Cigarette pack-years, V1-V15)

A categorical variable with the following four groups:

For current smokers, pack years:
1 = PKYRC01XX is between 0 - 25
2 = PKYRC01XX is between 26 - 50
3 = PKYRC01XX is between 51 - 75
4 = PKYRC01XX < 7

PKYRE0101-0115 (Cigarette pack-years, V1-V15 (continuous))

Continuous variable calculated by:

Restricted to Ever Smokers (RPC5A=C),
pack years =(RPC6C (cigs per day) x RPC6D (years smoked))/20

PKYRE0101_4-PKYRE0115_4 (Cigarette pack-years, V1-15)

Categorical variable with the following four groups:

For ever smokers, pack years
1 = PKYRE01XX is between 0 - 25
2 = PKYRE01XX is between 26 - 50
3 = PKYRE01XX is between 51 - 75
4 = PKYRE01XX < 75

NOTE: Groups in the categorical variables are based on "Research Confirms Kidney Transplant Candidates Should Quit Smoking – Renal Transplant News, Saint Barnabas Health Care System, Number 9, 2000"

5.2.8 Physical Activity Related Variables

Physical activity is measured by a modified version of a standard questionnaire (Yale Physical Activity Survey Scale).

VIGOR0102-1602 (Vigorous Activity,V1-V16)

This is calculated by multiplying RPCA13 (frequency score) x RPCA14 (duration score) x 5. VIGOR has a possible range of 0 – 60. If either RPCA13 or RPCA14 are missing, then VIGOR is missing.

WALK0102-1602 (Walking Activity, V1-V16)

This is calculated by multiplying RPCA15 (frequency score) x RPCA16 (duration score) x 4. WALK has a possible range of 0 – 48. If either RPCA15 or RPCA16 are missing, then WALK is missing.

MOVE0102-1602 (Moving Activity, V1-V16)

This is calculated by multiplying RPCA17 (frequency score) x 3. Move has a possible range of 0 – 15. If RPCA17 is missing, then MOVE is missing

SIT0102-1602 (Sitting Activity, V1-V16)

This is calculated by multiplying RPCA18 (frequency score) x 1. SIT has a possible range of 0 – 4. If RPCA18 is missing, then SIT is missing.

STAND0101-1601 (Standing Activity, V1-V16)

This is calculated by multiplying RPCB18 (frequency score) x 2. STAND has a possible range of 0 – 10. If RPCB18 is missing, then STAND is missing.

PASUM0102-1602 (Physical Activity Summary Score, V1-V16)

VIGOR01XX + WALK01XX + MOVE01XX + SIT01XX + STAND01XX

5.3.9 Specimen Related Variables

FAST0101-FAST1501 (8-hour fasting status at blood draw, V1-V15)

Categorical variable with the following two groups:

0 = the time between the last ingestion of anything other than water or medication PHC items 3A (date), 3B (time in hh:mm), and 3C (A=AM, P=PM)and the date & time of blood draw (PHC items 2a (date), 2b (time in hh:mm), and 2c (A or P) is non-missing and less than 8 hours.
1 = this time is 8 hours or more (that is, fasting 8 hours or more).

Missing values are treated as missing.

DR_CNT_C0101 - DR_CNT_C1501 (Time (minutes) between blood draw and centrifuge, V1-V15)

Continuous variable calculated by subtracting time of blood draw (phc2a) and time of centrifuge (php1a).

DR_CNT0101- DR_CNT1501 (Time (hours) between blood draw and centrifuge, V1-V15)

Categorical variable with the following four groups:

1 = DR_CNT_C01XX is between 0 and 20 minutes.
2 = DR_CNT_C01XX is between 21 and 30 minutes.
3 = DR_CNT_C01XX is between 31 and 90 minutes.
4 = DR_CNT_C01XX is > 90 minutes.

Missing values are treated as missing.

DR_CNT0102_2 - **DR_CNT1502_2** (Time (hours) between when screening blood draw and when the specimens are placed in the centrifuge, V1–V15)

Categorical variable with the following two groups:
1 = DR_CNT_C01XX is between 0 and ≤ 3 hours.
2 = DR_CNT_C01XX is > 3 hours.

Missing values are treated as missing.

DR_CNT0102_3 - DR_CNT1502_3 (Time (minutes) between when screening blood draw and when the specimens are placed in the centrifuge, V1-V15)

Categorical variable with the following three groups:

1 = DR_CNT_C01XX is between 0 and 20 minutes.
2 = DR_CNT_C01XX is between 21 and 180 minutes.
3 = DR_CNT_C01XX is > 180 minutes.

Missing values are treated as missing.

DR_CNT0103_2 - DR_CNT1503_2 (Time (hours) between when screening blood draw and when the specimens are placed in the centrifuge, V1-V15)

Categorical variable with the following two groups:

1 = DR_CNT_C01XX is between 0 and 3 hours.
2 = DR_CNT_C01XX is > 3 hours but less than or equal to 24 hours.

FRZTIME_C0101-1501 (Time between blood draw and when the specimens are stored in the freezer, V1-V15)

Continuous variable calculated by subtracting date (PHP3) and time (PHP2A (hh:mm), and 2B (AM or PM)) specimens are placed in freezer from date (PHCA1) and time (PHCA2A (hh:mm), and 2B (AM or PM)) of blood draw.

FRZTIME0101-1501 (Time (hours) between blood draw and when the specimens are stored in the freezer, V1-V15)

Categorical variable with the following two groups:

1 = FRZTIME_C01XX is between 0-4 hours.
2 = FRZTIME_C01XX is > 4 hours.

Missing values are treated as missing.

FRZTIME0102-1502 (Time (hours) between blood draw and when the specimens are stored in the freezer, V1-V15)

Categorical variable with the following two groups:

1 = FRZTIME_C01XX is between 0 - 4 hours
2 = FRZTIME_C01XX is >4 hours but ≤ 24 hours.

Note: Missing values are defined as all values where FRZTIME_C0101 is missing, all values where FRZTIME_C0101 is less than zero and all values where FRZTIME_C0001 is greater than 24 hours.

CN_FRZ_C0101-1501 (Time (minutes) between when screening blood draw and when the specimens are placed in the centrifuge, V1-V15)

Continuous variable calculated by subtracting the time of blood placed in freezer (PHP2A & B) from the time of centrifuge (PHP1A & B).

CN_FRZ0101-1501 (Time (hours) between when screening blood draw and when the specimens are placed in the centrifuge, V1-V15)

Categorical variable with the following two groups:

1 = CN_FRZ_C01XX is between 0 - 4 hours
2 = CN_FRZ_C01XX is > 4.

Missing values are treated as missing.

CCR0104, CCR0304, CCR0704 (CCR Standardized V1-V7, mg/dL), CCR0103 and CCR0703 were updated to account for updating BSA at visit 03 and 07

Continuous variable of calculated creatinine clearance rate (CCR) standardized.

$$\frac{\text{CRC101} * 1.73}{\text{Body surface area}}$$

LDLCAL0102 (Calculated LDL, mg/dL)

Continuous variable calculated using the following Friedewald formula:

CHOLESTEROL - (TRIGLYCERIDES/5 + HDL)

LDLCAL0103 (Calculated LDL, mmol/L)

Continuous variable calculated using the following Friedewald formula:

CHOLESTEROL - (TRIGLYCERIDES/5 + HDL)

LDL_D0103 (Derived from Direct LDL and Calculated LDL file mg/dL, version 3)

Continuous variable derived from Direct LDL if Trig mg/dl > 400 and Calculated LDL if Trig mg/dl <=400

LDL_D0104 (Derived from Direct LDL and Calculated LDL file mmol/L, version 4)

Continuous Variable derived from Direct LDL (mmol/L) if Trig mg/dl > 400 and Calculated LDL (mmol/L) if Trig mg/dl <=400

VLDLCAL101 (Calculated VLDL, mg/dL)

Continuous variable calculated using the following Friedewald formula:

TRIGLYCERIDES/5

GFR0105 (eGFR using MDRD after calibration, ml/min/1.73m^2)

Updated due to race getting updated and missing race = other.

GFR0107 (CKD-EPI for estimating GFR, ml/min/1.73m^2)

Continuous variable calculating the Glomerular Filtration Rate.

eGFR = 141 * min(Scr/k, 1)^a * max(Scr/k, 1)$^{-1.209}$ * 0.993^{Age} * 1.018 [if female] * 1.159 [if black]

Scr = Creatinine value, k is 0.7 for females and 0.9 for males, a is -0.329 for females and -0.411 for males, min indicates the minimum of Scr/k, and max indicates the maximum of Scr/k or 1.

CKDST0106 (stage of CKD-EPI for estimating GFR, ml/min/1.73m^2)

1 = GRF0107 ≥ 90 then CKDST0103
2 = GFR0107 ≥ 60 but <90 then CKDST0103
3 = GFR0107 ≥ 30 but <60 then CKDST0103
4 = GFR0107 ≥ 15 but <30 then CKDST0103
5 = GFR0107 < 15 then CKDST0103

CKDST0107 (stage of CKD-EPI for estimating GFR, ml/min/1.73m^2)

1 = GRF0107 ≥ 90 then CKDST0104
2 = GFR0107 ≥ 60 but <90 then CKDST0104
3 = GFR0107 ≥ 45 but <60 then CKDST0104
4 = GFR0107 ≥ 30 but <45 then CKDST0104
5 = GFR0107 ≥ 15 but <30 then CKDST0104
6 = GFR0107 < 15 then CKDST0104

CKDST0108 (stage of CKD-EPI for estimating GFR, ml/min/1.73m^2)

1 = GRF0107 ≥ 90 then CKDST0105
2 = GFR0107 ≥ 60 but <90 then CKDST0105
3 = GFR0107 ≥ 45 but <60 then CKDST0105
4 = GFR0107 ≥ 30 but <45 then CKDST0105
5 = GFR0107 < 30 then CKDST0105

LL0102 (Lipid lowering drugs)

Categorical variable defining whether a participant was on lipid lowering drugs at baseline using MSRB14 and MSRB15 if values are 0 or 1.
1 = Yes
0 = No

ALB0101 (Urine albumin, mg/dL)

If albumin results were below detection limit (BDL) then they were recoded to 0.09.

ACR0101 (Urine albumin-to- creatinine ratio (mg/g)

(ALB0101/UNR01)*1000, where UNR02 = urine creatinine (mg/dL). If ACR0101 was equal to 0, it was recoded to 1.1

ACRLN0101 (LN transformation of albumin-to-creatinine ratio)

LN(ACR0101). If the LN transformation was < 0 then ACR0101 was recoded to 1.1.

ACRCAT0101 (Categorized urine albumin creatinine ratio (mg/g))

<10= acr0101 is less than 10
10-29 = acr0101 is between 10 and 29.5
30-299 = acr0101is between 29.5 and 299.5
≥ 300 = acr0101 is greater than 299.5

ACRLOG20101 (Log Base 2 transformation of albumin-to-creatinine ratio)

LOG base 2 (ACR0101).

Data Set Name	RAND_DERV	Observations	4110
Created	September 19, 2013	Variables	413
Last Modified	September 19, 2013		

#	Variable	Type	Length	Format	Label	Coding if Categorical	Version Change
373	AB0101	Char	1		PREVIOUS AAA REPAIR/LEAD AT BASELINE (RPC7E, 7G, 7H)	Y=Yes N=No	
376	AB_RE0101	Num	8		PREVIOUS AAA REPAIR/LEAD/RENAL ARTERIAL REVASC AT BASELINE (AB0101 OR RE0101)	0= No 1= Yes	
390	ACR0101	Num	8		Albumin-to-creatinine ratio (mcg/mg)		
392	ACRCAT0101	Char	10	$10.	Categorized urine albumin creatinine ratio (mcg/mg)		
391	ACRLN0101	Num	8		LN of albumin-to-creatinine ratio		
398	ACRLOG20101	Num	8		Log base 2 of ACR0101		
5	AGE0101	Num	8		AGE, V1		
399	AGE0102	Num	8		Age when baseline labs were drawn		
389	ALB0101	Num	8		Urine Microalbumin with BNL recoded to 0.09 (mg/dL)		
374	ANYCVD0101	Char	1		PREVIOUS CVD AT BASELINE (ANY OF MI_CHD0101, ST_CBVD0101, AB0101)	Y=Yes N=No	
127	AVEDIA0102	Num	8		AVERAGE DIASTOLIC BP UPDATED, V1		
128	AVEDIA0202	Num	8		AVERAGE DIASTOLIC BP, V2		
129	AVEDIA0302	Num	8		AVERAGE DIASTOLIC BP UPDATED, V3		
130	AVEDIA0402	Num	8		AVERAGE DIASTOLIC BP, V4		
131	AVEDIA0502	Num	8		AVERAGE DIASTOLIC BP UPDATED, V5		
132	AVEDIA0602	Num	8		AVERAGE DIASTOLIC BP, V6		
133	AVEDIA0702	Num	8		AVERAGE DIASTOLIC BP, V7		
134	AVEDIA0802	Num	8		AVERAGE DIASTOLIC BP, V8		
135	AVEDIA0902	Num	8		AVERAGE DIASTOLIC BP, V9		

#	Variable	Type	Length	Format	Label	Coding if Categorical	Version Change
136	AVEDIA1002	Num	8		AVERAGE DIASTOLIC BP, V10		
137	AVEDIA1102	Num	8		AVERAGE DIASTOLIC BP, V11		
138	AVEDIA1202	Num	8		AVERAGE DIASTOLIC BP, V12		
139	AVEDIA1302	Num	8		AVERAGE DIASTOLIC BP, V13		
140	AVEDIA1402	Num	8		AVERAGE DIASTOLIC BP, V14		
141	AVEDIA1502	Num	8		AVERAGE DIASTOLIC BP, V15		
142	AVEDIA1602	Num	8		AVERAGE DIASTOLIC BP, V16		
111	AVESYS0102	Num	8		AVERAGE SYSTOLIC BP, V1		
112	AVESYS0202	Num	8		AVERAGE SYSTOLIC BP, V2		
113	AVESYS0302	Num	8		AVERAGE SYSTOLIC BP UPDATED, V3		
114	AVESYS0402	Num	8		AVERAGE SYSTOLIC BP, V4		
115	AVESYS0502	Num	8		AVERAGE SYSTOLIC BP, V5		
116	AVESYS0602	Num	8		AVERAGE SYSTOLIC BP, V6		
117	AVESYS0702	Num	8		AVERAGE SYSTOLIC BP, V7		
118	AVESYS0802	Num	8		AVERAGE SYSTOLIC BP, V8		
119	AVESYS0902	Num	8		AVERAGE SYSTOLIC BP, V9		
120	AVESYS1002	Num	8		AVERAGE SYSTOLIC BP, V10		
121	AVESYS1102	Num	8		AVERAGE SYSTOLIC BP, V11		
122	AVESYS1202	Num	8		AVERAGE SYSTOLIC BP, V12		
123	AVESYS1302	Num	8		AVERAGE SYSTOLIC BP, V13		
124	AVESYS1402	Num	8		AVERAGE SYSTOLIC BP, V14		
125	AVESYS1502	Num	8		AVERAGE SYSTOLIC BP, V15		
126	AVESYS1602	Num	8		AVERAGE SYSTOLIC BP, V16		
1	BLINDID	Char	4	$4.	Blind ID		
349	BMI0102	Num	8		BODY MASS INDEX, USING DERIVED HT AND WT (KG/(M SQUARED)), V1		

#	Variable	Type	Length	Format	Label	Coding if Categorical	Version Change
350	BMI0103	Num	8		BODY MASS INDEX, (KG/(M SQUARED)), V1 (USING FU HEIGHT IF BASELINE HEIGHT IS MISSING)		
351	BMI0104	Num	8		BMI104 1=LESS THAN 18.5, 2=18.5-24.9, 3=25-29.9, 4=30 OR GREATER USING BMI103		
393	BP0101	Num	8		BLOOD PRESSURE LOWERING DRUGS		
358	BSA0103	Num	8		BODY SURFACE AREA (CM SQUARED), V1)		
359	BSA0104	Num	8		BODY SURFACE AREA (M SQUARED), V1)		
362	BSA0303	Num	8		BODY SURFACE AREA (CM SQUARED) UPDATED, V3)		
363	BSA0304	Num	8		BODY SURFACE AREA (M SQUARED) UPDATED, V3)		
366	BSA0703	Num	8		BODY SURFACE AREA (CM SQUARED) UPDATED, V7)		
367	BSA0704	Num	8		BODY SURFACE AREA (M SQUARED) UPDATED, V7		
409	CCR0104	Num	8		CCR STANDARDIZED, V1		
410	CCR0304	Num	8		CCR STANDARDIZED UPDATED, V3		
411	CCR0704	Num	8		CCR STANDARDIZED UPDATED, V7		
385	CKDST0103	Char	1		Stage of CKD-EPI for estimating GFR ml/min/1.73 (m squared), <=90, <90-60, < 60-30, < 30-15, < 15	1=>=90 2=60-90 3=30-60 4=15-30 5=less than 15	
396	CKDST0104	Num	8		Stage of CKD-EPI for estimating GFR ml/min/1.73 (m squared), <=90, <90-60, < 60-45, < 45-30, < 30-15, < 15		
397	CKDST0105	Num	8		Stage of CKD-EPI for estimating GFR ml/min/1.73 (m squared), <=90, <90-60, < 60-45, < 45-30, < 30		
401	CKDST0106	Char	1		Stage of CKD-EPI for estimating GFR ml/min/1.73 (m squared), <=90, <90-60, < 60-30, < 30-15, < 15		

#	Variable	Type	Length	Format	Label	Coding if Categorical	Version Change
402	CKDST0107	Char	1		Stage of CKD-EPI for estimating GFR ml/min/1.73 (m squared), <=90, <90-60, < 60-45, < 45-30, < 30-15, < 15		
403	CKDST0108	Char	1		Stage of CKD-EPI for estimating GFR ml/min/1.73 (m squared), <=90, <90-60, < 60-45, < 45-30, < 30		
51	CN_FRZ0101	Num	8		TIME BETWEEN BLOOD CENTRIFUGE AND FREEZER, V1	1= 0-4 hours 2 = >4 hours	
52	CN_FRZ0201	Num	8		TIME BETWEEN BLOOD CENTRIFUGE AND FREEZER, V2	1= 0-4 hours 2 = >4 hours	
53	CN_FRZ0301	Num	8		TIME BETWEEN BLOOD CENTRIFUGE AND FREEZER, V3	1= 0-4 hours 2 = >4 hours	
54	CN_FRZ0401	Num	8		TIME BETWEEN BLOOD CENTRIFUGE AND FREEZER, V4	1= 0-4 hours 2 = >4 hours	
55	CN_FRZ0501	Num	8		TIME BETWEEN BLOOD CENTRIFUGE AND FREEZER, V5	1= 0-4 hours 2 = >4 hours	
56	CN_FRZ0601	Num	8		TIME BETWEEN BLOOD CENTRIFUGE AND FREEZER, V6	1= 0-4 hours 2 = >4 hours	
57	CN_FRZ0701	Num	8		TIME BETWEEN BLOOD CENTRIFUGE AND FREEZER, V7	1= 0-4 hours 2 = >4 hours	
58	CN_FRZ0801	Num	8		TIME BETWEEN BLOOD CENTRIFUGE AND FREEZER, V8	1= 0-4 hours 2 = >4 hours	
59	CN_FRZ0901	Num	8		TIME BETWEEN BLOOD CENTRIFUGE AND FREEZER, V9	1= 0-4 hours 2 = >4 hours	
60	CN_FRZ1001	Num	8		TIME BETWEEN BLOOD CENTRIFUGE AND FREEZER, V10	1= 0-4 hours 2 = >4 hours	
61	CN_FRZ1101	Num	8		TIME BETWEEN BLOOD CENTRIFUGE AND FREEZER, V11	1= 0-4 hours 2 = >4 hours	
62	CN_FRZ1201	Num	8		TIME BETWEEN BLOOD CENTRIFUGE AND FREEZER, V12	1= 0-4 hours 2 = >4 hours	
63	CN_FRZ1301	Num	8		TIME BETWEEN BLOOD CENTRIFUGE AND FREEZER, V13	1= 0-4 hours 2 = >4 hours	
64	CN_FRZ1401	Num	8		TIME BETWEEN BLOOD CENTRIFUGE AND FREEZER, V14	1= 0-4 hours 2 = >4 hours	

#	Variable	Type	Length	Format	Label	Coding if Categorical	Version Change
65	CN_FRZ1501	Num	8		TIME BETWEEN BLOOD CENTRIFUGE AND FREEZER, V15	1= 0-4 hours 2 = >4 hours	
96	CN_FRZ_C0101	Num	8	TIME5.	TIME BETWEEN BLOOD CENTRIFUGE AND FREEZER, V1 (HOURS:MINUTES)		
97	CN_FRZ_C0201	Num	8	TIME5.	TIME BETWEEN BLOOD CENTRIFUGE AND FREEZER, V2 (HOURS:MINUTES)		
98	CN_FRZ_C0301	Num	8	TIME5.	TIME BETWEEN BLOOD CENTRIFUGE AND FREEZER, V3 (HOURS:MINUTES)		
99	CN_FRZ_C0401	Num	8	TIME5.	TIME BETWEEN BLOOD CENTRIFUGE AND FREEZER, V4 (HOURS:MINUTES)		
100	CN_FRZ_C0501	Num	8	TIME5.	TIME BETWEEN BLOOD CENTRIFUGE AND FREEZER, V5 (HOURS:MINUTES)		
101	CN_FRZ_C0601	Num	8	TIME5.	TIME BETWEEN BLOOD CENTRIFUGE AND FREEZER, V6 (HOURS:MINUTES)		
102	CN_FRZ_C0701	Num	8	TIME5.	TIME BETWEEN BLOOD CENTRIFUGE AND FREEZER, V7 (HOURS:MINUTES)		
103	CN_FRZ_C0801	Num	8	TIME5.	TIME BETWEEN BLOOD CENTRIFUGE AND FREEZER, V8 (HOURS:MINUTES)		
104	CN_FRZ_C0901	Num	8	TIME5.	TIME BETWEEN BLOOD CENTRIFUGE AND FREEZER, V9 (HOURS:MINUTES)		
105	CN_FRZ_C1001	Num	8	TIME5.	TIME BETWEEN BLOOD CENTRIFUGE AND FREEZER, V10 (HOURS:MINUTES)		
106	CN_FRZ_C1101	Num	8	TIME5.	TIME BETWEEN BLOOD CENTRIFUGE AND FREEZER, V11 (HOURS:MINUTES)		
107	CN_FRZ_C1201	Num	8	TIME5.	TIME BETWEEN BLOOD CENTRIFUGE AND FREEZER, V12 (HOURS:MINUTES)		
108	CN_FRZ_C1301	Num	8	TIME5.	TIME BETWEEN BLOOD CENTRIFUGE AND FREEZER, V13 (HOURS:MINUTES)		
109	CN_FRZ_C1401	Num	8	TIME5.	TIME BETWEEN BLOOD CENTRIFUGE AND FREEZER, V14 (HOURS:MINUTES)		
110	CN_FRZ_C1501	Num	8	TIME5.	TIME BETWEEN BLOOD CENTRIFUGE AND FREEZER, V15 (HOURS:MINUTES)		

#	Variable	Type	Length	Format	Label	Coding if Categorical	Version Change
352	CVD0101	Num	8		PREVALENT CVD, V1	0=No 1=Yes	
395	C_C_UNIV01	Num	8		Case-cohort eligible universe		
2	DEADUONFF02	Num	8		UNCONFIRMED DEATH INCLUDES NON-MISSING DSAB1 LE 6/24/09	0=No death 1=Death	
378	DIAB0104	Char	1		HISTORY OF DM OR TAKING DM MEDICATION AT BASELINE + DPP-4	Y=Yes N=No	
386	DOD01	Num	8	MMDDYY10.	Official data of death		
6	DR_CNT0101	Num	8		TIME BETWEEN BLOOD DRAW AND CENTRIFUGE, V1	1=0 - 20 minutes 2=21-30 minutes 3=31 - 90 minutes 4= > 90 minutes	
274	DR_CNT0102_2	Num	8		HOURS FROM BLOOD DRAW TO CENTRIFUGE, V1	1= 0- ≤ 3 hours 2= >3 hours	
259	DR_CNT0102_3	Num	8		MINUTES FROM BLOOD DRAW TO CENTRIFUGE, V1	1= 0-20 minutes 2=21-180 minutes = >180 minutes	
289	DR_CNT0103_2	Num	8		HOURS FROM BLOOD DRAW TO CENTRIFUGE, V1	1= 0- ≤ 3 hours 2= >3 hours but less than or equal to 24 hours	
7	DR_CNT0201	Num	8		TIME BETWEEN BLOOD DRAW AND CENTRIFUGE, V2	1=0 - 20 minutes 2=21-30 minutes 3=31 - 90 minutes 4= > 90 minutes	
275	DR_CNT0202_2	Num	8		HOURS FROM BLOOD DRAW TO CENTRIFUGE, V2	1= 0 - 3 hours 2= >3 hours	
260	DR_CNT0202_3	Num	8		MINUTES FROM BLOOD DRAW TO CENTRIFUGE, V2	1= 0-20 minutes 2=21-180 minutes = >180 minutes	
290	DR_CNT0203_2	Num	8		HOURS FROM BLOOD DRAW TO CENTRIFUGE, V2	1= 0- 3 hours 2= >3 hours but less than or equal to 24 hours	

#	Variable	Type	Length	Format	Label	Coding if Categorical	Version Change
8	DR_CNT0301	Num	8		TIME BETWEEN BLOOD DRAW AND CENTRIFUGE, V3	1=0 - 20 minutes 2=21-30 minutes 3=31 - 90 minutes 4= > 90 minutes	
276	DR_CNT0302_2	Num	8		HOURS FROM BLOOD DRAW TO CENTRIFUGE, V3	1= 0 - 3 hours 2= >3 hours	
261	DR_CNT0302_3	Num	8		MINUTES FROM BLOOD DRAW TO CENTRIFUGE, V3	1= 0-20 minutes 2=21-180 minutes = >180 minutes	
291	DR_CNT0303_2	Num	8		HOURS FROM BLOOD DRAW TO CENTRIFUGE, V3	1= 0- 3 hours 2= >3 hours but less than or equal to 24 hours	
9	DR_CNT0401	Num	8		TIME BETWEEN BLOOD DRAW AND CENTRIFUGE, V4	1=0 - 20 minutes 2=21-30 minutes 3=31 - 90 minutes 4= > 90 minutes	
277	DR_CNT0402_2	Num	8		HOURS FROM BLOOD DRAW TO CENTRIFUGE, V4	1= 0 - 3 hours 2= >3 hours	
262	DR_CNT0402_3	Num	8		MINUTES FROM BLOOD DRAW TO CENTRIFUGE, V4	1= 0-20 minutes 2=21-180 minutes = >180 minutes	
292	DR_CNT0403_2	Num	8		HOURS FROM BLOOD DRAW TO CENTRIFUGE, V4	1= 0- 3 hours 2= >3 hours but less than or equal to 24 hours	
10	DR_CNT0501	Num	8		TIME BETWEEN BLOOD DRAW AND CENTRIFUGE, V5	1=0 - 20 minutes 2=21-30 minutes 3=31 - 90 minutes 4= > 90 minutes	
278	DR_CNT0502_2	Num	8		HOURS FROM BLOOD DRAW TO CENTRIFUGE, V5	1= 0 - 3 hours 2= >3 hours	
263	DR_CNT0502_3	Num	8		MINUTES FROM BLOOD DRAW TO CENTRIFUGE, V5	1= 0-20 minutes 2=21-180 minutes = >180 minutes	
293	DR_CNT0503_2	Num	8		HOURS FROM BLOOD DRAW TO CENTRIFUGE, V5	1= 0- 3 hours 2= >3 hours but less than or equal to 24 hours	

#	Variable	Type	Length	Format	Label	Coding if Categorical	Version Change
11	DR_CNT0601	Num	8		TIME BETWEEN BLOOD DRAW AND CENTRIFUGE, V6	1=0 - 20 minutes 2=21-30 minutes 3=31 - 90 minutes 4= > 90 minutes	
279	DR_CNT0602_2	Num	8		HOURS FROM BLOOD DRAW TO CENTRIFUGE, V6	1= 0 - 3 hours 2= >3 hours	
264	DR_CNT0602_3	Num	8		MINUTES FROM BLOOD DRAW TO CENTRIFUGE, V6	1= 0-20 minutes 2=21-180 minutes = >180 minutes	
294	DR_CNT0603_2	Num	8		HOURS FROM BLOOD DRAW TO CENTRIFUGE, V6	1= 0- 3 hours 2= >3 hours but less than or equal to 24 hours	
12	DR_CNT0701	Num	8		TIME BETWEEN BLOOD DRAW AND CENTRIFUGE, V7	1=0 - 20 minutes 2=21-30 minutes 3=31 - 90 minutes 4= > 90 minutes	
280	DR_CNT0702_2	Num	8		HOURS FROM BLOOD DRAW TO CENTRIFUGE, V7	1= 0 - 3 hours 2= >3 hours	
265	DR_CNT0702_3	Num	8		MINUTES FROM BLOOD DRAW TO CENTRIFUGE, V7	1= 0-20 minutes 2=21-180 minutes = >180 minutes	
295	DR_CNT0703_2	Num	8		HOURS FROM BLOOD DRAW TO CENTRIFUGE, V7	1= 0- 3 hours 2= >3 hours but less than or equal to 24 hours	
13	DR_CNT0801	Num	8		TIME BETWEEN BLOOD DRAW AND CENTRIFUGE, V8	1=0 - 20 minutes 2=21-30 minutes 3=31 - 90 minutes 4= > 90 minutes	
281	DR_CNT0802_2	Num	8		HOURS FROM BLOOD DRAW TO CENTRIFUGE, V8	1= 0 - 3 hours 2= >3 hours	
266	DR_CNT0802_3	Num	8		MINUTES FROM BLOOD DRAW TO CENTRIFUGE, V8	1= 0-20 minutes 2=21-180 minutes = >180 minutes	
296	DR_CNT0803_2	Num	8		HOURS FROM BLOOD DRAW TO CENTRIFUGE, V8	1= 0- 3 hours 2= >3 hours but less than or equal to 24 hours	

#	Variable	Type	Length	Format	Label	Coding if Categorical	Version Change
14	DR_CNT0901	Num	8		TIME BETWEEN BLOOD DRAW AND CENTRIFUGE, V9	1=0 - 20 minutes 2=21-30 minutes 3=31 - 90 minutes 4= > 90 minutes	
282	DR_CNT0902_2	Num	8		HOURS FROM BLOOD DRAW TO CENTRIFUGE, V9	1= 0 - 3 hours 2= >3 hours	
267	DR_CNT0902_3	Num	8		MINUTES FROM BLOOD DRAW TO CENTRIFUGE, V9	1= 0-20 minutes 2=21-180 minutes = >180 minutes	
297	DR_CNT0903_2	Num	8		HOURS FROM BLOOD DRAW TO CENTRIFUGE, V9	1= 0- 3 hours 2= >3 hours but less than or equal to 24 hours	
15	DR_CNT1001	Num	8		TIME BETWEEN BLOOD DRAW AND CENTRIFUGE, V10	1=0 - 20 minutes 2=21-30 minutes 3=31 - 90 minutes 4= > 90 minutes	
283	DR_CNT1002_2	Num	8		HOURS FROM BLOOD DRAW TO CENTRIFUGE, V10	1= 0 - 3 hours 2= >3 hours	
268	DR_CNT1002_3	Num	8		MINUTES FROM BLOOD DRAW TO CENTRIFUGE, V10	1= 0-20 minutes 2=21-180 minutes = >180 minutes	
298	DR_CNT1003_2	Num	8		HOURS FROM BLOOD DRAW TO CENTRIFUGE, V10	1= 0- 3 hours 2= >3 hours but less than or equal to 24 hours	
16	DR_CNT1101	Num	8		TIME BETWEEN BLOOD DRAW AND CENTRIFUGE, V11	1=0 - 20 minutes 2=21-30 minutes 3=31 - 90 minutes 4= > 90 minutes	
284	DR_CNT1102_2	Num	8		HOURS FROM BLOOD DRAW TO CENTRIFUGE, V11	1= 0 - 3 hours 2= >3 hours	
269	DR_CNT1102_3	Num	8		MINUTES FROM BLOOD DRAW TO CENTRIFUGE, V11	1= 0-20 minutes 2=21-180 minutes = >180 minutes	
299	DR_CNT1103_2	Num	8		HOURS FROM BLOOD DRAW TO CENTRIFUGE, V11	1= 0- 3 hours 2= >3 hours but less than or equal to 24 hours	

#	Variable	Type	Length	Format	Label	Coding if Categorical	Version Change
17	DR_CNT1201	Num	8		TIME BETWEEN BLOOD DRAW AND CENTRIFUGE, V12	1=0 - 20 minutes 2=21-30 minutes 3=31 - 90 minutes 4= > 90 minutes	
285	DR_CNT1202_2	Num	8		HOURS FROM BLOOD DRAW TO CENTRIFUGE, V12	1= 0 - 3 hours 2= >3 hours	
270	DR_CNT1202_3	Num	8		MINUTES FROM BLOOD DRAW TO CENTRIFUGE, V12	1= 0-20 minutes 2=21-180 minutes = >180 minutes	
300	DR_CNT1203_2	Num	8		HOURS FROM BLOOD DRAW TO CENTRIFUGE, V12	1= 0- 3 hours 2= >3 hours but less than or equal to 24 hours	
18	DR_CNT1301	Num	8		TIME BETWEEN BLOOD DRAW AND CENTRIFUGE, V13	1=0 - 20 minutes 2=21-30 minutes 3=31 - 90 minutes 4= > 90 minutes	
286	DR_CNT1302_2	Num	8		HOURS FROM BLOOD DRAW TO CENTRIFUGE, V13	1= 0 - 3 hours 2= >3 hours	
271	DR_CNT1302_3	Num	8		MINUTES FROM BLOOD DRAW TO CENTRIFUGE, V13	1= 0-20 minutes 2=21-180 minutes = >180 minutes	
301	DR_CNT1303_2	Num	8		HOURS FROM BLOOD DRAW TO CENTRIFUGE, V13	1= 0- 3 hours 2= >3 hours but less than or equal to 24 hours	
19	DR_CNT1401	Num	8		TIME BETWEEN BLOOD DRAW AND CENTRIFUGE, V14	1=0 - 20 minutes 2=21-30 minutes 3=31 - 90 minutes 4= > 90 minutes	
287	DR_CNT1402_2	Num	8		HOURS FROM BLOOD DRAW TO CENTRIFUGE, V14	1= 0 - 3 hours 2= >3 hours	
272	DR_CNT1402_3	Num	8		MINUTES FROM BLOOD DRAW TO CENTRIFUGE, V14	1= 0-20 minutes 2=21-180 minutes = >180 minutes	
302	DR_CNT1403_2	Num	8		HOURS FROM BLOOD DRAW TO CENTRIFUGE, V14	1= 0- 3 hours 2= >3 hours but less than or equal to 24 hours	

#	Variable	Type	Length	Format	Label	Coding if Categorical	Version Change
20	DR_CNT1501	Num	8		TIME BETWEEN BLOOD DRAW AND CENTRIFUGE, V15	1=0 - 20 minutes 2=21-30 minutes 3=31 - 90 minutes 4= > 90 minutes	
288	DR_CNT1502_2	Num	8		HOURS FROM BLOOD DRAW TO CENTRIFUGE, V15	1= 0 - 3 hours 2= >3 hours	
273	DR_CNT1502_3	Num	8		MINUTES FROM BLOOD DRAW TO CENTRIFUGE, V15	1= 0-20 minutes 2=21-180 minutes = >180 minutes	
303	DR_CNT1503_2	Num	8		HOURS FROM BLOOD DRAW TO CENTRIFUGE, V15	1= 0- 3 hours 2= >3 hours but less than or equal to 24 hours	
66	DR_CNT_C0101	Num	8	TIME5.	TIME BETWEEN BLOOD DRAW AND CENTRIFUGE, V1 (HOURS:MINUTES)		
67	DR_CNT_C0201	Num	8	TIME5.	TIME BETWEEN BLOOD DRAW AND CENTRIFUGE, V2 (HOURS:MINUTES)		
68	DR_CNT_C0301	Num	8	TIME5.	TIME BETWEEN BLOOD DRAW AND CENTRIFUGE, V3 (HOURS:MINUTES)		
69	DR_CNT_C0401	Num	8	TIME5.	TIME BETWEEN BLOOD DRAW AND CENTRIFUGE, V4 (HOURS:MINUTES)		
70	DR_CNT_C0501	Num	8	TIME5.	TIME BETWEEN BLOOD DRAW AND CENTRIFUGE, V5 (HOURS:MINUTES)		
71	DR_CNT_C0601	Num	8	TIME5.	TIME BETWEEN BLOOD DRAW AND CENTRIFUGE, V6 (HOURS:MINUTES)		
72	DR_CNT_C0701	Num	8	TIME5.	TIME BETWEEN BLOOD DRAW AND CENTRIFUGE, V7 (HOURS:MINUTES)		
73	DR_CNT_C0801	Num	8	TIME5.	TIME BETWEEN BLOOD DRAW AND CENTRIFUGE, V8 (HOURS:MINUTES)		
74	DR_CNT_C0901	Num	8	TIME5.	TIME BETWEEN BLOOD DRAW AND CENTRIFUGE, V9 (HOURS:MINUTES)		
75	DR_CNT_C1001	Num	8	TIME5.	TIME BETWEEN BLOOD DRAW AND CENTRIFUGE, V10 (HOURS:MINUTES)		
76	DR_CNT_C1101	Num	8	TIME5.	TIME BETWEEN BLOOD DRAW AND CENTRIFUGE, V11 (HOURS:MINUTES)		

#	Variable	Type	Length	Format	Label	Coding if Categorical	Version Change
77	DR_CNT_C1201	Num	8	TIME5.	TIME BETWEEN BLOOD DRAW AND CENTRIFUGE, V12 (HOURS:MINUTES)		
78	DR_CNT_C1301	Num	8	TIME5.	TIME BETWEEN BLOOD DRAW AND CENTRIFUGE, V13 (HOURS:MINUTES)		
79	DR_CNT_C1401	Num	8	TIME5.	TIME BETWEEN BLOOD DRAW AND CENTRIFUGE, V14 (HOURS:MINUTES)		
80	DR_CNT_C1501	Num	8	TIME5.	TIME BETWEEN BLOOD DRAW AND CENTRIFUGE, V15 (HOURS:MINUTES)		
370	DSURVEIL01	Num	8	MMDDYY10.	DATE TO BEGIN SURVEILLANCE		
239	ETHNIC0101	Char	1		ETHNICITY	H=Hispanic or Latino N=Neither Hispanic or Latino	
412	FACT	Char	3	$3.	Enrolled in the FACT study	Y=Yes N=No	
244	FAST0101	Num	8		8-HOUR FASTING STATUS AT BLOOD DRAW, V1	0= < 8 hours 1= ≥ 8 hours	
245	FAST0201	Num	8		8-HOUR FASTING STATUS AT BLOOD DRAW, V2	0= < 8 hours 1= ≥ 8 hours	
246	FAST0301	Num	8		8-HOUR FASTING STATUS AT BLOOD DRAW, V3	0= < 8 hours 1= ≥ 8 hours	
247	FAST0401	Num	8		8-HOUR FASTING STATUS AT BLOOD DRAW, V4	0= < 8 hours 1= ≥ 8 hours	
248	FAST0501	Num	8		8-HOUR FASTING STATUS AT BLOOD DRAW, V5	0= < 8 hours 1= ≥ 8 hours	
249	FAST0601	Num	8		8-HOUR FASTING STATUS AT BLOOD DRAW, V6	0= < 8 hours 1= ≥ 8 hours	
250	FAST0701	Num	8		8-HOUR FASTING STATUS AT BLOOD DRAW, V7	0= < 8 hours 1= ≥ 8 hours	
251	FAST0801	Num	8		8-HOUR FASTING STATUS AT BLOOD DRAW, V8	0= < 8 hours 1= ≥ 8 hours	
252	FAST0901	Num	8		8-HOUR FASTING STATUS AT BLOOD DRAW, V9	0= < 8 hours 1= ≥ 8 hours	
253	FAST1001	Num	8		8-HOUR FASTING STATUS AT BLOOD DRAW, V10	0= < 8 hours 1= ≥ 8 hours	

#	Variable	Type	Length	Format	Label	Coding if Categorical	Version Change
254	FAST1101	Num	8		8-HOUR FASTING STATUS AT BLOOD DRAW, V11	0= < 8 hours 1= ≥ 8 hours	
255	FAST1201	Num	8		8-HOUR FASTING STATUS AT BLOOD DRAW, V12	0= < 8 hours 1= ≥ 8 hours	
256	FAST1301	Num	8		8-HOUR FASTING STATUS AT BLOOD DRAW, V13	0= < 8 hours 1= ≥ 8 hours	
257	FAST1401	Num	8		8-HOUR FASTING STATUS AT BLOOD DRAW, V14	0= < 8 hours 1= ≥ 8 hours	
258	FAST1501	Num	8		8-HOUR FASTING STATUS AT BLOOD DRAW, V15	0= < 8 hours 1= ≥ 8 hours	
21	FRZTIME0101	Num	8		TIME BETWEEN BLOOD DRAW AND FREEZER, V1	1= 0- ≤ 4 hours 2= >4 hours	
36	FRZTIME0102	Num	8		HOURS FROM BLOOD DRAW TO FREEZER, V1	1= 0- ≤ 4 hours 2= >4 hours	
22	FRZTIME0201	Num	8		TIME BETWEEN BLOOD DRAW AND FREEZER, V2	1= 0- 4 hours 2= >4 hours	
37	FRZTIME0202	Num	8		HOURS FROM BLOOD DRAW TO FREEZER, V2	1= < 4 hours 2=greater than 4 hours but less than or equal to 24 hours	
23	FRZTIME0301	Num	8		TIME BETWEEN BLOOD DRAW AND FREEZER, V3	1= 0- 4 hours 2= >4 hours	
38	FRZTIME0302	Num	8		HOURS FROM BLOOD DRAW TO FREEZER, V3	1= < 4 hours 2=greater than 4 hours but less than or equal to 24 hours	
24	FRZTIME0401	Num	8		TIME BETWEEN BLOOD DRAW AND FREEZER, V4	1= 0- 4 hours 2= >4 hours	
39	FRZTIME0402	Num	8		HOURS FROM BLOOD DRAW TO FREEZER, V4	1= < 4 hours 2=greater than 4 hours but less than or equal to 24 hours	
25	FRZTIME0501	Num	8		TIME BETWEEN BLOOD DRAW AND FREEZER, V5	1= 0- 4 hours 2= >4 hours	
40	FRZTIME0502	Num	8		HOURS FROM BLOOD DRAW TO FREEZER, V5	1= < 4 hours 2=greater than 4 hours but less than or equal to 24 hours	

#	Variable	Type	Length	Format	Label	Coding if Categorical	Version Change
26	FRZTIME0601	Num	8		TIME BETWEEN BLOOD DRAW AND FREEZER, V6	1= 0- 4 hours 2= >4 hours	
41	FRZTIME0602	Num	8		HOURS FROM BLOOD DRAW TO FREEZER, V6	1= < 4 hours 2=greater than 4 hours but less than or equal to 24 hours	
27	FRZTIME0701	Num	8		TIME BETWEEN BLOOD DRAW AND FREEZER, V7	1= 0- 4 hours 2= >4 hours	
42	FRZTIME0702	Num	8		HOURS FROM BLOOD DRAW TO FREEZER, V7	1= < 4 hours 2=greater than 4 hours but less than or equal to 24 hours	
28	FRZTIME0801	Num	8		TIME BETWEEN BLOOD DRAW AND FREEZER, V8	1= 0- 4 hours 2= >4 hours	
43	FRZTIME0802	Num	8		HOURS FROM BLOOD DRAW TO FREEZER, V8	1= < 4 hours 2=greater than 4 hours but less than or equal to 24 hours	
29	FRZTIME0901	Num	8		TIME BETWEEN BLOOD DRAW AND FREEZER, V9	1= 0- 4 hours 2= >4 hours	
44	FRZTIME0902	Num	8		HOURS FROM BLOOD DRAW TO FREEZER, V9	1= < 4 hours 2=greater than 4 hours but less than or equal to 24 hours	
30	FRZTIME1001	Num	8		TIME BETWEEN BLOOD DRAW AND FREEZER, V10	1= 0- 4 hours 2= >4 hours	
45	FRZTIME1002	Num	8		HOURS FROM BLOOD DRAW TO FREEZER, V10	1= < 4 hours 2=greater than 4 hours but less than or equal to 24 hours	
31	FRZTIME1101	Num	8		TIME BETWEEN BLOOD DRAW AND FREEZER, V11	1= 0- 4 hours 2= >4 hours	
46	FRZTIME1102	Num	8		HOURS FROM BLOOD DRAW TO FREEZER, V11	1= < 4 hours 2=greater than 4 hours but less than or equal to 24 hours	
32	FRZTIME1201	Num	8		TIME BETWEEN BLOOD DRAW AND FREEZER, V12	1= 0- 4 hours 2= >4 hours	
47	FRZTIME1202	Num	8		HOURS FROM BLOOD DRAW TO FREEZER, V12	1= < 4 hours 2=greater than 4 hours but less than or equal to 24 hours	

#	Variable	Type	Length	Format	Label	Coding if Categorical	Version Change
33	FRZTIME1301	Num	8		TIME BETWEEN BLOOD DRAW AND FREEZER, V13	1= 0- 4 hours 2= >4 hours	
48	FRZTIME1302	Num	8		HOURS FROM BLOOD DRAW TO FREEZER, V13	1= < 4 hours 2=greater than 4 hours but less than or equal to 24 hours	
34	FRZTIME1401	Num	8		TIME BETWEEN BLOOD DRAW AND FREEZER, V14	1= 0- 4 hours 2= >4 hours	
49	FRZTIME1402	Num	8		HOURS FROM BLOOD DRAW TO FREEZER, V14	1= < 4 hours 2=greater than 4 hours but less than or equal to 24 hours	
35	FRZTIME1501	Num	8		TIME BETWEEN BLOOD DRAW AND FREEZER, V15	1= 0- 4 hours 2= >4 hours	
50	FRZTIME1502	Num	8		HOURS FROM BLOOD DRAW TO FREEZER, V15	1= < 4 hours 2=greater than 4 hours but less than or equal to 24 hours	
81	FRZTIME_C0101	Num	8	TIME5.	TIME BETWEEN BLOOD DRAW AND FREEZER, V1 (HOURS:MINUTES)		
82	FRZTIME_C0201	Num	8	TIME5.	TIME BETWEEN BLOOD DRAW AND FREEZER, V2 (HOURS:MINUTES)		
83	FRZTIME_C0301	Num	8	TIME5.	TIME BETWEEN BLOOD DRAW AND FREEZER, V3 (HOURS:MINUTES)		
84	FRZTIME_C0401	Num	8	TIME5.	TIME BETWEEN BLOOD DRAW AND FREEZER, V4 (HOURS:MINUTES)		
85	FRZTIME_C0501	Num	8	TIME5.	TIME BETWEEN BLOOD DRAW AND FREEZER, V5 (HOURS:MINUTES)		
86	FRZTIME_C0601	Num	8	TIME5.	TIME BETWEEN BLOOD DRAW AND FREEZER, V6 (HOURS:MINUTES)		
87	FRZTIME_C0701	Num	8	TIME5.	TIME BETWEEN BLOOD DRAW AND FREEZER, V7 (HOURS:MINUTES)		
88	FRZTIME_C0801	Num	8	TIME5.	TIME BETWEEN BLOOD DRAW AND FREEZER, V8 (HOURS:MINUTES)		
89	FRZTIME_C0901	Num	8	TIME5.	TIME BETWEEN BLOOD DRAW AND FREEZER, V9 (HOURS:MINUTES)		

#	Variable	Type	Length	Format	Label	Coding if Categorical	Version Change
90	FRZTIME_C1001	Num	8	TIME5.	TIME BETWEEN BLOOD DRAW AND FREEZER, V10 (HOURS:MINUTES)		
91	FRZTIME_C1101	Num	8	TIME5.	TIME BETWEEN BLOOD DRAW AND FREEZER, V11 (HOURS:MINUTES)		
92	FRZTIME_C1201	Num	8	TIME5.	TIME BETWEEN BLOOD DRAW AND FREEZER, V12 (HOURS:MINUTES)		
93	FRZTIME_C1301	Num	8	TIME5.	TIME BETWEEN BLOOD DRAW AND FREEZER, V13 (HOURS:MINUTES)		
94	FRZTIME_C1401	Num	8	TIME5.	TIME BETWEEN BLOOD DRAW AND FREEZER, V14 (HOURS:MINUTES)		
95	FRZTIME_C1501	Num	8	TIME5.	TIME BETWEEN BLOOD DRAW AND FREEZER, V15 (HOURS:MINUTES)		
388	FU_YEAR01	Num	8		Follw-up time (years)		
383	GFR0105	Num	8		MDRD AFTER CALIBRATION FOR ESTIMATING GFR, V1		
384	GFR0107	Num	8		CKD-EPI FOR ESTIMATING GFR		
400	GFR0108	Num	8		CKD-EPI for estimating GFR ml/min/1.73 (m squared)		
368	GFTDONOR0102	Char	15	$15.	GRAFT DONOR TYPE LIVING VS CADAVER	Cadaver donor Living related Living Unrelated	
369	GVINTAGEYR0101	Num	8		CURRENT GRAFT VINTAGE IN YRS		
347	HT0102	Num	8		HEIGHT (CM), V1		
360	HT0302	Num	8		HEIGHT (CM) UPDATED, V3		
364	HT0702	Num	8		HEIGHT (CM) UPDATED, V7		
379	HTN0101	Char	1		HYPERTENSIVE BASED ON MEAN BP AND MEDS REVISED	0= No 1= Yes	
387	HTN0102	Char	1		Hypertensive based on first BP and Meds		
353	KGRFD0101	Num	8	MMDDYY10.	KIDNEY TRANSPLANT DATE, PRIOR TO V1		
404	LDLCAL0102	Num	8		Calculated LDL (mg/dl) if Triglycerides mg/dl < = 400		

#	Variable	Type	Length	Format	Label	Coding if Categorical	Version Change
405	LDLCAL0103	Num	8		Calculated LDL (mmol/L) if Triglycerides mg/dl < = 400		
406	LDL_D0103	Num	8		Derived from Direct LDL if Trig mg/dl > 400 and Calculated LDL if Trig mg/dl <=400, version 3		
407	LDL_D0104	Num	8		Derived from Direct LDL (mmol/L) if Trig mg/dl > 400 and Calculated LDL (mmol/L) if Trig mg/dl <=400, version 4		
377	LL0102	Num	8		LIPID LOWERING DRUGS, USING INFORMATION FROM IMSRB14 AND IMSRB15 IF THESE VALUES ARE EITHER 0 OR 1	0= No 1= Yes	
371	MI_CHD0101	Char	1		PREVIOUS MI/CHD AT BASELINE (BASED ON RPC7A AND RPC7B)	Y=Yes N=No	
175	MOVE0102	Num	8		MOVING ACTIVITY, V1 (VERSION 2)		
176	MOVE0202	Num	8		MOVING ACTIVITY, V2 (VERSION 2)		
177	MOVE0302	Num	8		MOVING ACTIVITY, V3 (VERSION 2)		
178	MOVE0402	Num	8		MOVING ACTIVITY, V4 (VERSION 2)		
179	MOVE0502	Num	8		MOVING ACTIVITY, V5 (VERSION 2)		
180	MOVE0602	Num	8		MOVING ACTIVITY, V6 (VERSION 2)		
181	MOVE0702	Num	8		MOVING ACTIVITY, V7 (VERSION 2)		
182	MOVE0802	Num	8		MOVING ACTIVITY, V8 (VERSION 2)		
183	MOVE0902	Num	8		MOVING ACTIVITY, V9 (VERSION 2)		
184	MOVE1002	Num	8		MOVING ACTIVITY, V10 (VERSION 2)		
185	MOVE1102	Num	8		MOVING ACTIVITY, V11 (VERSION 2)		
186	MOVE1202	Num	8		MOVING ACTIVITY, V12 (VERSION 2)		
187	MOVE1302	Num	8		MOVING ACTIVITY, V13 (VERSION 2)		
188	MOVE1402	Num	8		MOVING ACTIVITY, V14 (VERSION 2)		
189	MOVE1502	Num	8		MOVING ACTIVITY, V15 (VERSION 2)		
190	MOVE1602	Num	8		MOVING ACTIVITY, V16 (VERSION 2)		

#	Variable	Type	Length	Format	Label	Coding if Categorical	Version Change
354	PANC0101	Char	1		PARTICIPANT RECEIVED PANCREAS TRANSPLANT PRIOR TO V1	Y=Yes N=No	
355	PANCD0101	Num	8	MMDDYY10.	PANCREAS TRANSPLANT DATE PRIOR TO V1		
223	PASUM0102	Num	8		PHYSICAL ACTIVITY SUMMARY SCORE INCLUDING STANDING, V1		
224	PASUM0202	Num	8		PHYSICAL ACTIVITY SUMMARY SCORE INCLUDING STANDING, V2		
225	PASUM0302	Num	8		PHYSICAL ACTIVITY SUMMARY SCORE INCLUDING STANDING, V3		
226	PASUM0402	Num	8		PHYSICAL ACTIVITY SUMMARY SCORE INCLUDING STANDING, V4		
227	PASUM0502	Num	8		PHYSICAL ACTIVITY SUMMARY SCORE INCLUDING STANDING, V5		
228	PASUM0602	Num	8		PHYSICAL ACTIVITY SUMMARY SCORE INCLUDING STANDING, V6		
229	PASUM0702	Num	8		PHYSICAL ACTIVITY SUMMARY SCORE INCLUDING STANDING, V7		
230	PASUM0802	Num	8		PHYSICAL ACTIVITY SUMMARY SCORE INCLUDING STANDING, V8		
231	PASUM0902	Num	8		PHYSICAL ACTIVITY SUMMARY SCORE INCLUDING STANDING, V9		
232	PASUM1002	Num	8		PHYSICAL ACTIVITY SUMMARY SCORE INCLUDING STANDING, V10		
233	PASUM1102	Num	8		PHYSICAL ACTIVITY SUMMARY SCORE INCLUDING STANDING, V11		
234	PASUM1202	Num	8		PHYSICAL ACTIVITY SUMMARY SCORE INCLUDING STANDING, V12		
235	PASUM1302	Num	8		PHYSICAL ACTIVITY SUMMARY SCORE INCLUDING STANDING, V13		
236	PASUM1402	Num	8		PHYSICAL ACTIVITY SUMMARY SCORE INCLUDING STANDING, V14		

#	Variable	Type	Length	Format	Label	Coding if Categorical	Version Change
237	PASUM1502	Num	8		PHYSICAL ACTIVITY SUMMARY SCORE INCLUDING STANDING, V15		
238	PASUM1602	Num	8		PHYSICAL ACTIVITY SUMMARY SCORE INCLUDING STANDING, V16		
240	PKYRC0101	Num	8		CURRENT SMOKER, CIGARETTE PACK-YEARS, V1 (CONTINUOUS)		
241	PKYRC0101_4	Num	8		CURRENT SMOKER, CIGARETTE PACK-YEARS, V1	1=0-25 2=26-50 3=51-75 4=greater than 75	
304	PKYRC0103	Num	8		CURRENT SMOKER, CIGARETTE PACK-YEARS, V3 (CONTINUOUS)		
318	PKYRC0103_4	Num	8		CURRENT SMOKER, CIGARETTE PACK-YEARS, V3	1=0-25 2=26-50 3=51-75 4=greater than 75	
305	PKYRC0105	Num	8		CURRENT SMOKER, CIGARETTE PACK-YEARS, V5 (CONTINUOUS)		
319	PKYRC0105_4	Num	8		CURRENT SMOKER, CIGARETTE PACK-YEARS, V5	1=0-25 2=26-50 3=51-75 4=greater than 75	
306	PKYRC0107	Num	8		CURRENT SMOKER, CIGARETTE PACK-YEARS, V7 (CONTINUOUS)		
320	PKYRC0107_4	Num	8		CURRENT SMOKER, CIGARETTE PACK-YEARS, V7	1=0-25 2=26-50 3=51-75 4=greater than 75	
307	PKYRC0109	Num	8		CURRENT SMOKER, CIGARETTE PACK-YEARS, V9 (CONTINUOUS)		
321	PKYRC0109_4	Num	8		CURRENT SMOKER, CIGARETTE PACK-YEARS, V9	1=0-25 2=26-50 3=51-75 4=greater than 75	
308	PKYRC0111	Num	8		CURRENT SMOKER, CIGARETTE PACK-YEARS, V11 (CONTINUOUS)		

#	Variable	Type	Length	Format	Label	Coding if Categorical	Version Change
322	PKYRC0111_4	Num	8		CURRENT SMOKER, CIGARETTE PACK-YEARS, V11	1=0-25 2=26-50 3=51-75 4=greater than 75	
309	PKYRC0113	Num	8		CURRENT SMOKER, CIGARETTE PACK-YEARS, V13 (CONTINUOUS)		
323	PKYRC0113_4	Num	8		CURRENT SMOKER, CIGARETTE PACK-YEARS, V13	1=0-25 2=26-50 3=51-75 4=greater than 75	
310	PKYRC0115	Num	8		CURRENT SMOKER, CIGARETTE PACK-YEARS, V15 (CONTINUOUS)		
324	PKYRC0115_4	Num	8		CURRENT SMOKER, CIGARETTE PACK-YEARS, V15	1=0-25 2=26-50 3=51-75 4=greater than 75	
242	PKYRE0101	Num	8		EVER SMOKER, CIGARETTE PACK-YEARS, V1 (CONTINUOUS)		
243	PKYRE0101_4	Num	8		EVER SMOKER, CIGARETTE PACK-YEARS, V1	1=0-25 2=26-50 3=51-75 4=greater than 75	
311	PKYRE0103	Num	8		EVER SMOKER, CIGARETTE PACK-YEARS, V3 (CONTINUOUS)		
325	PKYRE0103_4	Num	8		EVER SMOKER, CIGARETTE PACK-YEARS, V3	1=0-25 2=26-50 3=51-75 4=greater than 75	
312	PKYRE0105	Num	8		EVER SMOKER, CIGARETTE PACK-YEARS, V5 (CONTINUOUS)		
326	PKYRE0105_4	Num	8		EVER SMOKER, CIGARETTE PACK-YEARS, V5	1=0-25 2=26-50 3=51-75 4=greater than 75	
313	PKYRE0107	Num	8		EVER SMOKER, CIGARETTE PACK-YEARS, V7 (CONTINUOUS)		

#	Variable	Type	Length	Format	Label	Coding if Categorical	Version Change
327	PKYRE0107_4	Num	8		EVER SMOKER, CIGARETTE PACK-YEARS, V7	1=0-25 2=26-50 3=51-75 4=greater than 75	
314	PKYRE0109	Num	8		EVER SMOKER, CIGARETTE PACK-YEARS, V9 (CONTINUOUS)		
328	PKYRE0109_4	Num	8		EVER SMOKER, CIGARETTE PACK-YEARS, V9	1=0-25 2=26-50 3=51-75 4=greater than 75	
315	PKYRE0111	Num	8		EVER SMOKER, CIGARETTE PACK-YEARS, V11 (CONTINUOUS)		
329	PKYRE0111_4	Num	8		EVER SMOKER, CIGARETTE PACK-YEARS, V11	1=0-25 2=26-50 3=51-75 4=greater than 75	
316	PKYRE0113	Num	8		EVER SMOKER, CIGARETTE PACK-YEARS, V13 (CONTINUOUS)		
330	PKYRE0113_4	Num	8		EVER SMOKER, CIGARETTE PACK-YEARS, V13	1=0-25 2=26-50 3=51-75 4=greater than 75	
317	PKYRE0115	Num	8		EVER SMOKER, CIGARETTE PACK-YEARS, V15 (CONTINUOUS)		
331	PKYRE0115_4	Num	8		EVER SMOKER, CIGARETTE PACK-YEARS, V15	1=0-25 2=26-50 3=51-75 4=greater than 75	
380	RACE0105	Char	5		RACE (BLACK, OTHER OR MIXED, WHITE)	Black Other/Mixed White	
381	RACE0106	Char	36		RACE (BLACK, AM INDIAN, ASIAN, PACIFIC ISLANDER, MIXED, WHITE)	Black Am Indian Asian Pacific Islander Mixed White	

#	Variable	Type	Length	Format	Label	Coding if Categorical	Version Change
382	RACE0107	Char	9		RACE (WHITE & NON-WHITE)	White Non-White	
3	RAND01	Char	1		RANDOMIZED	Y=Yes	
4	RANDATE01	Num	8	MMDDYY10.	DERIVED DATE OF V1		
375	RE0101	Char	1		PREVIOUS RENAL ARTERIAL REVASCULARIZATION AT BASELINE (RPC7F)	Y=Yes N=No	
413	RS_400	Char	3	$3.	Member of the random sample of 400 IDs	Y=Yes N=No	
191	SIT0102	Num	8		SITTING ACTIVITY, V1 (VERSION 2)		
192	SIT0202	Num	8		SITTING ACTIVITY, V2 (VERSION 2)		
193	SIT0302	Num	8		SITTING ACTIVITY, V3 (VERSION 2)		
194	SIT0402	Num	8		SITTING ACTIVITY, V4 (VERSION 2)		
195	SIT0502	Num	8		SITTING ACTIVITY, V5 (VERSION 2)		
196	SIT0602	Num	8		SITTING ACTIVITY, V6 (VERSION 2)		
197	SIT0702	Num	8		SITTING ACTIVITY, V7 (VERSION 2)		
198	SIT0802	Num	8		SITTING ACTIVITY, V8 (VERSION 2)		
199	SIT0902	Num	8		SITTING ACTIVITY, V9 (VERSION 2)		
200	SIT1002	Num	8		SITTING ACTIVITY, V10 (VERSION 2)		
201	SIT1102	Num	8		SITTING ACTIVITY, V11 (VERSION 2)		
202	SIT1202	Num	8		SITTING ACTIVITY, V12 (VERSION 2)		
203	SIT1302	Num	8		SITTING ACTIVITY, V13 (VERSION 2)		
204	SIT1402	Num	8		SITTING ACTIVITY, V14 (VERSION 2)		
205	SIT1502	Num	8		SITTING ACTIVITY, V15 (VERSION 2)		
206	SIT1602	Num	8		SITTING ACTIVITY, V16 (VERSION 2)		
207	STAND0101	Num	8		STANDING ACTIVITY, V1 (VERSION 1)		
208	STAND0201	Num	8		STANDING ACTIVITY, V2 (VERSION 1)		
209	STAND0301	Num	8		STANDING ACTIVITY, V3 (VERSION 1)		

#	Variable	Type	Length	Format	Label	Coding if Categorical	Version Change
210	STAND0401	Num	8		STANDING ACTIVITY, V4 (VERSION 1)		
211	STAND0501	Num	8		STANDING ACTIVITY, V5 (VERSION 1)		
212	STAND0601	Num	8		STANDING ACTIVITY, V6 (VERSION 1)		
213	STAND0701	Num	8		STANDING ACTIVITY, V7 (VERSION 1)		
214	STAND0801	Num	8		STANDING ACTIVITY, V8 (VERSION 1)		
215	STAND0901	Num	8		STANDING ACTIVITY, V9 (VERSION 1)		
216	STAND1001	Num	8		STANDING ACTIVITY, V10 (VERSION 1)		
217	STAND1101	Num	8		STANDING ACTIVITY, V11 (VERSION 1)		
218	STAND1201	Num	8		STANDING ACTIVITY, V12 (VERSION 1)		
219	STAND1301	Num	8		STANDING ACTIVITY, V13 (VERSION 1)		
220	STAND1401	Num	8		STANDING ACTIVITY, V14 (VERSION 1)		
221	STAND1501	Num	8		STANDING ACTIVITY, V15 (VERSION 1)		
222	STAND1601	Num	8		STANDING ACTIVITY, V16 (VERSION 1)		
372	ST_CBVD0101	Char	1		PREVIOUS STROKE/CBVD AT BASELINE (RPC7C, RPC7D)	Y=Yes N=No	
394	SUBCOHORT01	Num	8		Member of the subcohort		
332	TARGDT0201	Num	8	MMDDYY10.	TARGET DATE, V2		
333	TARGDT0301	Num	8	MMDDYY10.	TARGET DATE, V3		
334	TARGDT0401	Num	8	MMDDYY10.	TARGET DATE, V4		
335	TARGDT0501	Num	8	MMDDYY10.	TARGET DATE, V5		
336	TARGDT0601	Num	8	MMDDYY10.	TARGET DATE, V6		
337	TARGDT0701	Num	8	MMDDYY10.	TARGET DATE, V7		
338	TARGDT0801	Num	8	MMDDYY10.	TARGET DATE, V8		
339	TARGDT0901	Num	8	MMDDYY10.	TARGET DATE, V9		
340	TARGDT1001	Num	8	MMDDYY10.	TARGET DATE, V10		
341	TARGDT1101	Num	8	MMDDYY10.	TARGET DATE, V11		
342	TARGDT1201	Num	8	MMDDYY10.	TARGET DATE, V12		

#	Variable	Type	Length	Format	Label	Coding if Categorical	Version Change
343	TARGDT1301	Num	8	MMDDYY10.	TARGET DATE, V13		
344	TARGDT1401	Num	8	MMDDYY10.	TARGET DATE, V14		
345	TARGDT1501	Num	8	MMDDYY10.	TARGET DATE, V15		
346	TARGDT1601	Num	8	MMDDYY10.	TARGET DATE, V16		
143	VIGOR0102	Num	8		VIGOROUS ACTIVITY, V1 (VERSION 2)		
144	VIGOR0202	Num	8		VIGOROUS ACTIVITY, V2 (VERSION 2)		
145	VIGOR0302	Num	8		VIGOROUS ACTIVITY, V3 (VERSION 2)		
146	VIGOR0402	Num	8		VIGOROUS ACTIVITY, V4 (VERSION 2)		
147	VIGOR0502	Num	8		VIGOROUS ACTIVITY, V5 (VERSION 2)		
148	VIGOR0602	Num	8		VIGOROUS ACTIVITY, V6 (VERSION 2)		
149	VIGOR0702	Num	8		VIGOROUS ACTIVITY, V7 (VERSION 2)		
150	VIGOR0802	Num	8		VIGOROUS ACTIVITY, V8 (VERSION 2)		
151	VIGOR0902	Num	8		VIGOROUS ACTIVITY, V9 (VERSION 2)		
152	VIGOR1002	Num	8		VIGOROUS ACTIVITY, V10 (VERSION 2)		
153	VIGOR1102	Num	8		VIGOROUS ACTIVITY, V11 (VERSION 2)		
154	VIGOR1202	Num	8		VIGOROUS ACTIVITY, V12 (VERSION 2)		
155	VIGOR1302	Num	8		VIGOROUS ACTIVITY, V13 (VERSION 2)		
156	VIGOR1402	Num	8		VIGOROUS ACTIVITY, V14 (VERSION 2)		
157	VIGOR1502	Num	8		VIGOROUS ACTIVITY, V15 (VERSION 2)		
158	VIGOR1602	Num	8		VIGOROUS ACTIVITY, V16 (VERSION 2)		
408	VLDLCAL101	Num	8		CALCULATED VLDL		
159	WALK0102	Num	8		WALKING ACTIVITY, V1 (VERSION 2)		
160	WALK0202	Num	8		WALKING ACTIVITY, V2 (VERSION 2)		
161	WALK0302	Num	8		WALKING ACTIVITY, V3 (VERSION 2)		
162	WALK0402	Num	8		WALKING ACTIVITY, V4 (VERSION 2)		
163	WALK0502	Num	8		WALKING ACTIVITY, V5 (VERSION 2)		
164	WALK0602	Num	8		WALKING ACTIVITY, V6 (VERSION 2)		

#	Variable	Type	Length	Format	Label	Coding if Categorical	Version Change
165	WALK0702	Num	8		WALKING ACTIVITY, V7 (VERSION 2)		
166	WALK0802	Num	8		WALKING ACTIVITY, V8 (VERSION 2)		
167	WALK0902	Num	8		WALKING ACTIVITY, V9 (VERSION 2)		
168	WALK1002	Num	8		WALKING ACTIVITY, V10 (VERSION 2)		
169	WALK1102	Num	8		WALKING ACTIVITY, V11 (VERSION 2)		
170	WALK1202	Num	8		WALKING ACTIVITY, V12 (VERSION 2)		
171	WALK1302	Num	8		WALKING ACTIVITY, V13 (VERSION 2)		
172	WALK1402	Num	8		WALKING ACTIVITY, V14 (VERSION 2)		
173	WALK1502	Num	8		WALKING ACTIVITY, V15 (VERSION 2)		
174	WALK1602	Num	8		WALKING ACTIVITY, V16 (VERSION 2)		
356	WITHD01	Num	8		WITHDRAWAL STATUS	0= No 1= Yes	
357	WITHDDT01	Num	8	MMDDYY10.	WITHDRAWAL DATE		
348	WT0102	Num	8		WEIGHT (KG), V1		
361	WT0302	Num	8		WEIGHT (KG) UPDATED, V3		
365	WT0702	Num	8		WEIGHT (KG), V7		

Obs	BLINDID	DEADUONFF02	RAND01	RANDATE01	AGE0101	DR_CNT0101	DR_CNT0201	DR_CNT0301	DR_CNT0401	DR_CNT0501	DR_CNT0601	DR_CNT0701
1	0001	1	Y	07/24/2003	66	2		2		4		1
2	0002	0	Y	09/27/2002	51	1		2		2		2
3	0003	0	Y	03/11/2003	49	4		3		3		3
4	0004	1	Y	04/29/2003	55	2		1		1		1
5	0005	0	Y	04/29/2003	48	3		2		2		3
6	0006	0	Y	01/23/2003	50	2		3				
7	0007	1	Y	05/29/2003	55	1		2				
8	0008	1	Y	08/22/2003	45	3		1				

Obs	BLINDID	DEADUONFF02	RAND01	RANDATE01	AGE0101	DR_CNT0101	DR_CNT0201	DR_CNT0301	DR_CNT0401	DR_CNT0501	DR_CNT0601	DR_CNT0701
9	0009	0	Y	01/17/2003	43	1		1		1		1
10	0010	0	Y	07/23/2003	49	3		3		1		1

Obs	DR_CNT0801	DR_CNT0901	DR_CNT1001	DR_CNT1101	DR_CNT1201	DR_CNT1301	DR_CNT1401	DR_CNT1501	FRZTIME0101	FRZTIME0201	FRZTIME0301
1		1		3					1		1
2		2		2		3		3	1		1
3		4				3			1		1
4		3							1		1
5		5		3		4			1		1
6									1		1
7									1		1
8									1		1
9		2							1		1
10									1		1

Obs	FRZTIME0401	FRZTIME0501	FRZTIME0601	FRZTIME0701	FRZTIME0801	FRZTIME0901	FRZTIME1001	FRZTIME1101	FRZTIME1201	FRZTIME1301
1		1		1		1		1		
2		1		1		1		1		1
3		1		1		1				1
4		1		1		1				
5		1		1		2		1		1
6										
7		1								
8										
9		1		1		1				
10		1		1						

Obs	FRZTIME1401	FRZTIME1501	FRZTIME0102	FRZTIME0202	FRZTIME0302	FRZTIME0402	FRZTIME0502	FRZTIME0602	FRZTIME0702	FRZTIME0802
1			1		1		1		1	
2		1	1		1		1		1	
3			1		1		1		1	
4			1		1		1		1	
5			1		1		1		1	
6			1		1					
7			1		1		1			
8			1		1					
9			1		1		1		1	
10			1		1		1		1	

Obs	FRZTIME0902	FRZTIME1002	FRZTIME1102	FRZTIME1202	FRZTIME1302	FRZTIME1402	FRZTIME1502	CN_FRZ0101	CN_FRZ0201	CN_FRZ0301	CN_FRZ0401
1	1		1					1		1	
2	1		1		1		1	1		1	
3	1				1			1		1	
4	1							1		1	
5	2		1		1			1		1	
6								1		1	
7								1		1	
8								1		1	
9	1							1		1	
10								1		1	

Obs	CN_FRZ0501	CN_FRZ0601	CN_FRZ0701	CN_FRZ0801	CN_FRZ0901	CN_FRZ1001	CN_FRZ1101	CN_FRZ1201	CN_FRZ1301	CN_FRZ1401	CN_FRZ1501
1	1		1		1		1				
2	1		1		1		1		1		1
3	1		1		1				1		

Obs	CN_FRZ0501	CN_FRZ0601	CN_FRZ0701	CN_FRZ0801	CN_FRZ0901	CN_FRZ1001	CN_FRZ1101	CN_FRZ1201	CN_FRZ1301	CN_FRZ1401	CN_FRZ1501
4	1		1		1						
5	1		1		1		1		1		
6											
7											
8											
9	1		1		1						
10	1		1								

Obs	DR_CNT_C0101	DR_CNT_C0201	DR_CNT_C0301	DR_CNT_C0401	DR_CNT_C0501	DR_CNT_C0601	DR_CNT_C0701	DR_CNT_C0801	DR_CNT_C0901
1	0:25		0:20		1:31		0:19		0:08
2	0:15		0:28		0:30		0:28		0:25
3	1:45		1:00		1:00		0:55		2:55
4	0:20		0:04		0:05		0:05		0:31
5	0:33		0:20		0:30		0:31		3:20
6	0:20		1:00						
7	0:15		0:20						
8	1:01		0:05						
9	0:00		0:03		0:04		0:15		0:30
10	0:41		1:05		0:13		0:10		

Obs	DR_CNT_C1001	DR_CNT_C1101	DR_CNT_C1201	DR_CNT_C1301	DR_CNT_C1401	DR_CNT_C1501	FRZTIME_C0101	FRZTIME_C0201	FRZTIME_C0301
1		1:18					0:55		0:45
2		0:25		1:13		0:45	0:40		0:58
3				1:01			2:40		1:58
4							0:35		0:27
5		1:01		1:42			1:22		0:45
6							1:10		1:30

Obs	DR_CNT_C1001	DR_CNT_C1101	DR_CNT_C1201	DR_CNT_C1301	DR_CNT_C1401	DR_CNT_C1501	FRZTIME_C0101	FRZTIME_C0201	FRZTIME_C0301
7							1:00		0:55
8							2:00		0:45
9							0:35		0:45
10							1:36		1:55

Obs	FRZTIME_C0401	FRZTIME_C0501	FRZTIME_C0601	FRZTIME_C0701	FRZTIME_C0801	FRZTIME_C0901	FRZTIME_C1001	FRZTIME_C1101	FRZTIME_C1201
1		2:16		0:49		1:38		3:41	
2		0:55		0:55		0:50		0:40	
3		1:53		1:55		3:45			
4		0:45		0:40		0:45			
5		1:00		1:01		5:05		1:31	
6									
7		1:12							
8									
9		1:02		0:50		1:00			
10		0:45		0:50					

Obs	FRZTIME_C1301	FRZTIME_C1401	FRZTIME_C1501	CN_FRZ_C0101	CN_FRZ_C0201	CN_FRZ_C0301	CN_FRZ_C0401	CN_FRZ_C0501	CN_FRZ_C0601
1				0:30		0:25		0:45	
2	1:43		1:10	0:25		0:30		0:25	
3	1:46			0:55		0:58		0:53	
4				0:15		0:23		0:40	
5	2:52			0:49		0:25		0:30	
6				0:50		0:30			
7				0:45		0:35			
8				0:59		0:40			

Obs	FRZTIME_C1301	FRZTIME_C1401	FRZTIME_C1501	CN_FRZ_C0101	CN_FRZ_C0201	CN_FRZ_C0301	CN_FRZ_C0401	CN_FRZ_C0501	CN_FRZ_C0601
9				0:35		0:42		0:58	
10				0:55		0:50		0:32	

Obs	CN_FRZ_C0701	CN_FRZ_C0801	CN_FRZ_C0901	CN_FRZ_C1001	CN_FRZ_C1101	CN_FRZ_C1201	CN_FRZ_C1301	CN_FRZ_C1401	CN_FRZ_C1501
1	0:30		1:30		2:23				
2	0:27		0:25		0:15		0:30		0:25
3	1:00		0:50				0:45		
4	0:35		0:14						
5	0:30		1:45		0:30		1:10		
6									
7									
8									
9	0:35		0:30						
10	0:40								

Obs	AVESYS0102	AVESYS0202	AVESYS0302	AVESYS0402	AVESYS0502	AVESYS0602	AVESYS0702	AVESYS0802	AVESYS0902	AVESYS1002	AVESYS1102
1	135.0		146.0		121.5		152.0		148.5		137.5
2	126.0		109.0		126.0		119.0		122.0		115.0
3	130.5		123.5		113.0		124.0		128.0		107.0
4	170.5		168.0		144.0		94.0		170.5		
5	139.0		160.0		159.0		180.0		171.0		153.0
6	129.0		151.0								
7	152.0		140.0		128.0						
8	136.0		131.5								
9	110.5		106.0		111.5		110.5		102.5		
10	107.5		143.0		135.5		117.0				

Obs	AVESYS1202	AVESYS1302	AVESYS1402	AVESYS1502	AVESYS1602	AVEDIA0102	AVEDIA0202	AVEDIA0302	AVEDIA0402	AVEDIA0502	AVEDIA0602
1						62.0		73.0		59.5	
2		119		120		78.0		68.0		69.0	
3		130				77.5		73.0		78.0	
4						89.5		77.5		66.5	
5		151				87.0		89.0		92.0	
6						82.0		100.5			
7						85.0		86.0		82.0	
8						87.0		80.0			
9						74.5		74.0		69.0	
10						74.5		84.5		80.0	

Obs	AVEDIA0702	AVEDIA0802	AVEDIA0902	AVEDIA1002	AVEDIA1102	AVEDIA1202	AVEDIA1302	AVEDIA1402	AVEDIA1502	AVEDIA1602	VIGOR0102	VIGOR0202
1	58		67.0		88.5						45	
2	80		66.0		72.0		78.0		78		15	
3	67		92.0		75.0		82.0				0	
4	50		82.5								30	
5	93		94.0		86.5		83.5				10	
6											60	
7											40	
8											0	
9	70		66.0								30	
10	83										30	

Obs	VIGOR0302	VIGOR0402	VIGOR0502	VIGOR0602	VIGOR0702	VIGOR0802	VIGOR0902	VIGOR1002	VIGOR1102	VIGOR1202	VIGOR1302	VIGOR1402
1	10		0		0		0		0			
2	40		60		40		30		30		20	
3	0		0		5		0		0		0	

Obs	VIGOR0302	VIGOR0402	VIGOR0502	VIGOR0602	VIGOR0702	VIGOR0802	VIGOR0902	VIGOR1002	VIGOR1102	VIGOR1202	VIGOR1302	VIGOR1402
4	0		20		0		0					
5	5		10		0		10		0		0	
6	0											
7	20		0									
8	0											
9	30		30		30		45					
10	30		45		20							

Obs	VIGOR1502	VIGOR1602	WALK0102	WALK0202	WALK0302	WALK0402	WALK0502	WALK0602	WALK0702	WALK0802	WALK0902	WALK1002	WALK1102
1			12		16		16		32		8		8
2	40		16		16		48		32		36		32
3			0		12		8		0				0
4			32		4				0		0		
5			8		0		12		8		8		12
6			32		0								
7			32		8		16						
8			16		0								
9			4		0		0		0		0		
10			0		0		0		8				

Obs	WALK1202	WALK1302	WALK1402	WALK1502	WALK1602	MOVE0102	MOVE0202	MOVE0302	MOVE0402	MOVE0502	MOVE0602	MOVE0702	MOVE0802
1						12		9		6		6	
2		32		16		9		9		12		9	
3		0				6		6		6		6	
4						12		6		3		0	
5		0				15		12		12		15	
6						6		6					

Obs	WALK1202	WALK1302	WALK1402	WALK1502	WALK1602	MOVE0102	MOVE0202	MOVE0302	MOVE0402	MOVE0502	MOVE0602	MOVE0702	MOVE0802
7						12		6		6			
8						9		9					
9						6		6		3		3	
10						15		12		9		12	

Obs	MOVE0902	MOVE1002	MOVE1102	MOVE1202	MOVE1302	MOVE1402	MOVE1502	MOVE1602	SIT0102	SIT0202	SIT0302	SIT0402	SIT0502	SIT0602	SIT0702
1	9		6						2		4		3		2
2	12		12		15		12		2		2		2		2
3	3		3		6				3		4		3		4
4	3								1		4		3		4
5	15		15		15				1		1		1		1
6									2		3				
7									1		3		1		
8									2		2				
9	6								3		4		4		4
10									2		2		2		2

Obs	SIT0802	SIT0902	SIT1002	SIT1102	SIT1202	SIT1302	SIT1402	SIT1502	SIT1602	STAND0101	STAND0201	STAND0301	STAND0401	STAND0501	STAND0601
1		3		3										2	
2		2		2		3		3							
3		4		4		4									
4		4												0	
5		1		1		1									
6															
7														8	
8												4			

Obs	SIT0802	SIT0902	SIT1002	SIT1102	SIT1202	SIT1302	SIT1402	SIT1502	SIT1602	STAND0101	STAND0201	STAND0301	STAND0401	STAND0501	STAND0601
9		4												2	
10														2	

Obs	STAND0701	STAND0801	STAND0901	STAND1001	STAND1101	STAND1201	STAND1301	STAND1401	STAND1501	STAND1601	PASUM0102	PASUM0202
1	2		4		4							
2	4		2		4		6		4			
3	0		2		0		2					
4	0		2									
5	2		0		2		10					
6												
7												
8												
9	2		2									
10	6											

Obs	PASUM0302	PASUM0402	PASUM0502	PASUM0602	PASUM0702	PASUM0802	PASUM0902	PASUM1002	PASUM1102	PASUM1202	PASUM1302	PASUM1402
1			27		42		24		21			
2					87		82		80		76	
3					15				7		12	
4					4		9					
5					26		34		30		26	
6												
7			31									
8	15											
9			39		39		57					
10			58		48							

Obs	PASUM1502	PASUM1602	ETHNIC0101	PKYRC0101	PKYRC0101_4	PKYRE0101	PKYRE0101_4	FAST0101	FAST0201	FAST0301	FAST0401	FAST0501
1			N			12.0	1	0		1		1
2	75		N					1		1		1
3			N			22.5	1	M		1		1
4			N			23.0	1	0		0		0
5			N					0		1		0
6			N					0		0		
7			N	3.75	1			1		0		0
8			N	45.00	2			0		M		
9			N					M		0		0
10			N					0		0		0

Obs	FAST0601	FAST0701	FAST0801	FAST0901	FAST1001	FAST1101	FAST1201	FAST1301	FAST1401	FAST1501	DR_CNT0102_3	DR_CNT0202_3
1		1		1		1					2	
2		0		1		1		1		0	1	
3		1		1		M		1			2	
4		0		0							1	
5		1		1		1		1			2	
6											1	
7											1	
8											2	
9		0		0							1	
10		0									2	

Obs	DR_CNT0302_3	DR_CNT0402_3	DR_CNT0502_3	DR_CNT0602_3	DR_CNT0702_3	DR_CNT0802_3	DR_CNT0902_3	DR_CNT1002_3	DR_CNT1102_3
1	1		2		1		1		2
2	2		2		2		2		2
3	2		2		2		2		

Obs	DR_CNT0302_3	DR_CNT0402_3	DR_CNT0502_3	DR_CNT0602_3	DR_CNT0702_3	DR_CNT0802_3	DR_CNT0902_3	DR_CNT1002_3	DR_CNT1102_3
4	1		1		1		2		
5	1		2		2		3		2
6	2								
7	1								
8	1								
9	1		1		1		2		
10	2		1		1				

Obs	DR_CNT1202_3	DR_CNT1302_3	DR_CNT1402_3	DR_CNT1502_3	DR_CNT0102_2	DR_CNT0202_2	DR_CNT0302_2	DR_CNT0402_2	DR_CNT0502_2
1					1		1		1
2		2		2	1		1		1
3		2			1		1		1
4					1		1		1
5		2			1		1		1
6					1		1		
7					1		1		
8					1		1		
9					1		1		1
10					1		1		1

Obs	DR_CNT0602_2	DR_CNT0702_2	DR_CNT0802_2	DR_CNT0902_2	DR_CNT1002_2	DR_CNT1102_2	DR_CNT1202_2	DR_CNT1302_2	DR_CNT1402_2
1		1		1		1			
2		1		1		1		1	
3		1		1				1	
4		1		1					
5		1		2		1		1	
6									

Obs	DR_CNT0602_2	DR_CNT0702_2	DR_CNT0802_2	DR_CNT0902_2	DR_CNT1002_2	DR_CNT1102_2	DR_CNT1202_2	DR_CNT1302_2	DR_CNT1402_2
7									
8									
9		1		1					
10		1							

Obs	DR_CNT1502_2	DR_CNT0103_2	DR_CNT0203_2	DR_CNT0303_2	DR_CNT0403_2	DR_CNT0503_2	DR_CNT0603_2	DR_CNT0703_2	DR_CNT0803_2
1		1		1		1		1	
2	1	1		1		1		1	
3		1		1		1		1	
4		1		1		1		1	
5		1		1		1		1	
6		1		1					
7		1		1					
8		1		1					
9		1		1		1		1	
10		1		1		1		1	

Obs	DR_CNT0903_2	DR_CNT1003_2	DR_CNT1103_2	DR_CNT1203_2	DR_CNT1303_2	DR_CNT1403_2	DR_CNT1503_2	PKYRC0103	PKYRC0105	PKYRC0107
1	1		1							
2	1		1		1		1			
3	1				1					
4	1									
5	2		1		1					
6										
7								2.4		
8										

Obs	DR_CNT0903_2	DR_CNT1003_2	DR_CNT1103_2	DR_CNT1203_2	DR_CNT1303_2	DR_CNT1403_2	DR_CNT1503_2	PKYRC0103	PKYRC0105	PKYRC0107
9	1									
10										

Obs	PKYRC0109	PKYRC0111	PKYRC0113	PKYRC0115	PKYRE0103	PKYRE0105	PKYRE0107	PKYRE0109	PKYRE0111	PKYRE0113	PKYRE0115	PKYRC0103_4
1					12.0	37.5	37.5	10	15			
2												
3					22.5	16.0	16.0	15	16	15		
4					20.0		14.0	14				
5												
6												
7						13.5						1
8					49.5							
9												
10												

Obs	PKYRC0105_4	PKYRC0107_4	PKYRC0109_4	PKYRC0111_4	PKYRC0113_4	PKYRC0115_4	PKYRE0103_4	PKYRE0105_4	PKYRE0107_4	PKYRE0109_4
1							1	2	2	1
2										
3							1	1	1	1
4							1		1	1
5										
6										
7								1		
8							2			
9										
10										

Obs	PKYRE0111_4	PKYRE0113_4	PKYRE0115_4	TARGDT0201	TARGDT0301	TARGDT0401	TARGDT0501	TARGDT0601	TARGDT0701	TARGDT0801	TARGDT0901
1	1			01/24/2004	07/24/2004	01/24/2005	07/24/2005	01/24/2006	07/24/2006	01/24/2007	07/24/2007
2				03/27/2003	09/27/2003	03/27/2004	09/27/2004	03/27/2005	09/27/2005	03/27/2006	09/27/2006
3	1	1		09/11/2003	03/11/2004	09/11/2004	03/11/2005	09/11/2005	03/11/2006	09/11/2006	03/11/2007
4				10/29/2003	04/29/2004	10/29/2004	04/29/2005	10/29/2005	04/29/2006	10/29/2006	04/29/2007
5				10/29/2003	04/29/2004	10/29/2004	04/29/2005	10/29/2005	04/29/2006	10/29/2006	04/29/2007
6				07/23/2003	01/23/2004	07/23/2004	01/23/2005	07/23/2005	01/23/2006	07/23/2006	01/23/2007
7				11/29/2003	05/29/2004	11/29/2004	05/29/2005	11/29/2005	05/29/2006	11/29/2006	05/29/2007
8				02/22/2004	08/22/2004	02/22/2005	08/22/2005	02/22/2006	08/22/2006	02/22/2007	08/22/2007
9				07/17/2003	01/17/2004	07/17/2004	01/17/2005	07/17/2005	01/17/2006	07/17/2006	01/17/2007
10				01/23/2004	07/23/2004	01/23/2005	07/23/2005	01/23/2006	07/23/2006	01/23/2007	07/23/2007

Obs	TARGDT1001	TARGDT1101	TARGDT1201	TARGDT1301	TARGDT1401	TARGDT1501	TARGDT1601	HT0102	WT0102	BMI0102	BMI0103	BMI0104	CVD0101
1	01/24/2008	07/24/2008	01/24/2009	07/24/2009	01/24/2010	07/24/2010	01/24/2011	182.88	92.162	27.5562	27.5893	3	0
2	03/27/2007	09/27/2007	03/27/2008	09/27/2008	03/27/2009	09/27/2009	03/27/2010	162.56	72.640	27.4883	26.6811	3	0
3	09/11/2007	03/11/2008	09/11/2008	03/11/2009	09/11/2009	03/11/2010	09/11/2010	182.88	89.892	26.8775	28.4694	3	0
4	10/29/2007	04/29/2008	10/29/2008	04/29/2009	10/29/2009	04/29/2010	10/29/2010	165.10	61.744	22.6517	22.6789	2	0
5	10/29/2007	04/29/2008	10/29/2008	04/29/2009	10/29/2009	04/29/2010	10/29/2010	152.40	65.376	28.1481	28.1819	3	0
6	07/23/2007	01/23/2008	07/23/2008	01/23/2009	07/23/2009	01/23/2010	07/23/2010	180.34	93.070	28.6171	28.6515	3	0
7	11/29/2007	05/29/2008	11/29/2008	05/29/2009	11/29/2009	05/29/2010	11/29/2010	165.10	56.296	20.6530	20.6778	2	0
8	02/22/2008	08/22/2008	02/22/2009	08/22/2009	02/22/2010	08/22/2010	02/22/2011	180.34	90.800	27.9191	29.5966	3	0
9	07/17/2007	01/17/2008	07/17/2008	01/17/2009	07/17/2009	01/17/2010	07/17/2010	180.34	76.272	23.4521	23.4802	2	0
10	01/23/2008	07/23/2008	01/23/2009	07/23/2009	01/23/2010	07/23/2010	01/23/2011	177.80	85.352	26.9992	25.5507	3	0

Obs	KGRFD0101	PANC0101	PANCD0101	WITHD01	WITHDDT01	BSA0103	BSA0104	HT0302	WT0302	BSA0303	BSA0304	HT0702	WT0702	BSA0703	BSA0704
1	09/23/1998	N		0		21447.24	2.14472	182.88	87.5433	20983.68	2.09837	182.88	89.8113	21213.02	2.12130
2	03/19/1996	N		0		17797.17	1.77972	165.10	67.1317	17405.12	1.74051	162.56	74.8427	18024.57	1.80246
3	03/16/1988	N		0		21221.12	2.12211	177.80	86.1826	20423.02	2.04230	180.34	86.1826	20634.14	2.06341

Obs	KGRFD0101	PANC0101	PANCD0101	WITHD01	WITHDDT01	BSA0103	BSA0104	HT0302	WT0302	BSA0303	BSA0304	HT0702	WT0702	BSA0703	BSA0704
4	07/27/1998	N		0		16797.15	1.67972	165.10	61.2350	16738.16	1.67382	165.10	53.9775	15864.39	1.58644
5	11/07/1988	Y	11/07/1988	0		16239.90	1.62399	152.40	66.2245	16329.14	1.63291	152.40	51.2559	14644.40	1.46444
6	11/26/1992	N		1	03/15/2005	21319.51	2.13195	180.34	95.2544	21530.75	2.15308				
7	07/28/2002	N		0		16150.50	1.61505	165.10	60.3278	16632.32	1.66323				
8	04/03/2000	N		0		21096.94	2.10969	175.26	89.3577	20524.26	2.05243				
9	04/12/1986	N		0		19590.17	1.95902	180.34	74.3891	19383.16	1.93832	180.34	69.8532	18871.76	1.88718
10	07/16/1998	N		0		20339.14	2.03391	182.88	85.2754	20750.90	2.07509	182.88	88.9041	21121.69	2.11217

Obs	GFTDONOR0102	GVINTAGEYR0101	DSURVEIL01	MI_CHD0101	ST_CBVD0101	AB0101	ANYCVD0101	RE0101	AB_RE0101	LL0102	DIAB0104	HTN0101
1	LIVING	4.83		N	N	N	N	N	0	1	N	0
2	LIVING	6.52		N	N	N	N	N	0	0	N	0
3	LIVING	14.98		N	N	N	N	N	0	1	N	1
4	CADAVER	4.76		N	N	N	N	N	0	1	Y	1
5	CADAVER	14.47		N	N	N	N	N	0	1	Y	1
6	CADAVER	10.16		N	N	N	N	N	0	0	Y	1
7	LIVING	0.84		N	N	N	N	N	0	0	N	1
8	CADAVER	3.38		N	N	N	N	N	0	1	N	1
9	CADAVER	16.77		N	N	N	N	N	0	1	N	0
10	LIVING	5.02		N	N	N	N	N	0	0	N	1

Obs	RACE0105	RACE0106	RACE0107	GFR0105	GFR0107	CKDST0103	DOD01	HTN0102	FU_YEAR01	ALB0101	ACR0101	ACRLN0101	ACRCAT0101	BP0101
1	White	White	White	37.9390	38.6345	3	08/08/2008	0	5.04312	0.6	10.565	2.35757	10-29	0
2	White	White	White	47.3620	52.2844	3		0	6.74059	0.1	3.224	1.17054	< 10	0
3	White	White	White	40.3036	43.2302	3		1	6.28884	1.5	10.244	2.32667	10-29	1
4	White	White	White	24.4516	25.8426	4	04/20/2008	1	4.97741	0.4	8.494	2.13940	< 10	0
5	White	White	White	47.9485	53.3979	3		1	6.15469	65.8	510.354	6.23511	300+	1
6	Black	Black	Non-White	48.6480	49.7530	3		1	1.64819	11.1	83.421	4.42390	30-299	1

Obs	RACE0105	RACE0106	RACE0107	GFR0105	GFR0107	CKDST0103	DOD01	HTN0102	FU_YEAR01	ALB0101	ACR0101	ACRLN0101	ACRCAT0101	BP0101
7	Black	Black	Non-White	63.7698	65.5500	2	11/14/2006	1	3.46338	29.7	241.739	5.48786	30-299	1
8	White	White	White	36.3118	39.1444	3	04/06/2006	1	2.62286	1.2	9.798	2.28213	< 10	1
9	White	White	White	55.3111	61.1008	2		0	5.17180	0.8	7.020	1.94876	< 10	0
10	White	White	White	49.7415	53.8911	3		1	5.92197	13.1	362.179	5.89214	300+	1

Obs	SUBCOHORT01	C_C_UNIV01	CKDST0104	CKDST0105	ACRLOG20101	AGE0102	GFR0108	CKDST0106	CKDST0107	CKDST0108	LDLCAL0102	LDLCAL0103
1	0	1	4	4	3.40125	66	38.3640	3	4	4	87	2.2533
2	0	1	3	3	1.68873	51	52.2844	3	3	3	91	2.3569
3	1	1	4	4	3.35668	49	43.2302	3	4	4	118	3.0562
4	0	1	5	5	3.08651	55	25.8426	4	5	5	138	3.5742
5	0	1	3	3	8.99536	48	53.3979	3	3	3	99	2.5641
6	0	1	3	3	6.38234	50	49.7530	3	3	3	96	2.4864
7	0	1	2	2	7.91730	55	65.0911	2	2	2	79	2.0461
8	0	1	4	4	3.29242	45	39.1444	3	4	4	64	1.6576
9	0	1	2	2	2.81147	43	61.1008	2	2	2	95	2.4605
10	0	1	3	3	8.50056	49	53.8911	3	3	3	114	2.9526

Obs	LDL_D0103	LDL_D0104	VLDLCAL101	CCR0104	CCR0304	CCR0704	FACT	RS_400
1	87	2.2533	28	1.45194			Yes	No
2	91	2.3569	23	1.16648			No	No
3	118	3.0562	39	1.46741			Yes	No
4	138	3.5742	32	2.16287			No	No
5	99	2.5641	27	1.27833			No	No
6	96	2.4864	35	1.46063			No	No
7	79	2.0461	33	1.49964			No	No
8	64	1.6576	42	1.64005			No	No

Obs	*LDL_D0103*	*LDL_D0104*	*VLDLCAL101*	*CCR0104*	*CCR0304*	*CCR0704*	*FACT*	*RS_400*
9	95	2.4605	14	1.23633			No	No
10	114	2.9526	28	1.27586			Yes	No

PREVIOUS AAA REPAIR/LEAD/RENAL ARTERIAL REVASC AT BASELINE (AB0101 OR RE0101)

AB_RE0101	Frequency	Percent
0	3874	94.26
1	221	5.38
Missing	15	0.36

PREVIOUS AAA REPAIR/LEAD AT BASELINE (RPC7E, 7G, 7H)

AB0101	Frequency	Percent
N	3934	95.72
Y	163	3.97
Missing	13	0.32

Categorized urine albumin creatinine ratio (mcg/mg)

ACRCAT0101	Frequency	Percent
< 10	1085	26.40
10-29	986	23.99
30-299	1252	30.46
300+	497	12.09
Missing	290	7.06

PREVIOUS CVD AT BASELINE (ANY OF MI_CHD0101, ST_CBVD0101, AB0101)

ANYCVD0101	Frequency	Percent
N	3275	79.68
Y	820	19.95
Missing	15	0.36

Stage of CKD-EPI for estimating GFR ml/min/1.73 (m squared), <=90, <90-60, < 60-30, < 30-15, < 15

CKDST0103	Frequency	Percent
1	115	2.80
2	823	20.02
3	2563	62.36
4	505	12.29
5	10	0.24
Missing	94	2.29

Stage of CKD-EPI for estimating GFR ml/min/1.73 (m squared), <=90, <90-60, < 60-45, < 45-30, < 30-15, < 15

CKDST0104	Frequency	Percent
1	115	2.80
2	823	20.02
3	1209	29.42
4	1354	32.94
5	505	12.29
6	10	0.24
Missing	94	2.29

Stage of CKD-EPI for estimating GFR ml/min/1.73 (m squared), <=90, <90-60, < 60-45, < 45-30, < 30

CKDST0105	Frequency	Percent
1	115	2.80
2	823	20.02
3	1209	29.42
4	1354	32.94
5	515	12.53
Missing	94	2.29

Stage of CKD-EPI for estimating GFR ml/min/1.73 (m squared), <=90, <90-60, < 60-30, < 30-15, < 15

CKDST0106	Frequency	Percent
1	115	2.80
2	822	20.00
3	2571	62.55
4	507	12.34
5	10	0.24
Missing	85	2.07

Stage of CKD-EPI for estimating GFR ml/min/1.73 (m squared), <=90, <90-60, < 60-45, < 45-30, < 30-15, < 15

CKDST0107	Frequency	Percent
1	115	2.80
2	822	20.00
3	1211	29.46
4	1360	33.09
5	507	12.34
6	10	0.24
Missing	85	2.07

Stage of CKD-EPI for estimating GFR ml/min/1.73 (m squared), <=90, <90-60, < 60-45, < 45-30, < 30

CKDST0108	Frequency	Percent
1	115	2.80
2	822	20.00
3	1211	29.46
4	1360	33.09
5	517	12.58
Missing	85	2.07

TIME BETWEEN BLOOD CENTRIFUGE AND FREEZER, V1

CN_FRZ0101	Frequency	Percent
1	4050	98.54
2	14	0.34
Missing	46	1.12

PREVALENT CVD, V1

CVD0101	Frequency	Percent
0	3275	79.68
1	820	19.95
Missing	15	0.36

Case-cohort eligible universe

C_C_UNIV01	Frequency	Percent
0	580	14.11
1	3530	85.89

UNCONFIRMED DEATH INCLUDES NON-MISSING DSAB1 LE 6/24/09

DEADUONFF02	Frequency	Percent
0	3617	88.00
1	493	12.00

HISTORY OF DM OR TAKING DM MEDICATION AT BASELINE + DPP-4

DIAB0104	Frequency	Percent
N	2440	59.37
Y	1663	40.46
Missing	7	0.17

HOURS FROM BLOOD DRAW TO CENTRIFUGE, V1

DR_CNT0102_2	Frequency	Percent
1	3920	95.38
2	145	3.53
Missing	45	1.09

MINUTES FROM BLOOD DRAW TO CENTRIFUGE, V1

DR_CNT0102_3	Frequency	Percent
1	886	21.56
2	3034	73.82
3	145	3.53
Missing	45	1.09

HOURS FROM BLOOD DRAW TO CENTRIFUGE, V1

DR_CNT0103_2	Frequency	Percent
1	3920	95.38
2	141	3.43
Missing	49	1.19

ETHNICITY

ETHNIC0101	Frequency	Percent
H	717	17.45
N	3371	82.02
Missing	22	0.54

Enrolled in the FACT study

FACT	Frequency	Percent
No	2761	67.18
Yes	1349	32.82

8-HOUR FASTING STATUS AT BLOOD DRAW, V1

FAST0101	Frequency	Percent
0	2335	56.81
1	1588	38.64
Missing	187	4.55

TIME BETWEEN BLOOD DRAW AND FREEZER, V1

FRZTIME0101	Frequency	Percent
1	3910	95.13
2	150	3.65
Missing	50	1.22

HOURS FROM BLOOD DRAW TO FREEZER, V1

FRZTIME0102	Frequency	Percent
1	3910	95.13
2	146	3.55
Missing	54	1.31

GRAFT DONOR TYPE LIVING VS CADAVER

GFTDONOR0102	Frequency	Percent
CADAVER	2371	57.69
LIVING	1705	41.48
Missing	34	0.83

HYPERTENSIVE BASED ON MEAN BP AND MEDS REVISED

HTN0101	Frequency	Percent
0	328	7.98
1	3778	91.92
Missing	4	0.10

Hypertensive based on first BP and Meds

HTN0102	Frequency	Percent
0	300	7.30
1	3805	92.58
Missing	5	0.12

LIPID LOWERING DRUGS, USING INFORMATION FROM IMSRB14 AND IMSRB15 IF THESE VALUES ARE EITHER 0 OR 1

LL0102	Frequency	Percent
0	1831	44.55
1	2274	55.33
Missing	5	0.12

PREVIOUS MI/CHD AT BASELINE (BASED ON RPC7A AND RPC7B)

MI_CHD0101	Frequency	Percent
N	3530	85.89
Y	566	13.77
Missing	14	0.34

PARTICIPANT RECEIVED PANCREAS TRANSPLANT PRIOR TO V1

PANC0101	Frequency	Percent
N	3740	91.00
Y	364	8.86
Missing	6	0.15

CURRENT SMOKER, CIGARETTE PACK-YEARS, V1

PKYRC0101_4	Frequency	Percent
1	345	8.39
2	85	2.07
3	12	0.29
Missing	3668	89.25

EVER SMOKER, CIGARETTE PACK-YEARS, V1

PKYRE0101_4	Frequency	Percent
1	1191	28.98
2	282	6.86
3	67	1.63
4	31	0.75
Missing	2539	61.78

RACE (BLACK, OTHER OR MIXED, WHITE)

RACE0105	Frequency	Percent
Black	728	17.71
Other	270	6.57
White	3084	75.04
Missing	28	0.68

RACE (BLACK, AM INDIAN, ASIAN, PACIFIC ISLANDER, MIXED, WHITE)

RACE0106	Frequency	Percent
Am Indian or Alas	31	0.75
Asian	97	2.36
Black	728	17.71
Mixed	134	3.26
Native Hawaiian o	8	0.19
White	3084	75.04
Missing	28	0.68

RACE (WHITE & NON-WHITE)

RACE0107	Frequency	Percent
Non-White	998	24.28
White	3084	75.04
Missing	28	0.68

PREVIOUS RENAL ARTERIAL REVASCULARIZATION AT BASELINE (RPC7F)

RE0101	Frequency	Percent
N	4028	98.00
Y	67	1.63
Missing	15	0.36

Member of the random sample of 400 IDs

RS_400	Frequency	Percent
No	3710	90.27
Yes	400	9.73

PREVIOUS STROKE/CBVD AT BASELINE (RPC7C, RPC7D)

ST_CBVD0101	Frequency	Percent
N	3824	93.04
Y	271	6.59
Missing	15	0.36

Member of the subcohort

SUBCOHORT01	Frequency	Percent
0	3580	87.10
1	530	12.90

WITHDRAWAL STATUS

WITHD01	Frequency	Percent
0	3741	91.02
1	369	8.98

Variable	*Label*	*N*	*Mean*	*Median*	*Std Dev*	*Minimum*	*Maximum*
ACR0101	Albumin-to-creatinine ratio (mcg/mg)	3820	182.63	24.99	538.52	1.02	9544.95
ACRLN0101	LN of albumin-to-creatinine ratio	3820	3.49	3.22	1.75	0.02	9.16
ACRLOG20101	Log base 2 of ACR0101	3820	5.03	4.64	2.52	0.03	13.22
AGE0101	AGE, V1	4110	51.92	52.00	9.44	32.00	84.00
AGE0102	Age when baseline labs were drawn	4099	51.90	51.00	9.44	32.00	84.00
ALB0101	Urine Microalbumin with BNL recoded to 0.09 (mg/dL)	3820	16.20	2.40	43.08	0.00	489.00
AVEDIA0102	AVERAGE DIASTOLIC BP UPDATED, V1	4071	78.46	78.00	12.14	35.50	139.00
AVESYS0102	AVERAGE SYSTOLIC BP, V1	4073	136.04	134.00	19.72	70.00	247.50
BMI0102	BODY MASS INDEX, USING DERIVED HT AND WT (KG/(M SQUARED)), V1	3989	29.13	28.08	6.22	15.82	59.57
BMI0103	BODY MASS INDEX, (KG/(M SQ)), V1 (USING FU HT IF BASELINE HT IS MISSING)	4051	29.17	28.13	6.24	15.84	57.51
BMI0104	BMI104 1=LESS THAN 18.5, 2=18.5-24.9, 3=25-29.9, 4=30 OR GREATER USING BMI103	4051	3.10	3.00	0.81	1.00	4.00
BSA0103	BODY SURFACE AREA (CM SQUARED), V1)	3989	19589.14	19525.97	2474.99	11094.89	29180.23
BSA0104	BODY SURFACE AREA (M SQUARED), V1)	3989	1.96	1.95	0.25	1.11	2.92
CCR0104	CCR STANDARDIZED, V1	3914	1.48	1.40	0.50	0.35	6.13
CN_FRZ_C0101	TIME BETWEEN BLOOD CENTRIFUGE AND FREEZER, V1 (HOURS:MINUTES)	4065	2870.30	2220.00	3177.48	-82500.00	49200.00
DR_CNT_C0101	TIME BETWEEN BLOOD DRAW AND CENTRIFUGE, V1 (HOURS:MINUTES)	4067	4149.25	2520.00	18736.61	-36000.00	865980.00
DR_CNT0101	TIME BETWEEN BLOOD DRAW AND CENTRIFUGE, V1	4065	2.70	3.00	1.06	1.00	5.00
FRZTIME_C0101	TIME BETWEEN BLOOD DRAW AND FREEZER, V1 (HOURS:MINUTES)	4062	7023.15	5400.00	18959.91	-33000.00	868080.00
FU_YEAR01	Follw-up time (years)	4110	3.97	3.79	1.56	0.00	6.83
GFR0105	MDRD AFTER CALIBRATION FOR ESTIMATING GFR, V1	4016	45.77	43.46	16.48	9.36	221.73
GFR0108	CKD-EPI for estimating GFR ml/min/1.73 (m squared)	4025	48.80	46.38	17.72	9.48	131.85
GFR0107	CKD-EPI FOR ESTIMATING GFR	4016	48.85	46.38	17.74	9.48	131.85
GVINTAGEYR0101	CURRENT GRAFT VINTAGE IN YRS	4090	5.47	4.03	5.03	0.34	46.18
HT0102	HEIGHT (CM), V1	3999	170.50	170.18	10.34	124.46	205.74
LDLCAL0102	Calculated LDL (mg/dl) if Triglycerides mg/dl < = 400	3676	100.44	97.00	33.81	6.00	317.00
LDLCAL0103	Calculated LDL (mmol/L) if Triglycerides mg/dl < = 400	3676	2.60	2.51	0.88	0.16	8.21
LDL_D0103	Derived from Direct LDL if Trig mg/dl > 400 and Calculated LDL if Trig mg/dl <=400, version 3	3910	100.96	97.00	34.45	6.00	380.00
LDL_D0104	Derived from Direct LDL if Trig mg/dl > 400 and Calculated LDL if Trig mg/dl <=400, version 4	3910	2.61	2.51	0.89	0.16	9.84
MOVE0102	MOVING ACTIVITY, V1 (VERSION 2)	4053	9.96	9.00	3.93	0.00	15.00
PASUM0102	PHYSICAL ACTIVITY SUMMARY SCORE INCLUDING STANDING, V1	1647	39.92	37.00	20.64	0.00	135.00
PKYRC0101	CURRENT SMOKER, CIGARETTE PACK-YEARS, V1 (CONTINUOUS)	445	16.33	12.30	14.41	0.00	72.00
PKYRE0101	EVER SMOKER, CIGARETTE PACK-YEARS, V1 (CONTINUOUS)	1582	17.99	10.35	21.22	0.00	185.00
SIT0102	SITTING ACTIVITY, V1 (VERSION 2)	4061	2.32	2.00	0.98	0.00	4.00
STAND0101	STANDING ACTIVITY, V1 (VERSION 1)	1659	5.46	6.00	3.19	0.00	10.00
VIGOR0102	VIGOROUS ACTIVITY, V1 (VERSION 2)	4066	10.33	5.00	14.24	0.00	60.00
VLDLCAL101	CALCULATED VLDL	3914	39.75	33.00	36.47	4.00	1552.00
WALK0102	WALKING ACTIVITY, V1 (VERSION 2)	4052	11.82	8.00	12.00	0.00	48.00
WT0102	WEIGHT (KG), V1	4086	84.87	82.63	20.11	34.05	184.78

NIDDK Closure Data Dictionary - Based on data retrieved May 17, 2010

RAND_DERV : Albumin-to-creatinine ratio (mcg/mg)

	N	%
Missing Values	290	7.1

Quantiles	
Min	1.0
1%	1.2
5%	3.1
10%	4.3
25% Q1	8.7
50% Med	25.0
75% Q3	102.1
90%	400.7
95%	925.6
99%	2595.7
Max	9545.0

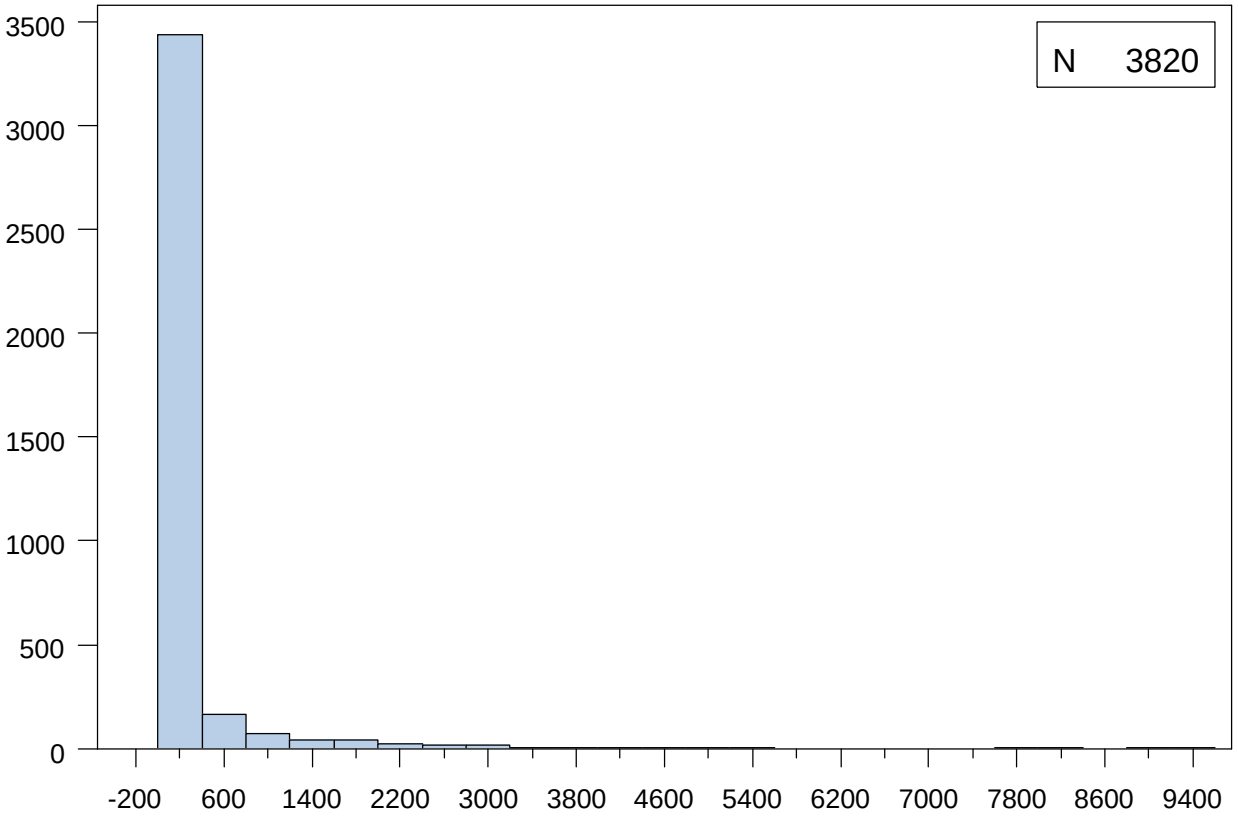

Extremes	
Lowest	N
1.0	1
1.1	1
1.1	33
1.1	1
1.2	1
Highest	N
5413.3	1
7688.2	1
8084.0	1
8978.6	1
9545.0	1

Mean	182.6	Median	25.0	Mode	1.1
Standard Deviation	538.5	Interquartile Range	93.4	Range	9543.9

NIDDK Closure Data Dictionary - Based on data retrieved May 17, 2010

RAND_DERV : LN of albumin-to-creatinine ratio

	N	%
Missing Values	290	7.1

Quantiles	
Min	0.0
1%	0.2
5%	1.1
10%	1.5
25% Q1	2.2
50% Med	3.2
75% Q3	4.6
90%	6.0
95%	6.8
99%	7.9
Max	9.2

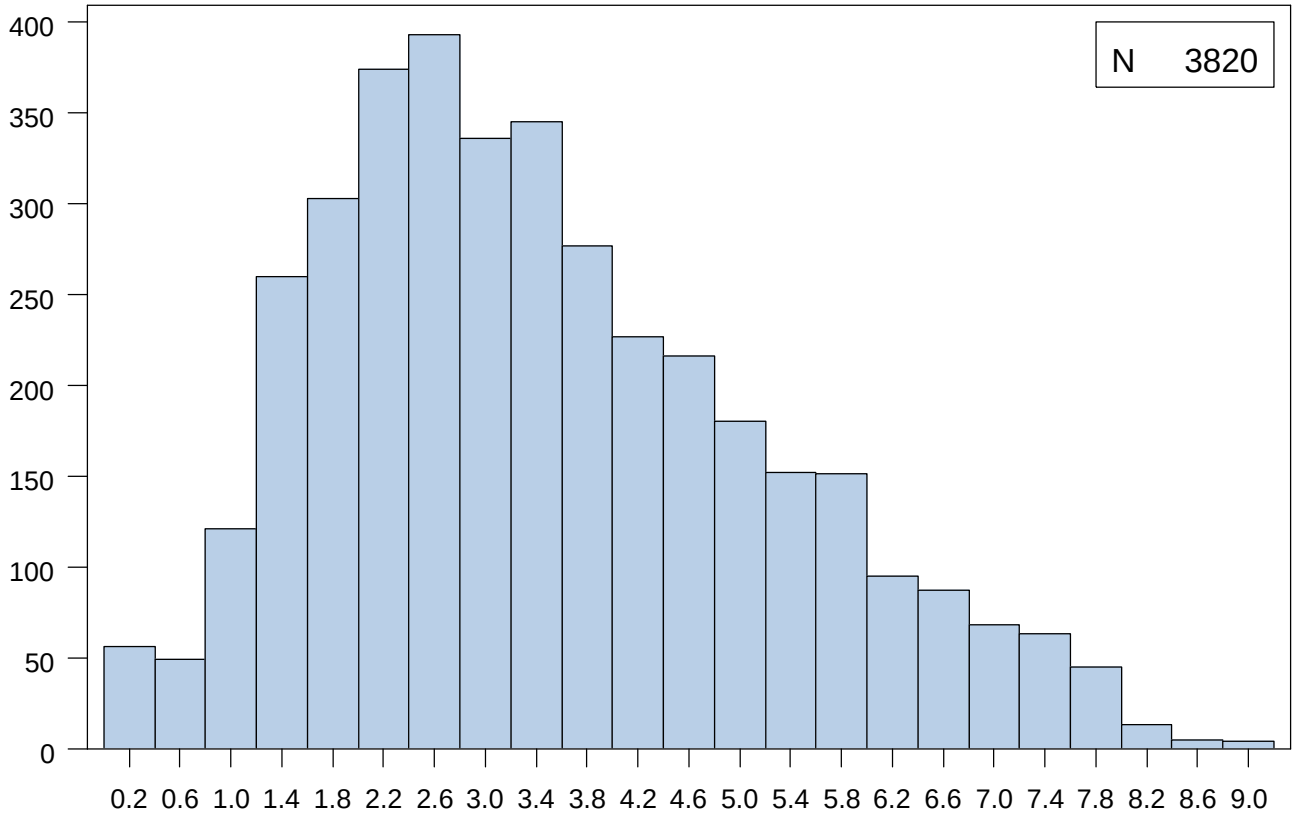

Extremes	
Lowest	N
0.0	1
0.1	1
0.1	33
0.1	1
0.2	1
Highest	N
8.6	1
8.9	1
9.0	1
9.1	1
9.2	1

Mean	3.5	Median	3.2	Mode	0.1
Standard Deviation	1.7	Interquartile Range	2.5	Range	9.1

NIDDK Closure Data Dictionary - Based on data retrieved May 17, 2010

RAND_DERV : Log base 2 of ACR0101

	N	%
Missing Values	290	7.1

Quantiles	
Min	0.0
1%	0.3
5%	1.6
10%	2.1
25% Q1	3.1
50% Med	4.6
75% Q3	6.7
90%	8.6
95%	9.9
99%	11.3
Max	13.2

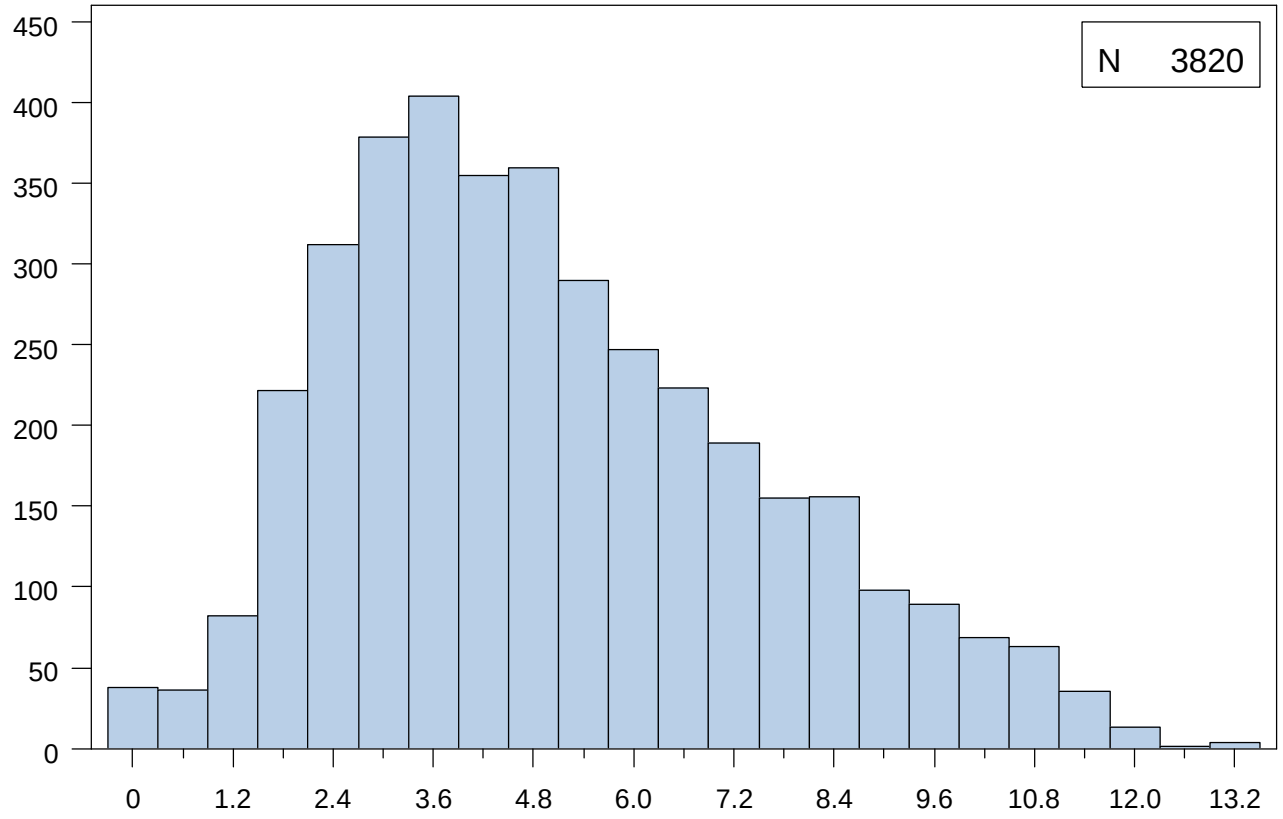

Extremes	
Lowest	N
0.0	1
0.1	1
0.1	33
0.2	1
0.3	1
Highest	N
12.4	1
12.9	1
13.0	1
13.1	1
13.2	1

Mean	5.0	Median	4.6	Mode	0.1
Standard Deviation	2.5	Interquartile Range	3.6	Range	13.2

RAND_DERV : AGE V1

	N	%
Missing Values	0	0.0

Quantiles	
Min	32.0
1%	35.0
5%	37.0
10%	40.0
25% Q1	45.0
50% Med	52.0
75% Q3	59.0
90%	65.0
95%	69.0
99%	73.0
Max	84.0

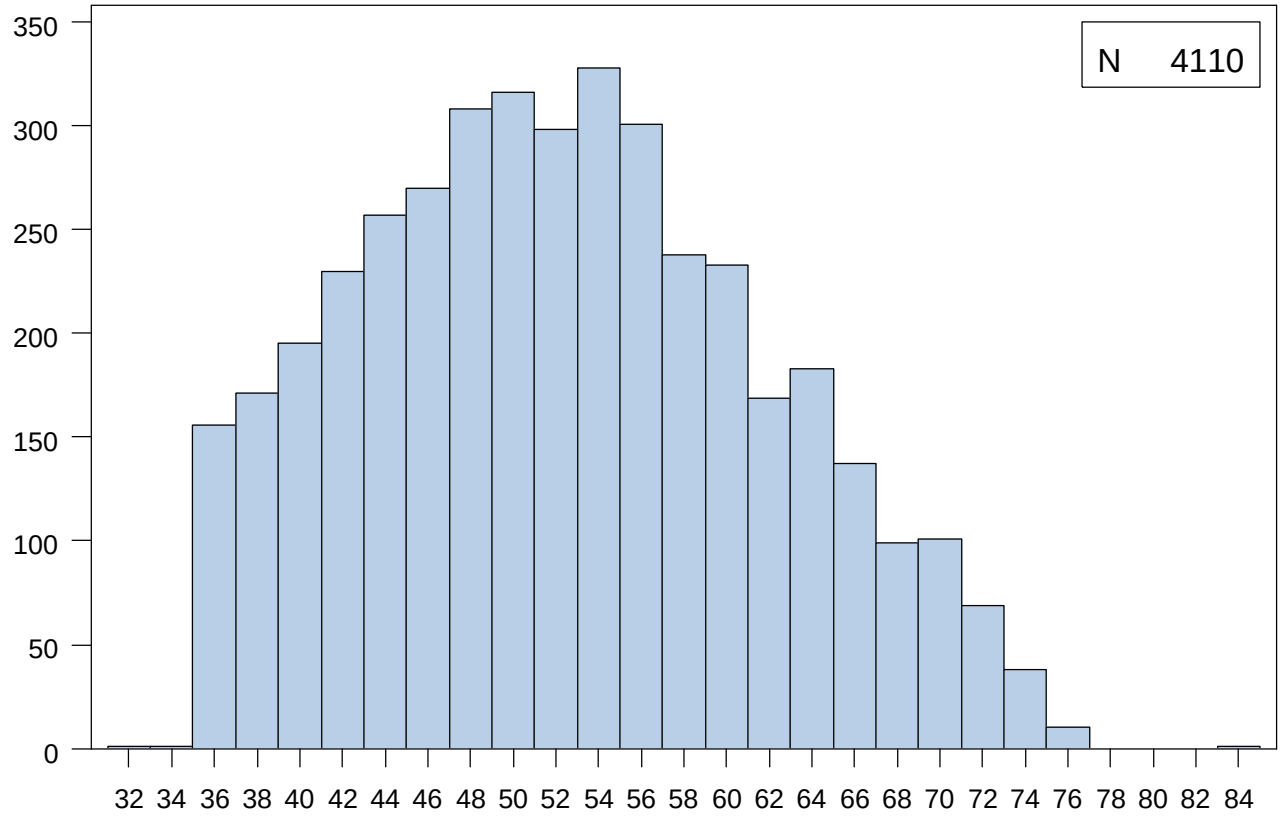

Extremes	
Lowest	N
32.0	1
34.0	1
35.0	77
36.0	79
37.0	81
Highest	N
72.0	31
73.0	25
74.0	13
75.0	10
84.0	1

Mean	51.9	Median	52.0	Mode	53.0
Standard Deviation	9.4	Interquartile Range	14.0	Range	52.0

NIDDK Closure Data Dictionary - Based on data retrieved May 17, 2010

RAND_DERV : Age when baseline labs were drawn

	N	%
Missing Values	11	0.3

Quantiles	
Min	32.0
1%	35.0
5%	37.0
10%	39.0
25% Q1	45.0
50% Med	51.0
75% Q3	59.0
90%	65.0
95%	69.0
99%	73.0
Max	84.0

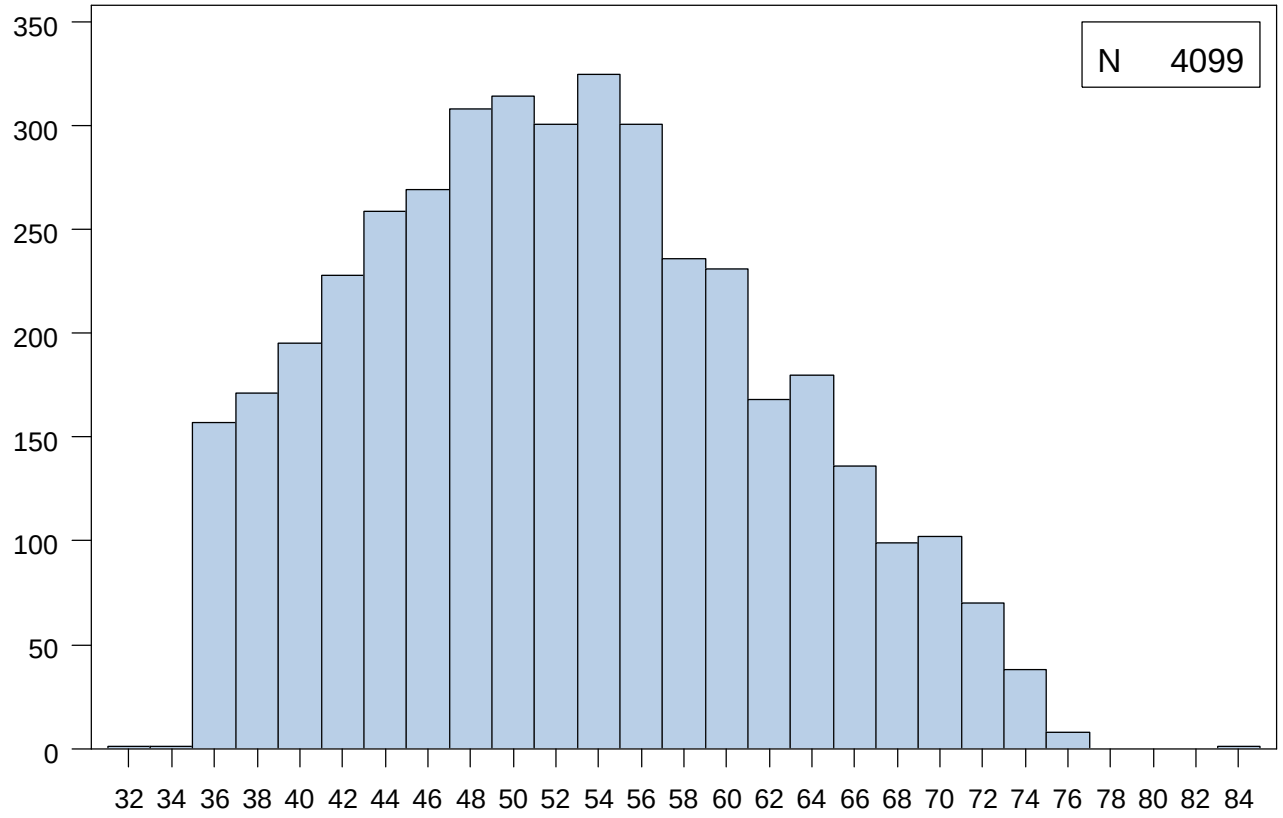

Extremes	
Lowest	N
32.0	1
34.0	1
35.0	77
36.0	80
37.0	82
Highest	N
72.0	33
73.0	23
74.0	15
75.0	8
84.0	1

Mean	51.9	Median	51.0	Mode	47.0
Standard Deviation	9.4	Interquartile Range	14.0	Range	52.0

NIDDK Closure Data Dictionary - Based on data retrieved May 17, 2010

RAND_DERV : Urine Microalbumin with BNL recoded to 0.09 (mg/dL)

	N	%
Missing Values	290	7.1

Quantiles	
Min	0.0
1%	0.1
5%	0.2
10%	0.4
25% Q1	0.8
50% Med	2.4
75% Q3	9.8
90%	38.5
95%	77.6
99%	235.9
Max	489.0

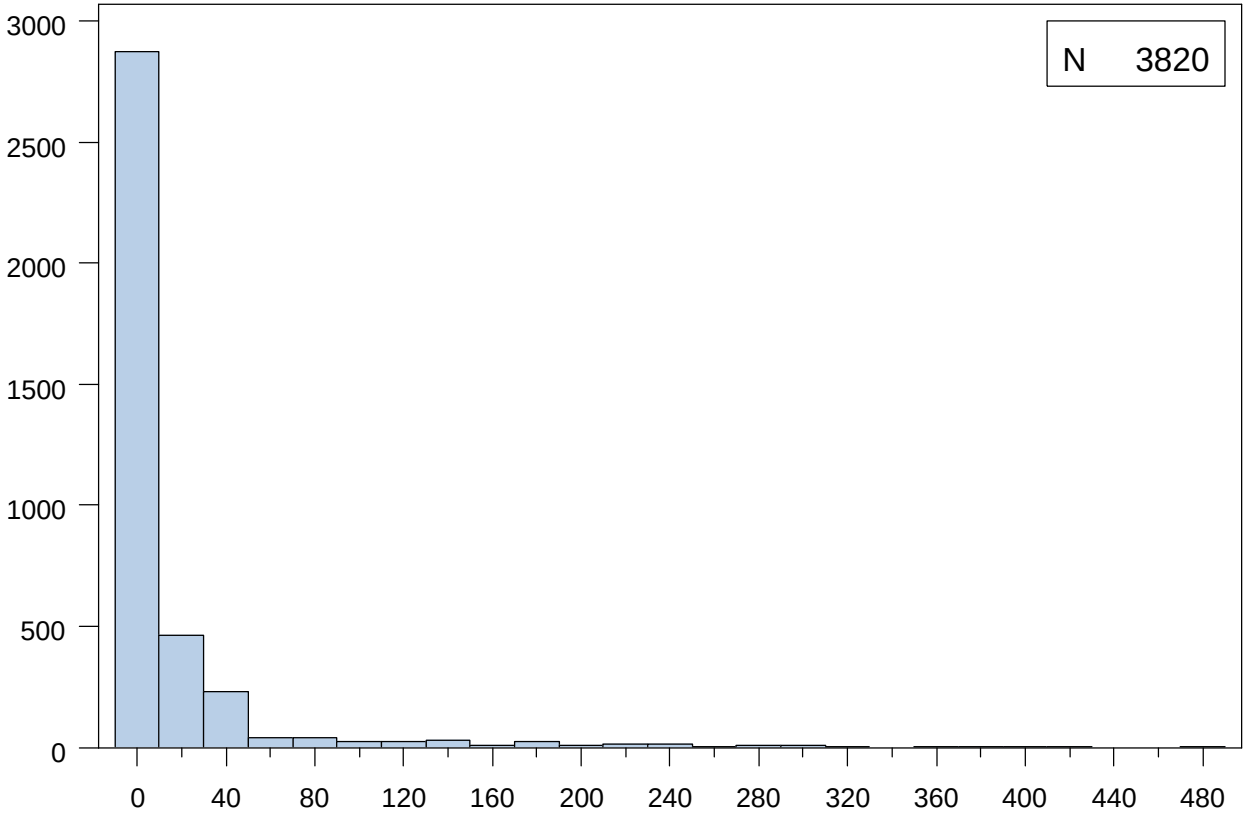

Extremes	
Lowest	N
0.0	26
0.1	4
0.1	93
0.2	115
0.3	144
Highest	N
400.4	1
415.1	1
418.6	1
420.7	1
489.0	1

Mean	16.2	Median	2.4	Mode	0.4
Standard Deviation	43.1	Interquartile Range	9.0	Range	489.0

RAND_DERV : AVERAGE DIASTOLIC BP UPDATED V1

	N	%
Missing Values	39	0.9

Quantiles	
Min	35.5
1%	52.5
5%	60.0
10%	63.0
25% Q1	70.0
50% Med	78.0
75% Q3	85.5
90%	94.0
95%	99.0
99%	111.5
Max	139.0

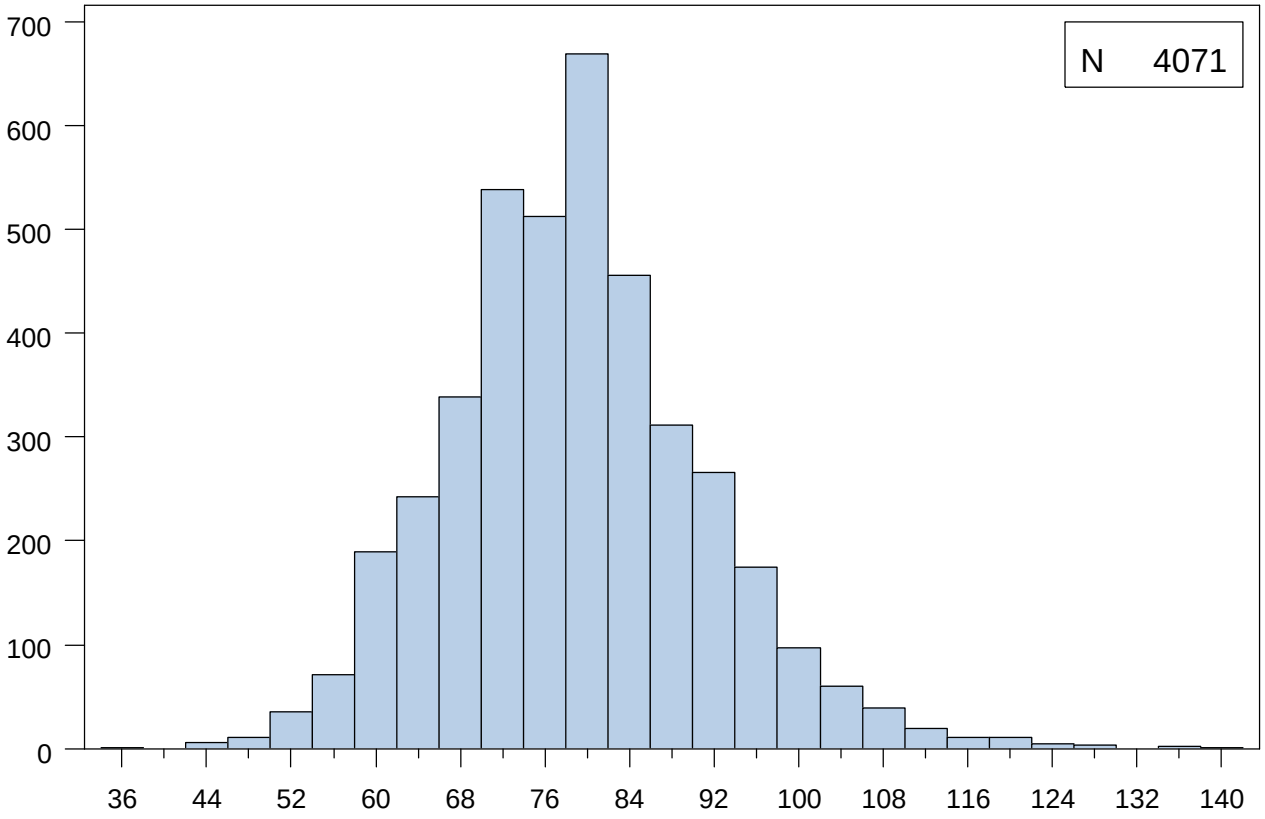

Extremes	
Lowest	N
35.5	1
42.5	1
43.0	2
43.5	1
44.0	1
Highest	N
127.5	1
128.0	2
135.5	1
136.5	1
139.0	1

Mean	78.5	Median	78.0	Mode	80.0
Standard Deviation	12.1	Interquartile Range	15.5	Range	103.5

NIDDK Closure Data Dictionary - Based on data retrieved May 17, 2010

RAND_DERV : AVERAGE SYSTOLIC BP V1

	N	%
Missing Values	37	0.9

Quantiles	
Min	70.0
1%	98.0
5%	108.0
10%	113.0
25% Q1	122.0
50% Med	134.0
75% Q3	147.5
90%	161.0
95%	171.0
99%	191.5
Max	247.5

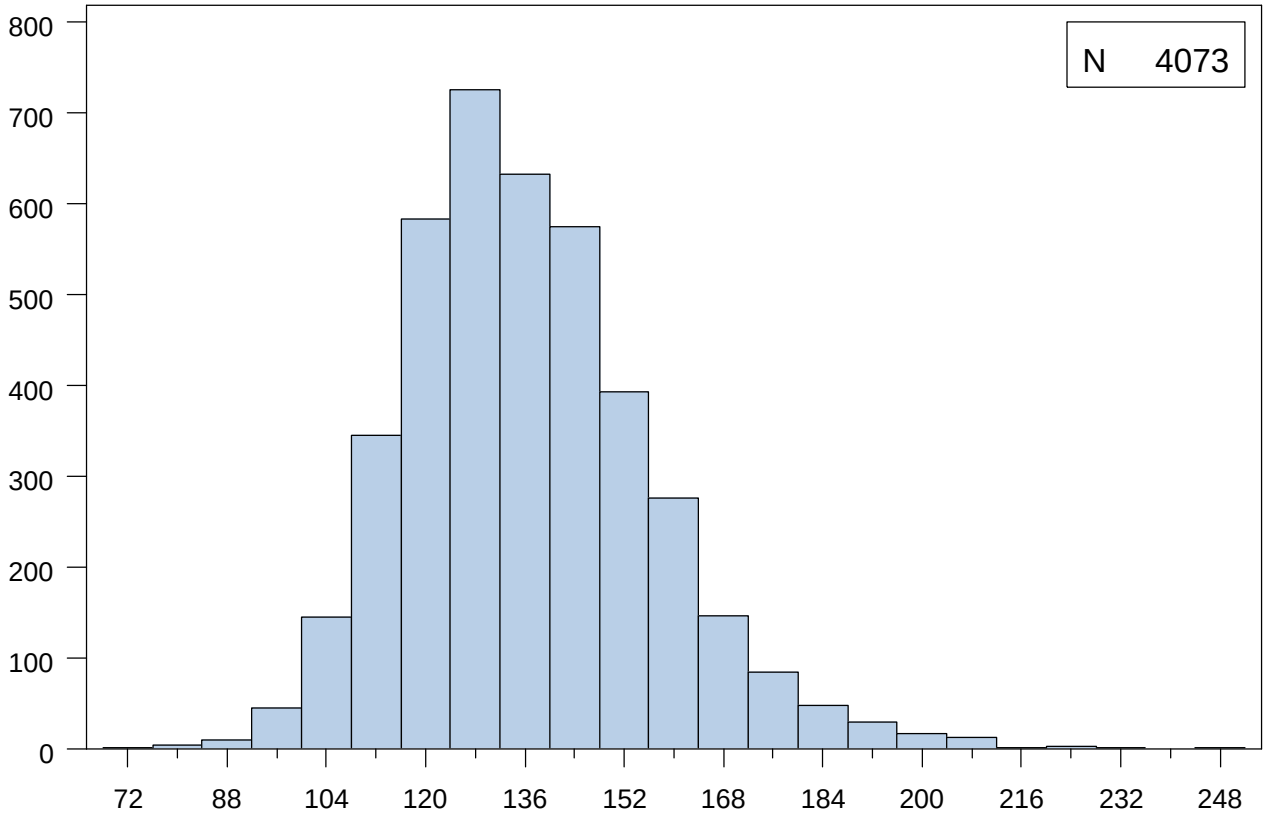

Extremes	
Lowest	N
70.0	1
78.0	1
80.0	2
85.0	2
87.0	1
Highest	N
215.0	1
220.0	1
224.0	1
229.5	1
247.5	1

Mean	136.0	Median	134.0	Mode	130.0
Standard Deviation	19.7	Interquartile Range	25.5	Range	177.5

Job FV186108a by UCCKXJ on 25SEP13 20:23

RAND_DERV : BODY MASS INDEX USING DERIVED HT AND WT (KG/(M SQUARED)) V1

	N	%
Missing Values	121	2.9

Quantiles	
Min	15.8
1%	18.6
5%	20.8
10%	22.2
25% Q1	24.7
50% Med	28.1
75% Q3	32.5
90%	37.8
95%	40.9
99%	47.7
Max	59.6

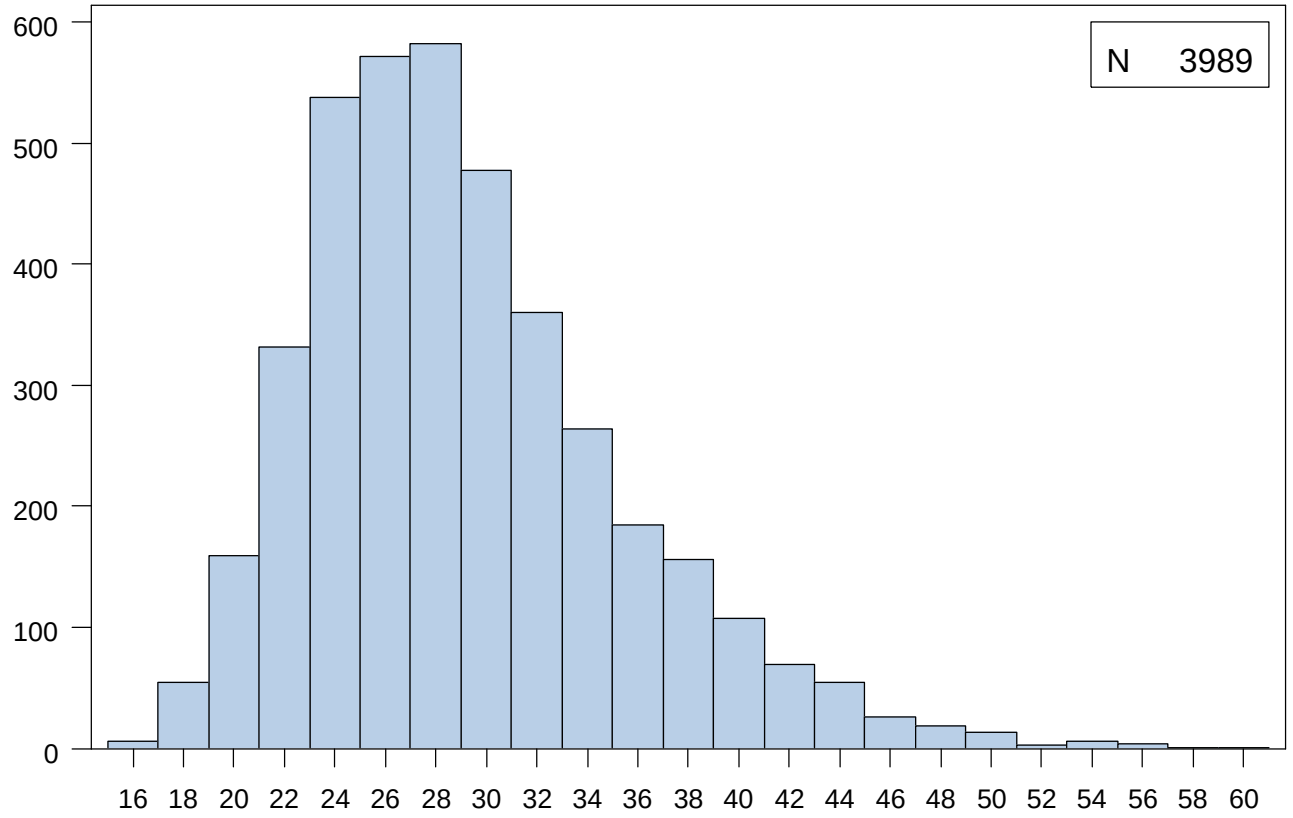

Extremes	
Lowest	N
15.8	1
15.8	1
16.0	1
16.6	1
16.8	1
Highest	N
56.7	1
56.8	1
56.8	1
57.9	1
59.6	1

Mean	29.1	Median	28.1	Mode	25.1
Standard Deviation	6.2	Interquartile Range	7.8	Range	43.7

RAND_DERV : BODY MASS INDEX (KG/(M SQUARED)) V1 (USING FU HEIGHT IF BASELINE HEIGHT IS MISSING)

	N	%
Missing Values	59	1.4

Quantiles	
Min	15.8
1%	18.7
5%	20.7
10%	22.2
25% Q1	24.7
50% Med	28.1
75% Q3	32.5
90%	37.9
95%	41.1
99%	47.4
Max	57.5

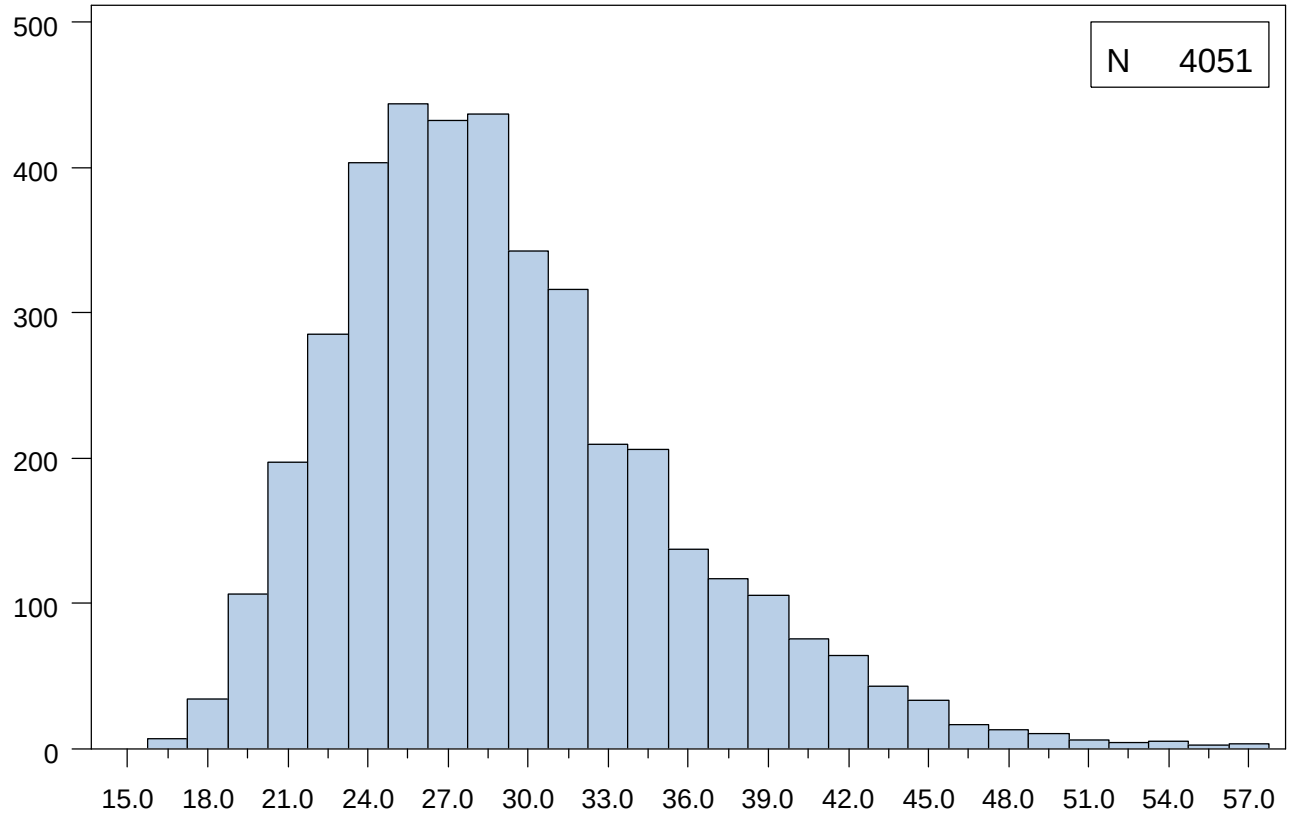

Extremes	
Lowest	N
15.8	1
15.9	1
16.4	1
16.5	1
16.6	1
Highest	N
55.2	1
56.0	1
56.8	1
56.9	1
57.5	1

Mean	29.2	Median	28.1	Mode	23.9
Standard Deviation	6.2	Interquartile Range	7.8	Range	41.7

RAND_DERV : BMI104 1=LESS THAN 18.5 2=18.5-24.9 3=25-29.9 4=30 OR GREATER USING BMI103

	N	%
Missing Values	59	1.4

Quantiles	
Min	1.0
1%	2.0
5%	2.0
10%	2.0
25% Q1	2.0
50% Med	3.0
75% Q3	4.0
90%	4.0
95%	4.0
99%	4.0
Max	4.0

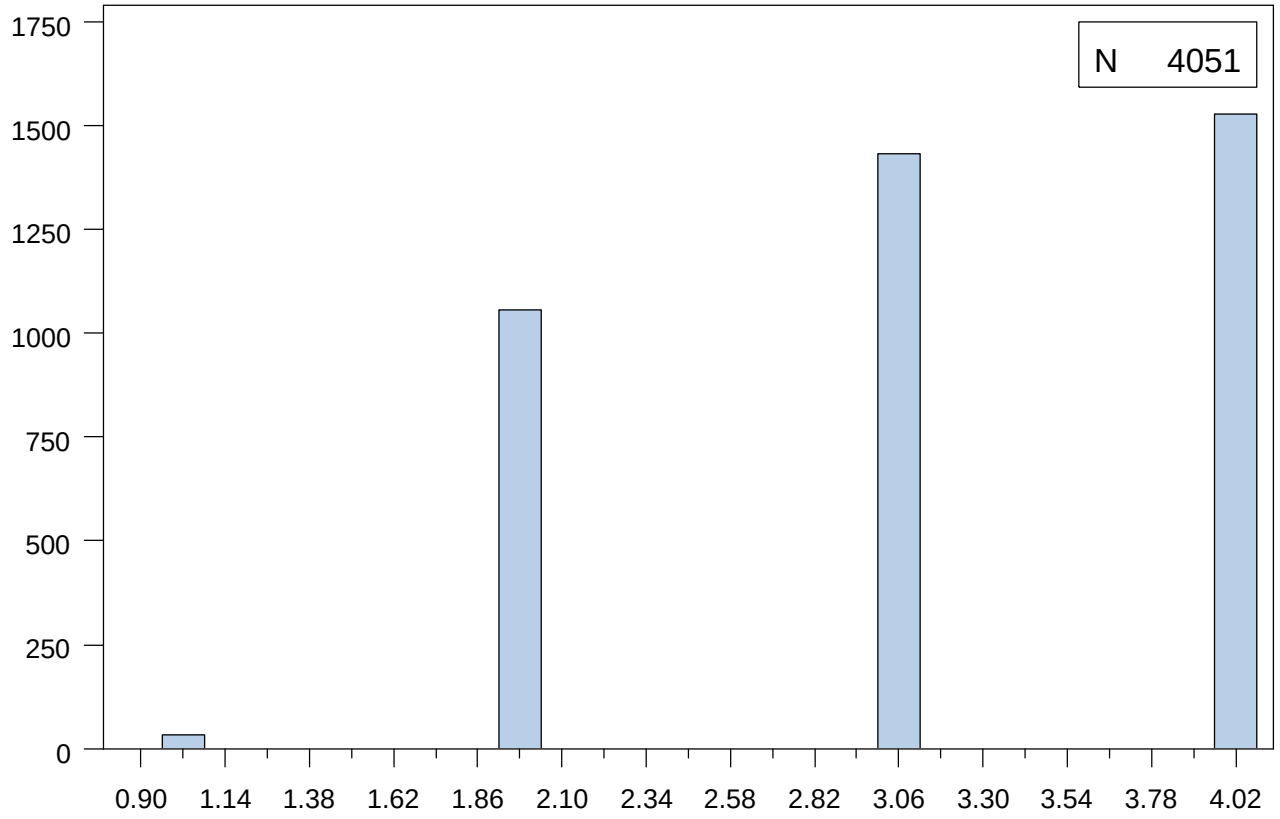

Extremes	
Lowest	N
1.0	32
2.0	1056
3.0	1434
4.0	1529
Highest	N

Mean	3.1	Median	3.0	Mode	4.0
Standard Deviation	0.8	Interquartile Range	2.0	Range	3.0

NIDDK Closure Data Dictionary - Based on data retrieved May 17, 2010

RAND_DERV : BODY SURFACE AREA (CM SQUARED) V1

	N	%
Missing Values	121	2.9

Quantiles	
Min	11095
1%	14527
5%	15685
10%	16472
25% Q1	17806
50% Med	19526
75% Q3	21232
90%	22820
95%	23865
99%	25767
Max	29180

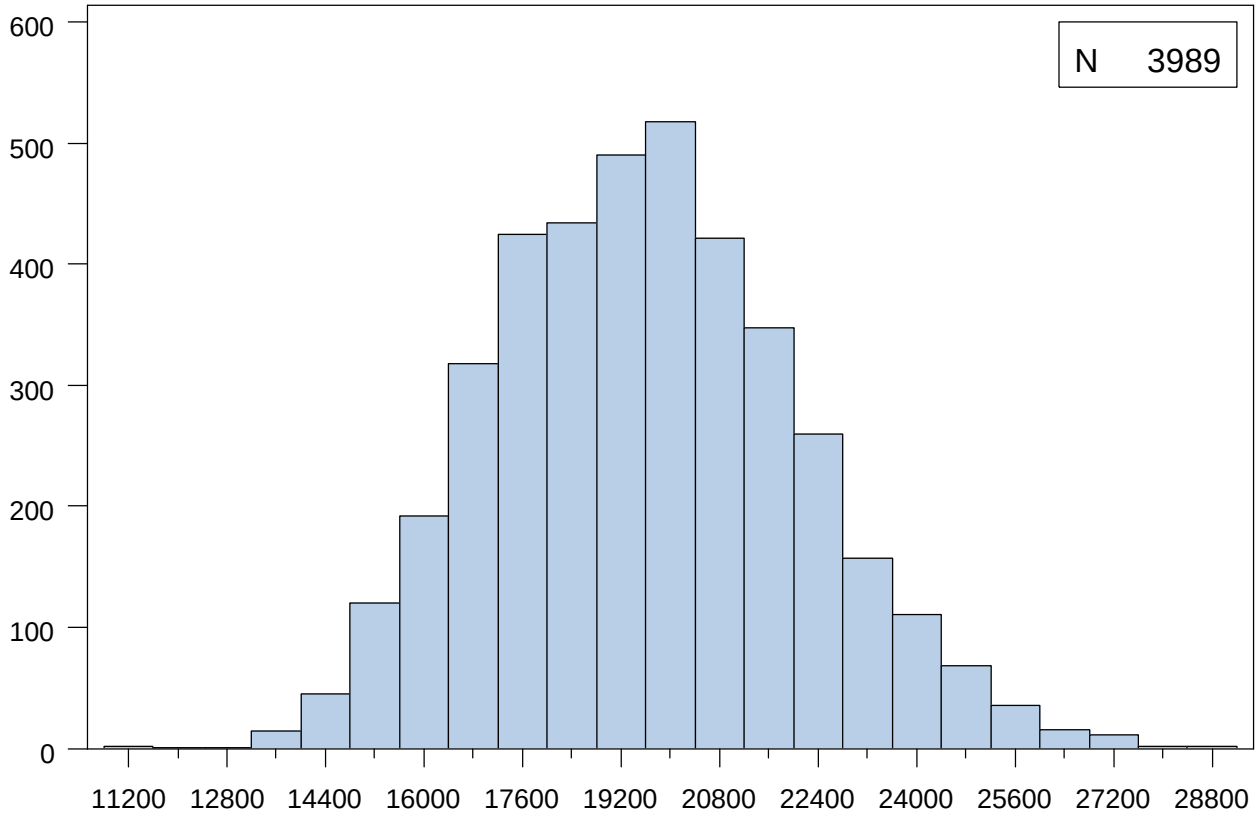

Extremes	
Lowest	N
11095	1
11524	1
11965	1
13102	1
13299	1
Highest	N
27432	1
27765	1
28105	1
28534	1
29180	1

Mean	19589	Median	19526	Mode	19343
Standard Deviation	2475.0	Interquartile Range	3426.4	Range	18085

NIDDK Closure Data Dictionary - Based on data retrieved May 17, 2010

RAND_DERV : BODY SURFACE AREA (M SQUARED) V1

	N	%
Missing Values	121	2.9

Quantiles	
Min	1.1
1%	1.5
5%	1.6
10%	1.6
25% Q1	1.8
50% Med	2.0
75% Q3	2.1
90%	2.3
95%	2.4
99%	2.6
Max	2.9

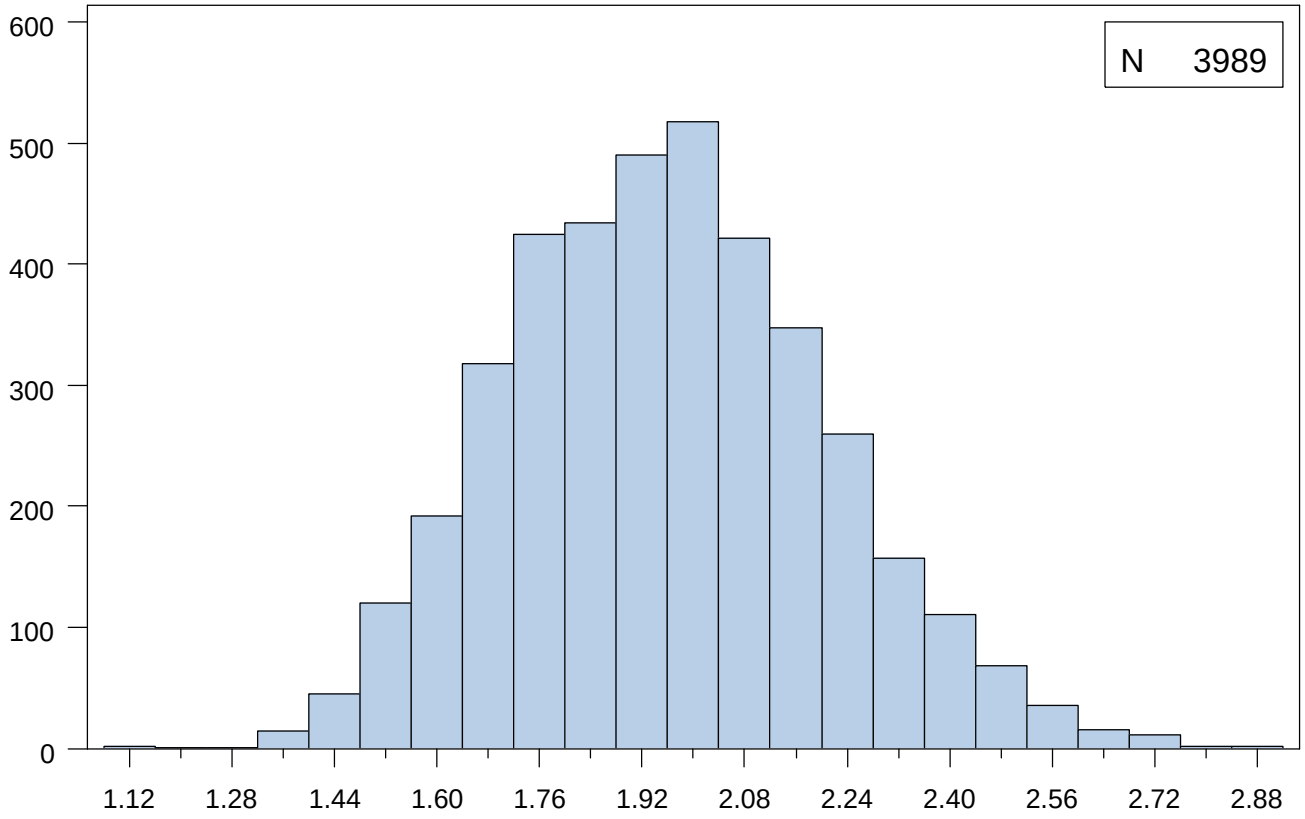

Extremes	
Lowest	N
1.1	1
1.2	1
1.2	1
1.3	1
1.3	1
Highest	N
2.7	1
2.8	1
2.8	1
2.9	1
2.9	1

Mean	2.0	Median	2.0	Mode	1.9
Standard Deviation	0.2	Interquartile Range	0.3	Range	1.8

NIDDK Closure Data Dictionary - Based on data retrieved May 17, 2010

RAND_DERV : CCR STANDARDIZED V1

	N	%
Missing Values	196	4.8

Quantiles	
Min	0.4
1%	0.7
5%	0.9
10%	1.0
25% Q1	1.1
50% Med	1.4
75% Q3	1.7
90%	2.1
95%	2.4
99%	3.0
Max	6.1

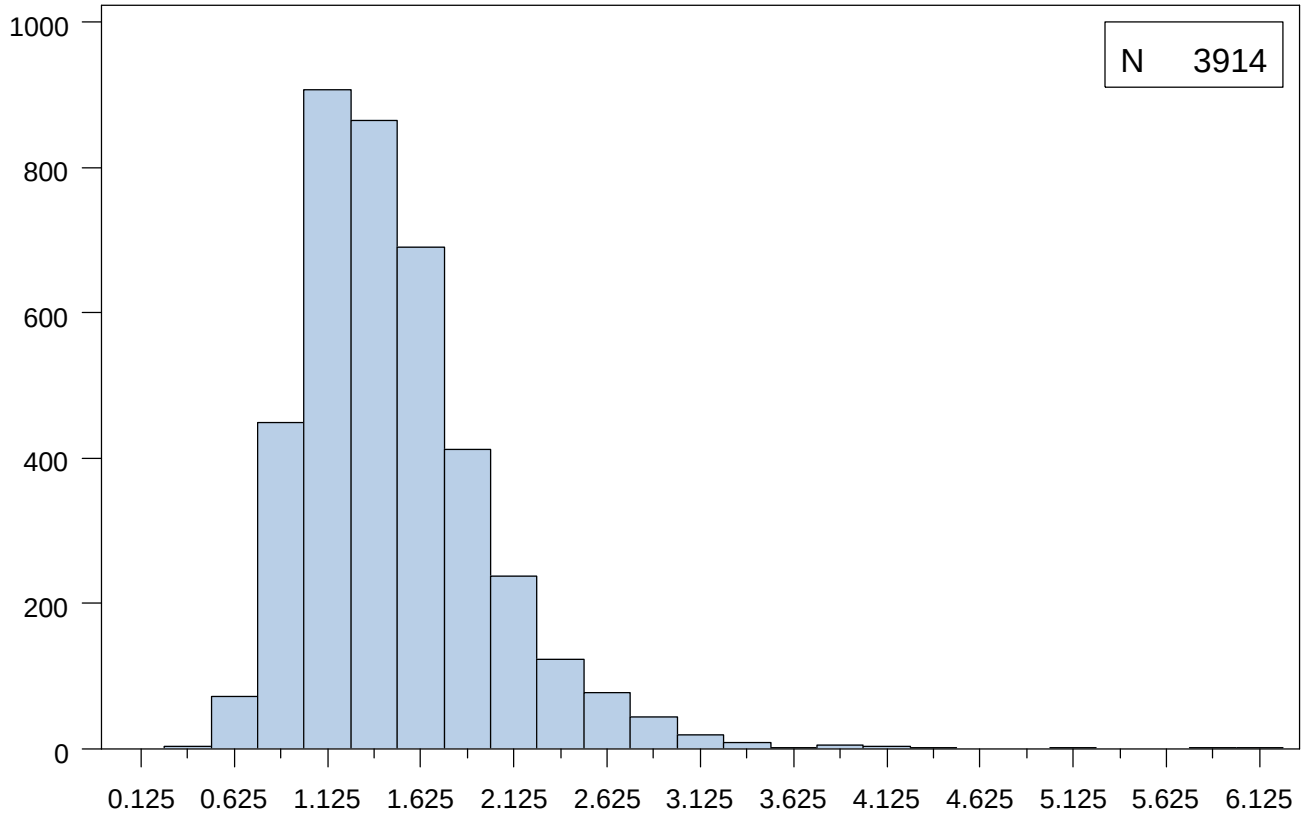

Extremes	
Lowest	N
0.4	1
0.4	1
0.5	1
0.5	1
0.6	1
Highest	N
4.2	1
4.3	1
5.1	1
5.8	1
6.1	1

Mean	1.5	Median	1.4	Mode	1.0
Standard Deviation	0.5	Interquartile Range	0.6	Range	5.8

Job FV186108a by UCCKXJ on 25SEP13 20:23

RAND_DERV : TIME BETWEEN BLOOD CENTRIFUGE AND FREEZER V1 (HOURS:MINUTES)

	N	%
Missing Values	45	1.1

Quantiles	
Min	-82500
1%	900.0
5%	1200.0
10%	1440.0
25% Q1	1800.0
50% Med	2220.0
75% Q3	3420.0
90%	5100.0
95%	6000.0
99%	9000.0
Max	49200

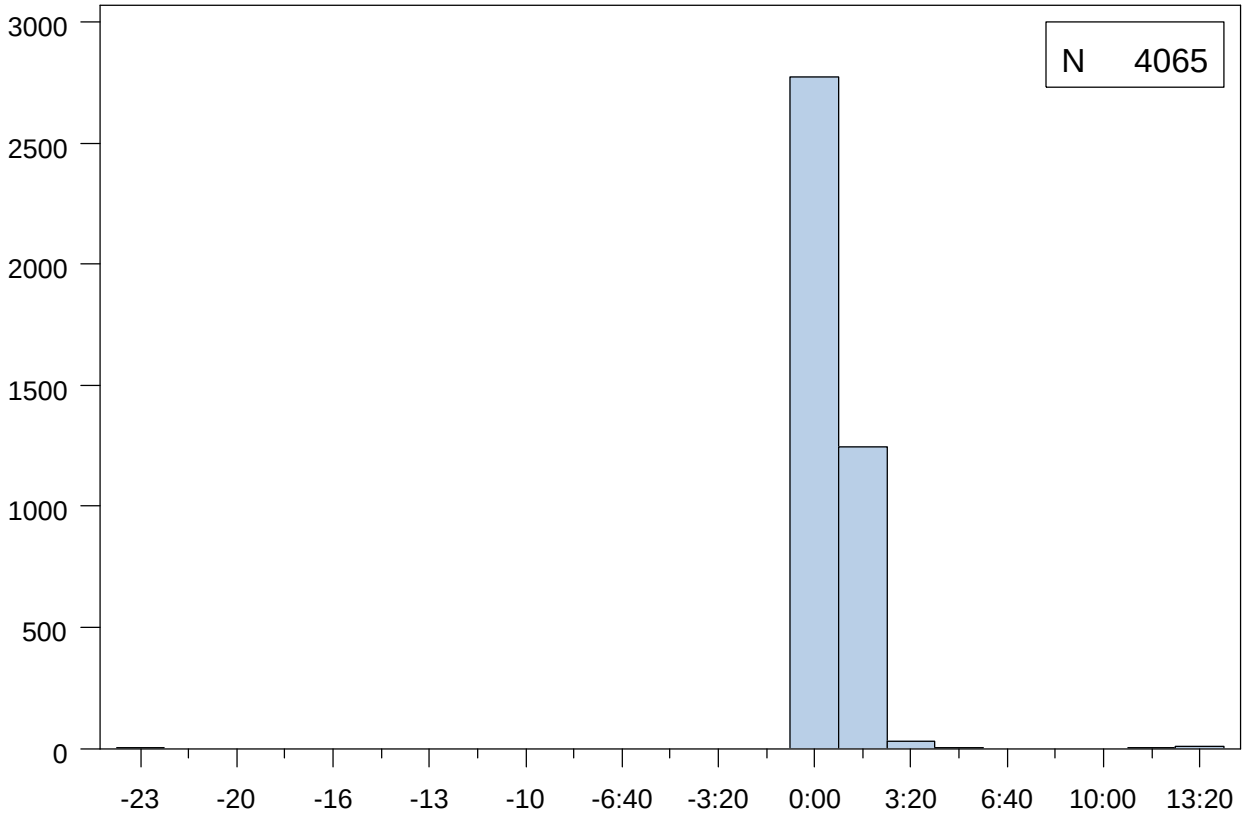

Extremes	
Lowest	N
-82500	1
0.0	4
300.0	1
600.0	4
660.0	1
Highest	N
45060	1
45600	2
45900	2
46200	1
49200	1

Mean	2870.3	Median	2220.0	Mode	1800.0
Standard Deviation	3177.5	Interquartile Range	1620.0	Range	131700

RAND_DERV : TIME BETWEEN BLOOD DRAW AND CENTRIFUGE V1 (HOURS:MINUTES)

	N	%
Missing Values	43	1.0

Quantiles	
Min	-36000
1%	0.0
5%	300.0
10%	600.0
25% Q1	1440.0
50% Med	2520.0
75% Q3	5100.0
90%	8100.0
95%	10500
99%	15300
Max	865980

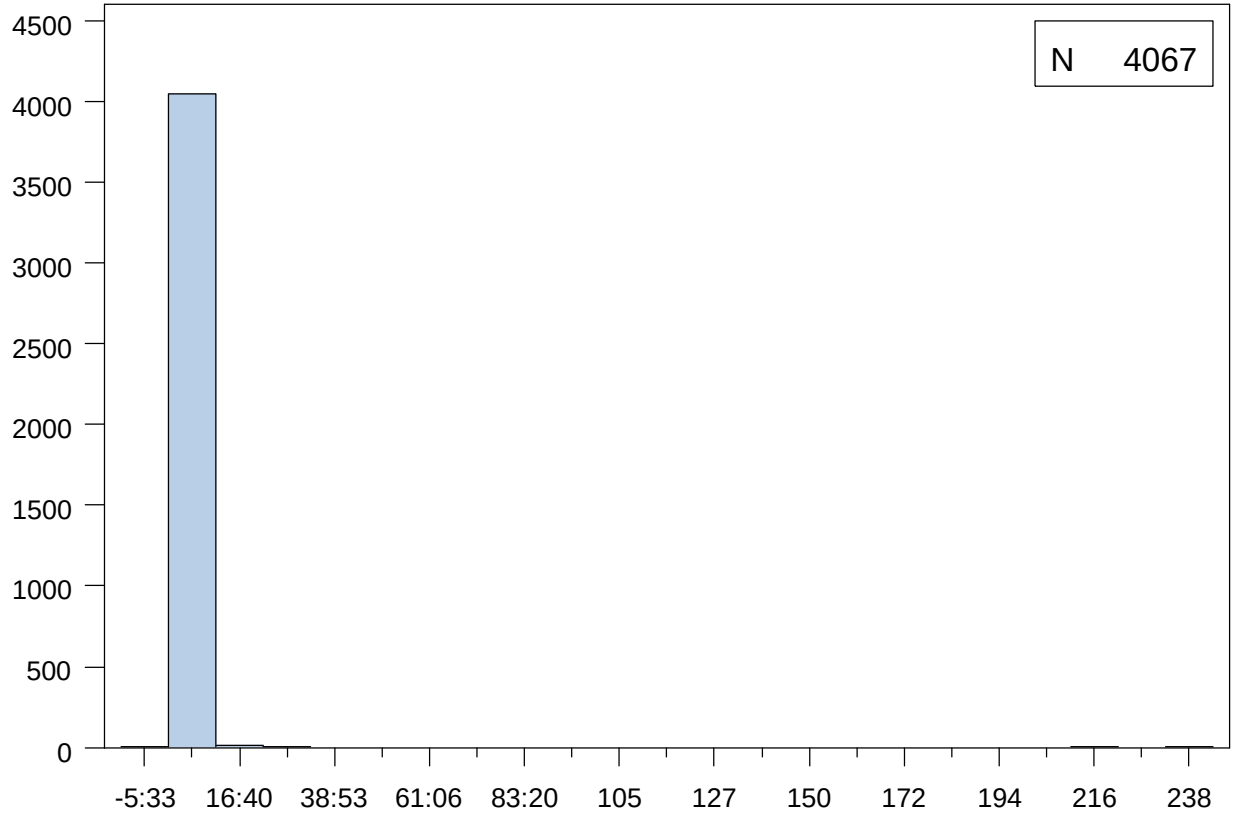

Extremes	
Lowest	N
-36000	1
-1800	1
0.0	61
60.0	4
120.0	23
Highest	N
54060	1
89460	1
90900	1
783180	1
865980	1

Mean	4149.3	Median	2520.0	Mode	1800.0
Standard Deviation	18737	Interquartile Range	3660.0	Range	901980

NIDDK Closure Data Dictionary - Based on data retrieved May 17, 2010

RAND_DERV : TIME BETWEEN BLOOD DRAW AND CENTRIFUGE V1

	N	%
Missing Values	45	1.1

Quantiles	
Min	1.0
1%	1.0
5%	1.0
10%	1.0
25% Q1	2.0
50% Med	3.0
75% Q3	3.0
90%	4.0
95%	4.0
99%	5.0
Max	5.0

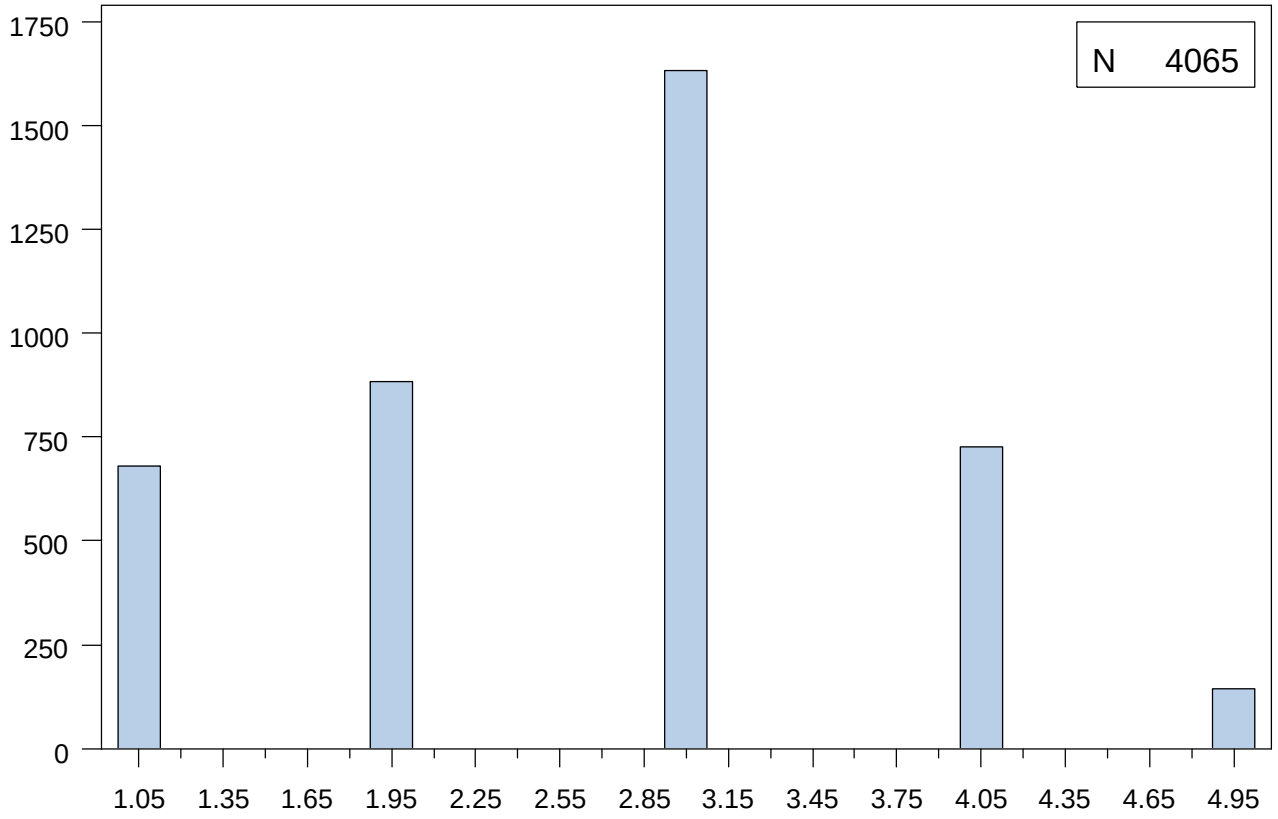

Extremes	
Lowest	N
1.0	679
2.0	884
3.0	1632
4.0	725
5.0	145
Highest	N

Mean	2.7	Median	3.0	Mode	3.0
Standard Deviation	1.1	Interquartile Range	1.0	Range	4.0

NIDDK Closure Data Dictionary - Based on data retrieved May 17, 2010

RAND_DERV : TIME BETWEEN BLOOD DRAW AND FREEZER V1 (HOURS:MINUTES)

	N	%
Missing Values	48	1.2

Quantiles	
Min	-33000
1%	1500.0
5%	2100.0
10%	2700.0
25% Q1	3600.0
50% Med	5400.0
75% Q3	8460.0
90%	11820
95%	13800
99%	19800
Max	868080

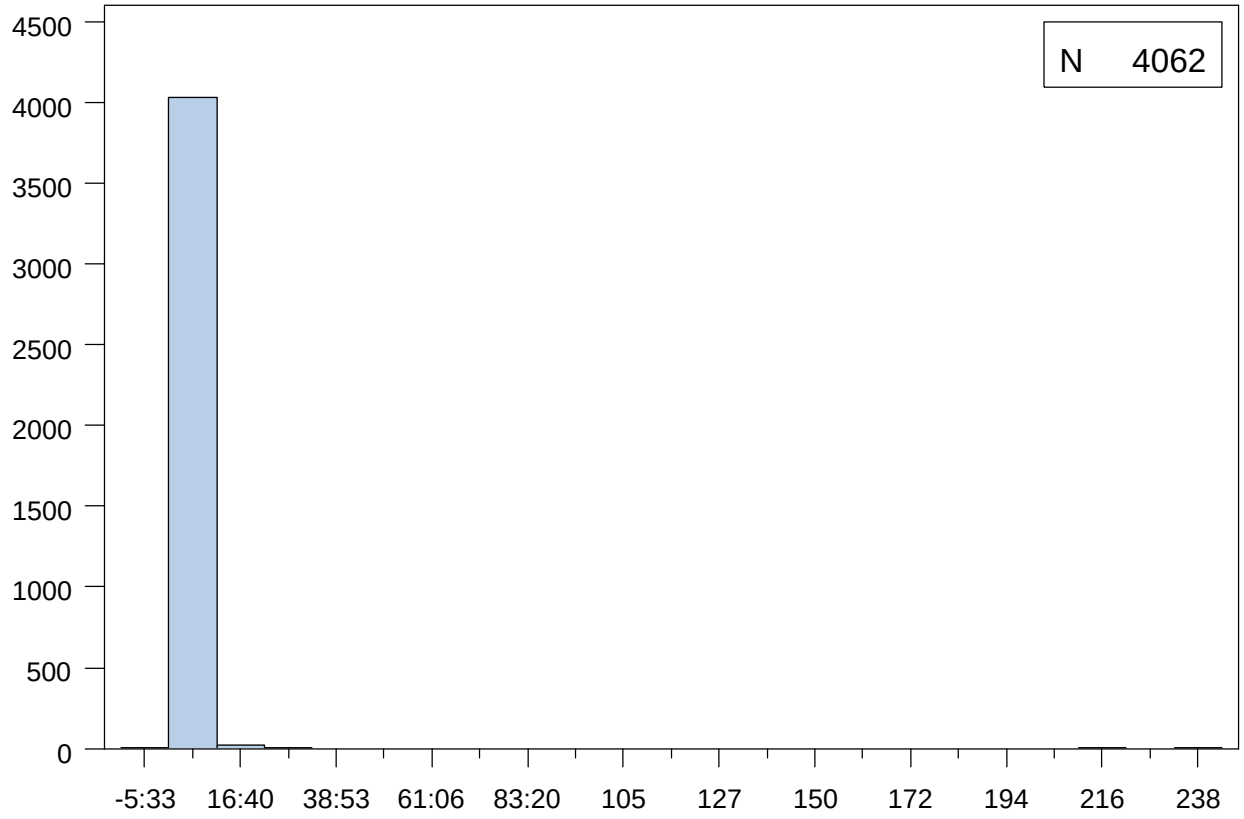

Extremes	
Lowest	N
-33000	1
-32400	1
0.0	1
600.0	1
960.0	2
Highest	N
55860	1
93060	1
93600	1
784920	1
868080	1

Mean	7023.1	Median	5400.0	Mode	3600.0
Standard Deviation	18960	Interquartile Range	4860.0	Range	901080

NIDDK Closure Data Dictionary - Based on data retrieved May 17, 2010

RAND_DERV : Follw-up time (years)

	N	%
Missing Values	0	0.0

Quantiles	
Min	0.0
1%	0.3
5%	1.0
10%	2.1
25% Q1	3.0
50% Med	3.8
75% Q3	5.3
90%	6.0
95%	6.3
99%	6.7
Max	6.8

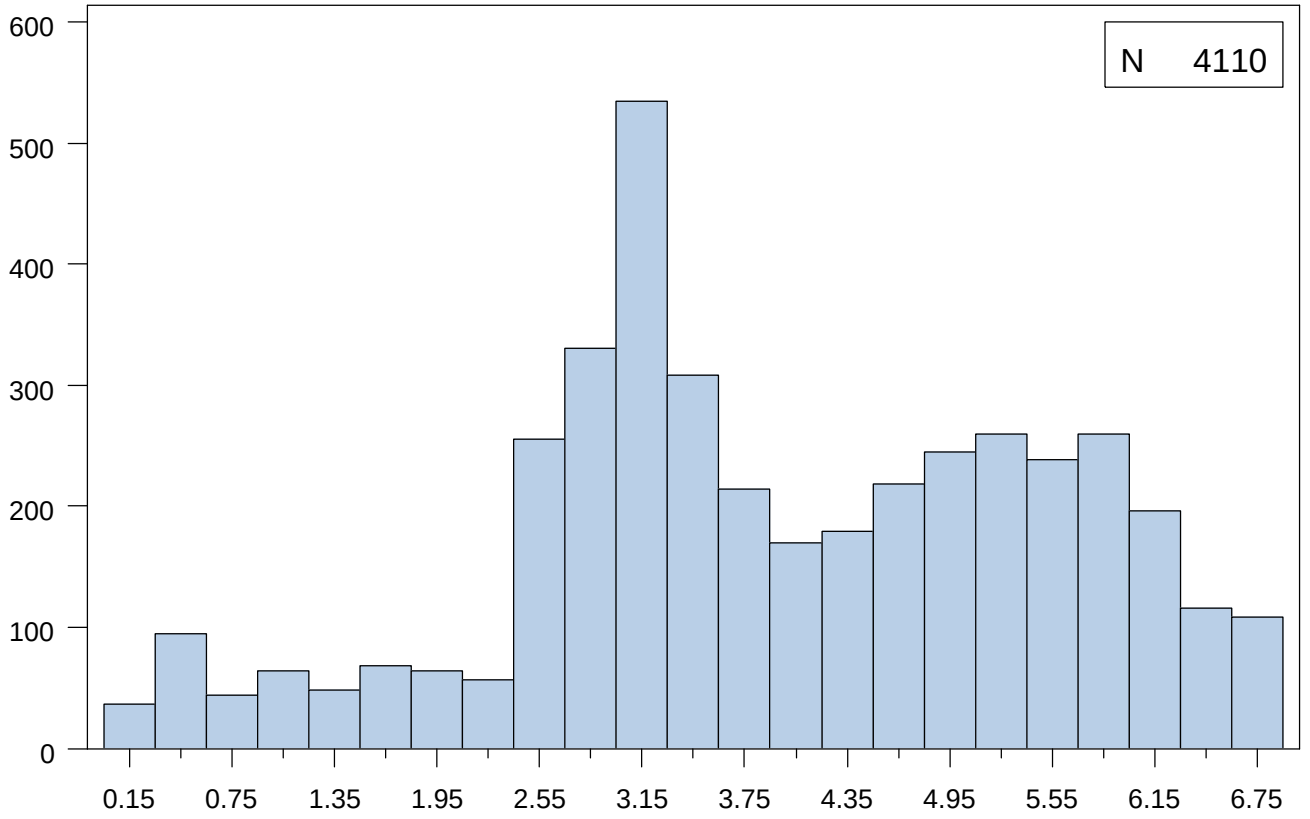

Extremes	
Lowest	N
0.0	6
0.0	1
0.0	1
0.1	1
0.1	1
Highest	N
6.8	3
6.8	3
6.8	6
6.8	2
6.8	1

Mean	4.0	Median	3.8	Mode	3.3
Standard Deviation	1.6	Interquartile Range	2.3	Range	6.8

NIDDK Closure Data Dictionary - Based on data retrieved May 17, 2010

RAND_DERV : MDRD AFTER CALIBRATION FOR ESTIMATING GFR V1

	N	%
Missing Values	94	2.3

Quantiles	
Min	9.4
1%	17.4
5%	23.6
10%	27.2
25% Q1	34.1
50% Med	43.5
75% Q3	55.0
90%	66.3
95%	75.7
99%	94.7
Max	221.7

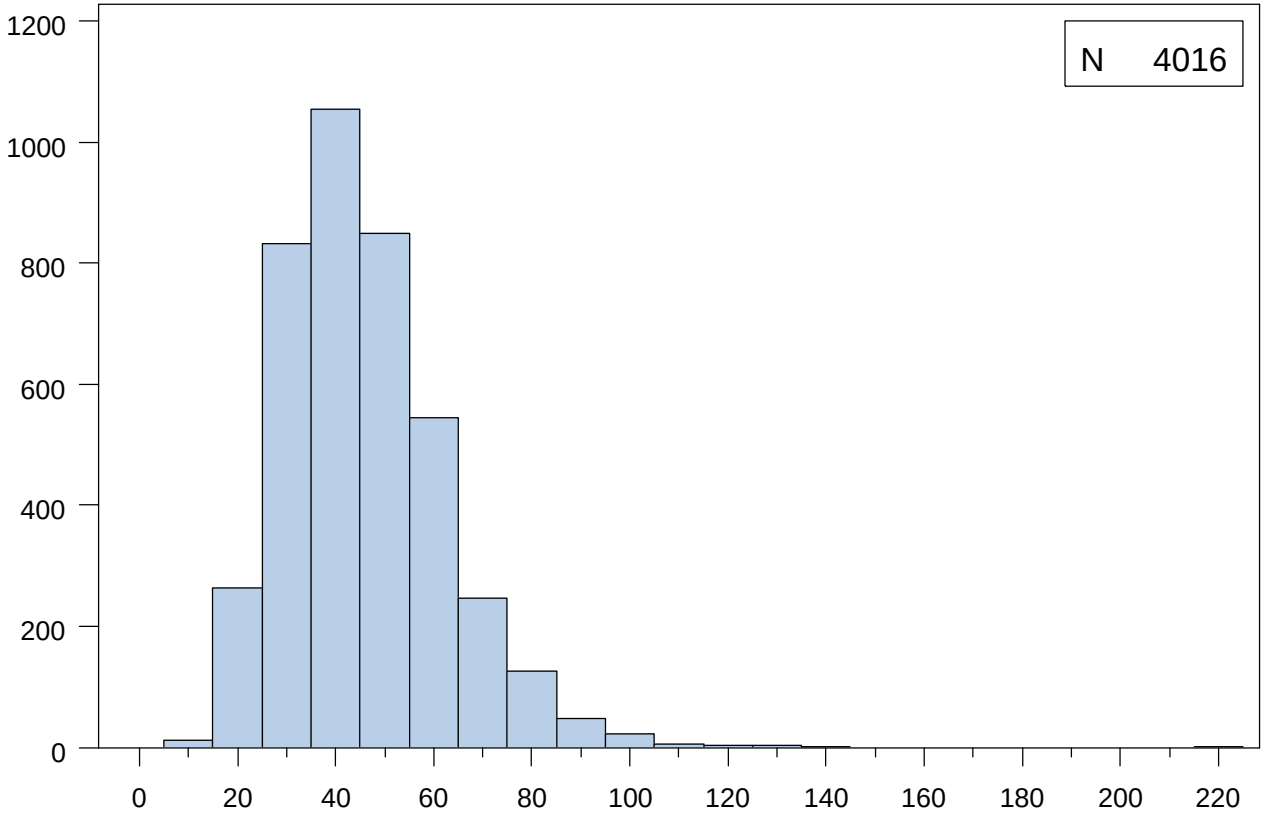

Extremes	
Lowest	N
9.4	1
9.6	1
10.9	1
12.1	1
12.9	1
Highest	N
127.2	1
134.7	1
135.3	1
137.6	1
221.7	1

Mean	45.8	Median	43.5	Mode	44.9
Standard Deviation	16.5	Interquartile Range	20.9	Range	212.4

NIDDK Closure Data Dictionary - Based on data retrieved May 17, 2010

RAND_DERV : CKD-EPI for estimating GFR ml/min/1.73 (m squared)

	N	%
Missing Values	85	2.1

Quantiles	
Min	9.5
1%	18.0
5%	24.3
10%	28.4
25% Q1	36.0
50% Med	46.4
75% Q3	58.9
90%	72.1
95%	82.3
99%	101.0
Max	131.8

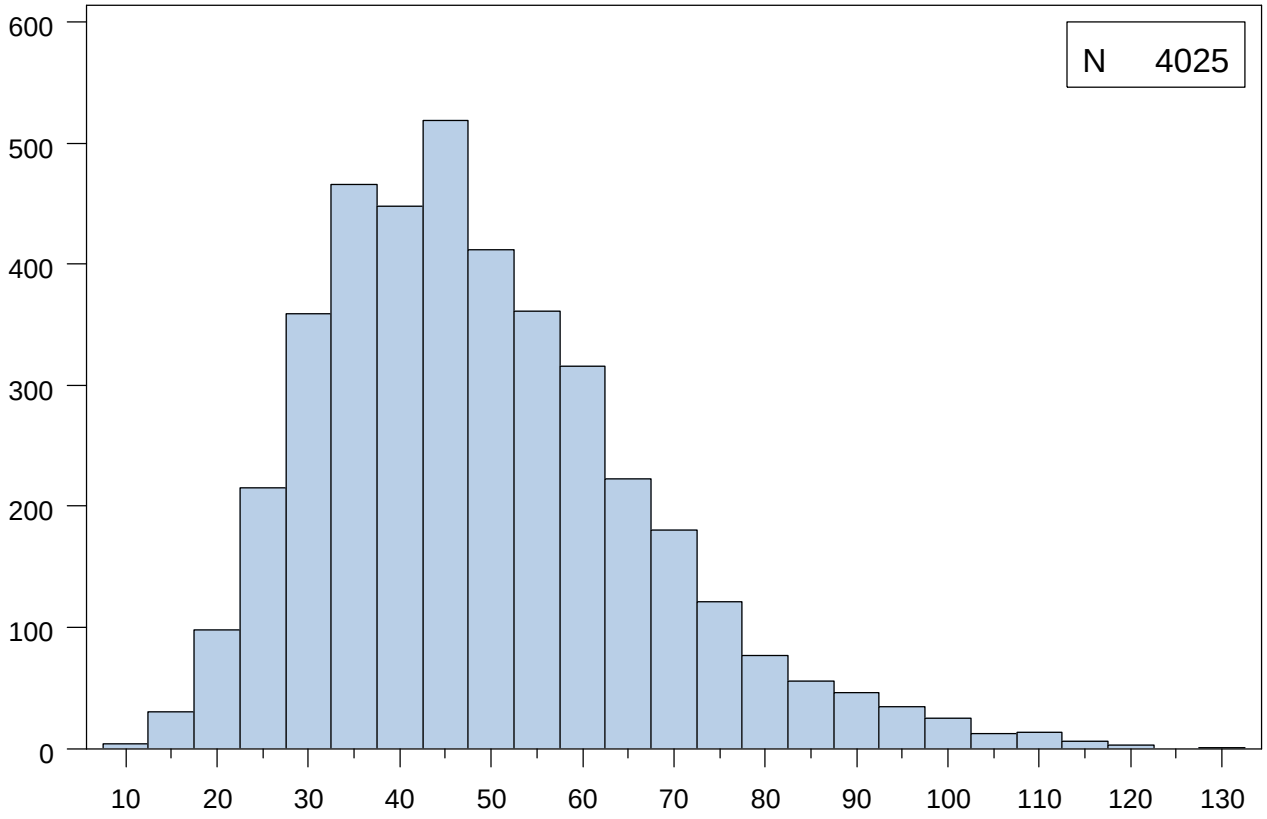

Extremes	
Lowest	N
9.5	1
9.7	1
10.1	1
12.2	1
12.8	1
Highest	N
115.7	1
119.4	1
120.6	1
121.5	1
131.8	1

Mean	48.8	Median	46.4	Mode	47.5
Standard Deviation	17.7	Interquartile Range	22.9	Range	122.4

NIDDK Closure Data Dictionary - Based on data retrieved May 17, 2010

RAND_DERV : CKD-EPI FOR ESTIMATING GFR

	N	%
Missing Values	94	2.3

Quantiles	
Min	9.5
1%	18.0
5%	24.3
10%	28.4
25% Q1	36.0
50% Med	46.4
75% Q3	58.9
90%	72.1
95%	82.4
99%	101.4
Max	131.8

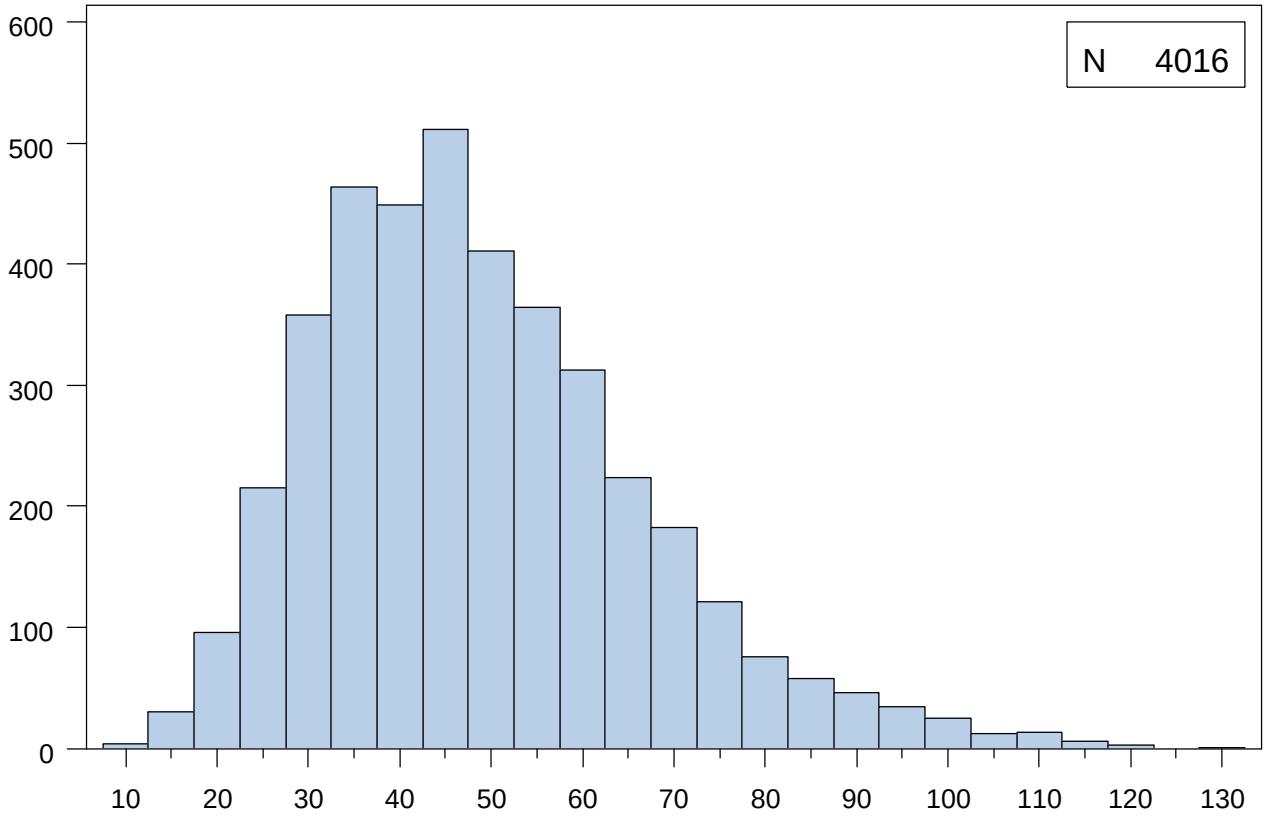

Extremes	
Lowest	N
9.5	1
9.7	1
10.1	1
12.2	1
12.8	1
Highest	N
115.7	1
119.4	1
120.6	1
121.5	1
131.8	1

Mean	48.9	Median	46.4	Mode	52.3
Standard Deviation	17.7	Interquartile Range	22.9	Range	122.4

NIDDK Closure Data Dictionary - Based on data retrieved May 17, 2010

RAND_DERV : CURRENT GRAFT VINTAGE IN YRS

	N	%
Missing Values	20	0.5

Quantiles	
Min	0.3
1%	0.6
5%	0.7
10%	0.9
25% Q1	1.7
50% Med	4.0
75% Q3	7.5
90%	12.3
95%	15.9
99%	22.6
Max	46.2

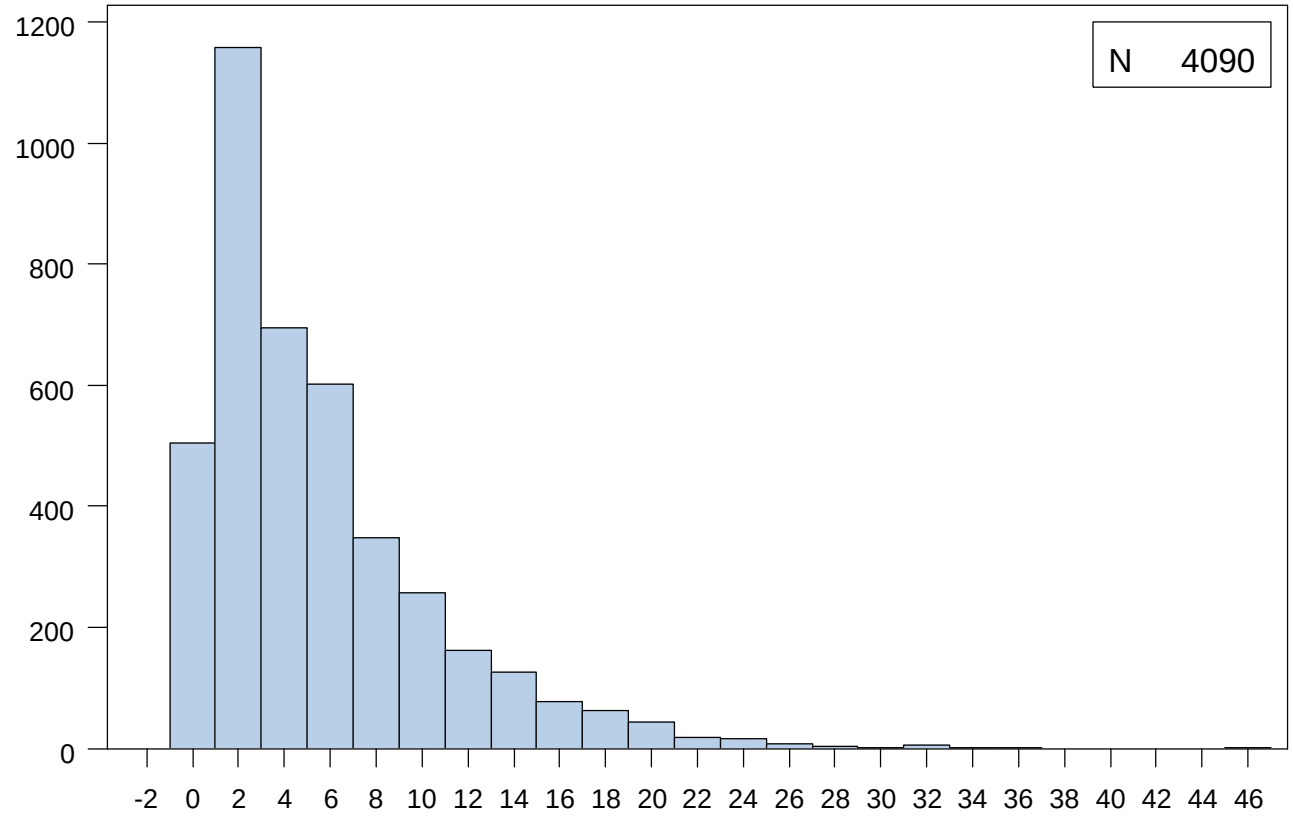

Extremes	
Lowest	N
0.3	1
0.4	1
0.5	4
0.5	4
0.5	4
Highest	N
32.5	1
34.2	1
35.9	1
36.0	1
46.2	1

Mean	5.5	Median	4.0	Mode	1.1
Standard Deviation	5.0	Interquartile Range	5.8	Range	45.8

NIDDK Closure Data Dictionary - Based on data retrieved May 17, 2010

RAND_DERV : HEIGHT (CM) V1

	N	%
Missing Values	111	2.7

Quantiles	
Min	124.5
1%	147.3
5%	152.4
10%	157.5
25% Q1	162.6
50% Med	170.2
75% Q3	177.8
90%	182.9
95%	185.4
99%	193.0
Max	205.7

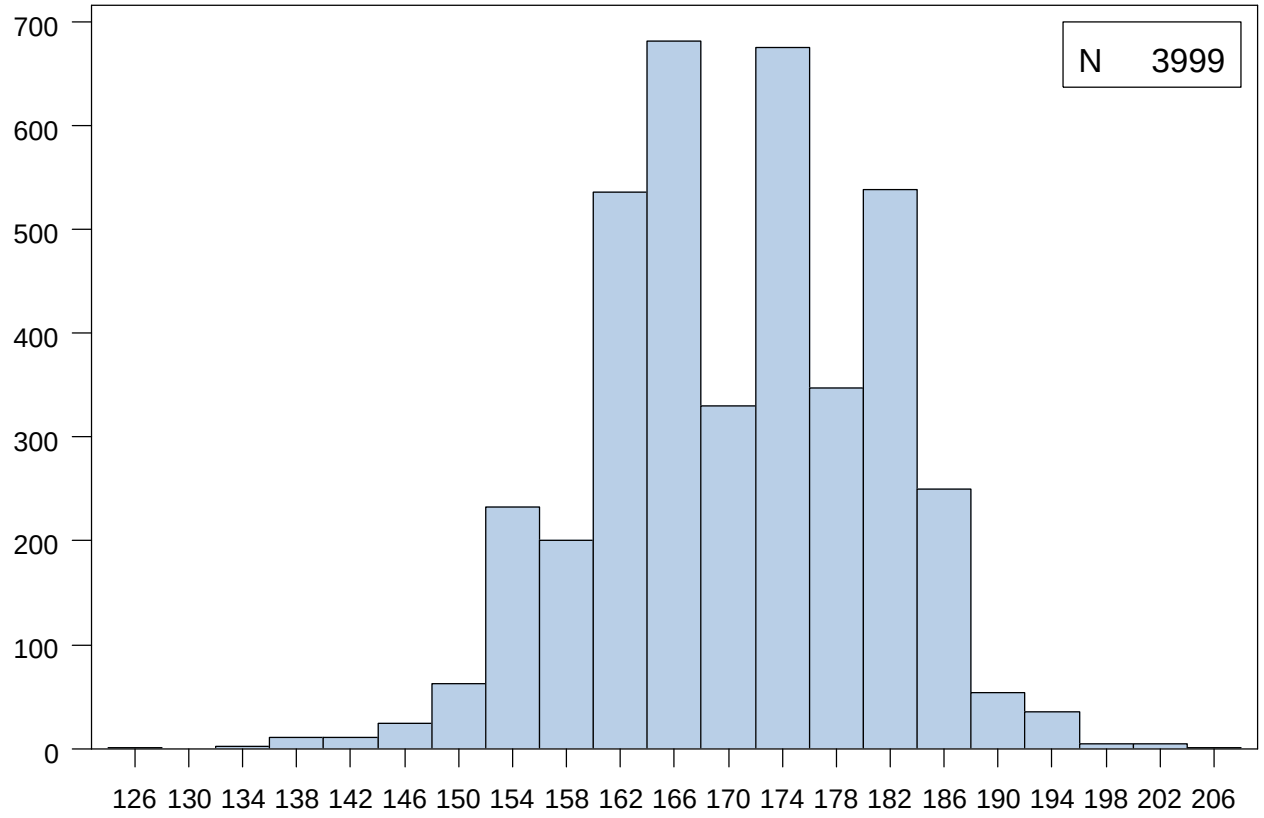

Extremes	
Lowest	N
124.5	1
132.1	2
137.2	7
139.7	4
142.2	10
Highest	N
195.6	14
198.1	4
200.7	3
203.2	1
205.7	1

Mean	170.5	Median	170.2	Mode	172.7
Standard Deviation	10.3	Interquartile Range	15.2	Range	81.3

NIDDK Closure Data Dictionary - Based on data retrieved May 17, 2010

RAND_DERV : Calculated LDL (mg/dl) if Triglycerides mg/dl < = 400

	N	%
Missing Values	434	10.6

Quantiles	
Min	6.0
1%	37.0
5%	52.0
10%	61.0
25% Q1	78.0
50% Med	97.0
75% Q3	118.0
90%	143.0
95%	160.0
99%	204.0
Max	317.0

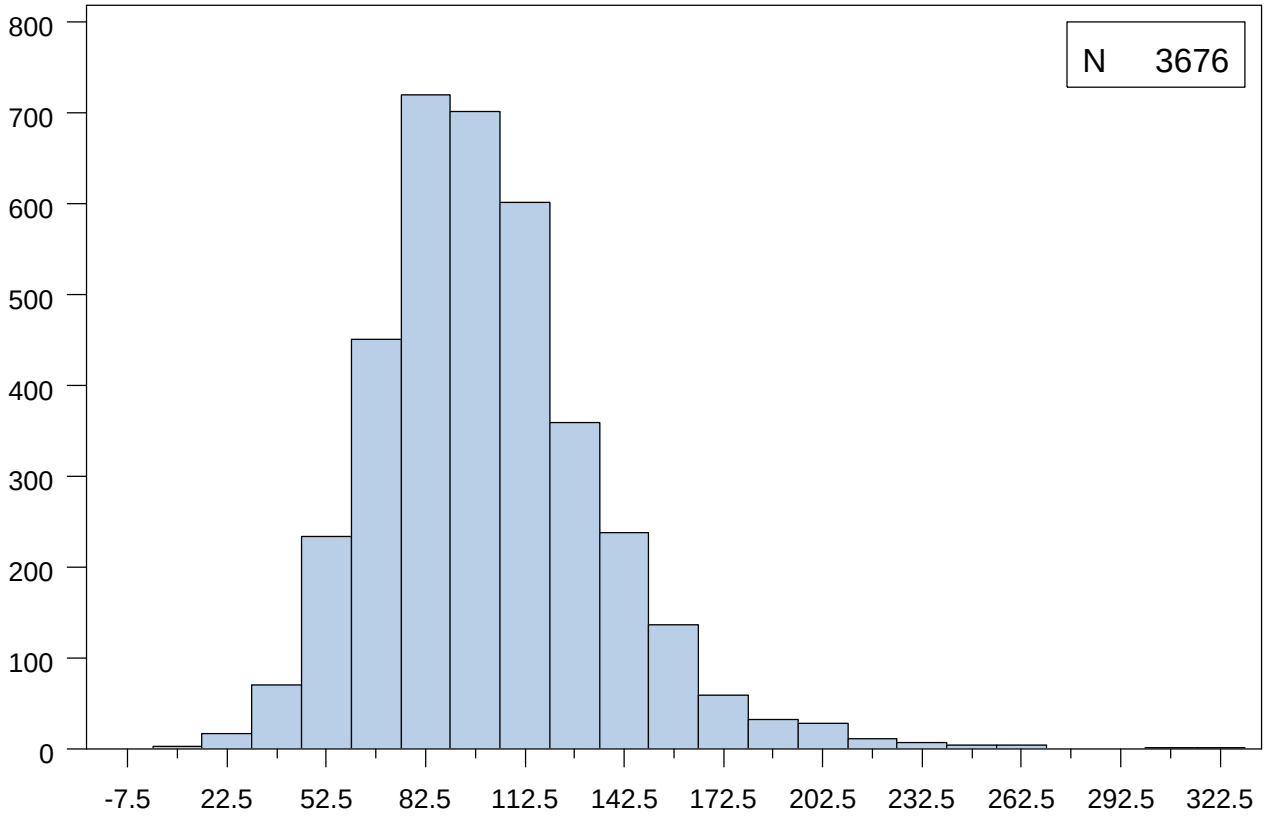

Extremes	
Lowest	N
6.0	1
9.0	1
17.0	1
19.0	1
20.0	1
Highest	N
257.0	1
262.0	1
267.0	2
308.0	1
317.0	1

Mean	100.4	Median	97.0	Mode	89.0
Standard Deviation	33.8	Interquartile Range	40.0	Range	311.0

NIDDK Closure Data Dictionary - Based on data retrieved May 17, 2010

RAND_DERV : Calculated LDL (mmol/L) if Triglycerides mg/dl < = 400

	N	%
Missing Values	434	10.6

Quantiles	
Min	0.2
1%	1.0
5%	1.3
10%	1.6
25% Q1	2.0
50% Med	2.5
75% Q3	3.1
90%	3.7
95%	4.1
99%	5.3
Max	8.2

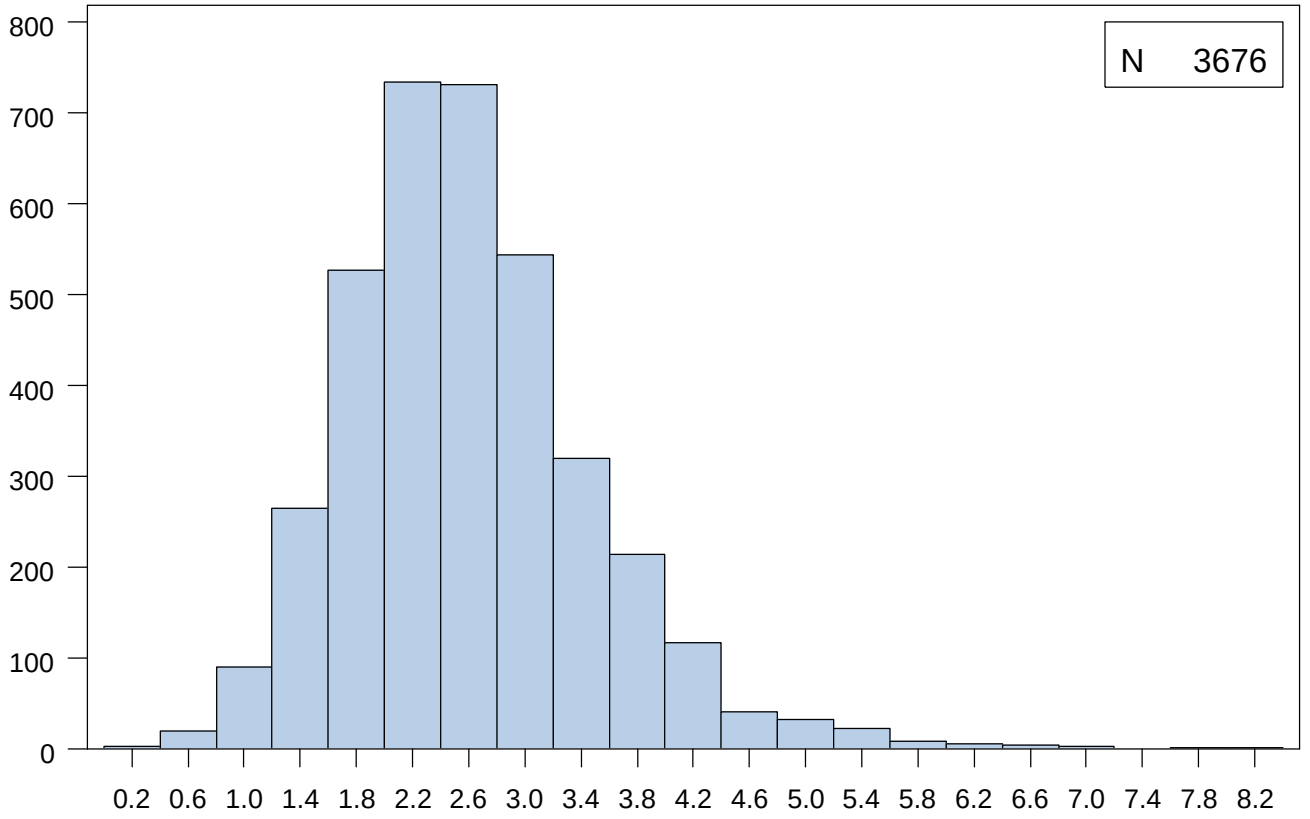

Extremes	
Lowest	N
0.2	1
0.2	1
0.4	1
0.5	1
0.5	1
Highest	N
6.7	1
6.8	1
6.9	2
8.0	1
8.2	1

Mean	2.6	Median	2.5	Mode	2.3
Standard Deviation	0.9	Interquartile Range	1.0	Range	8.1

NIDDK Closure Data Dictionary - Based on data retrieved May 17, 2010

RAND_DERV : Derived from Direct LDL if Trig mg/dl > 400 and Calculated LDL if Trig mg/dl <=400 version 3

	N	%
Missing Values	200	4.9

Quantiles	
Min	6.0
1%	37.0
5%	52.0
10%	61.0
25% Q1	78.0
50% Med	97.0
75% Q3	119.0
90%	144.0
95%	161.0
99%	205.0
Max	380.0

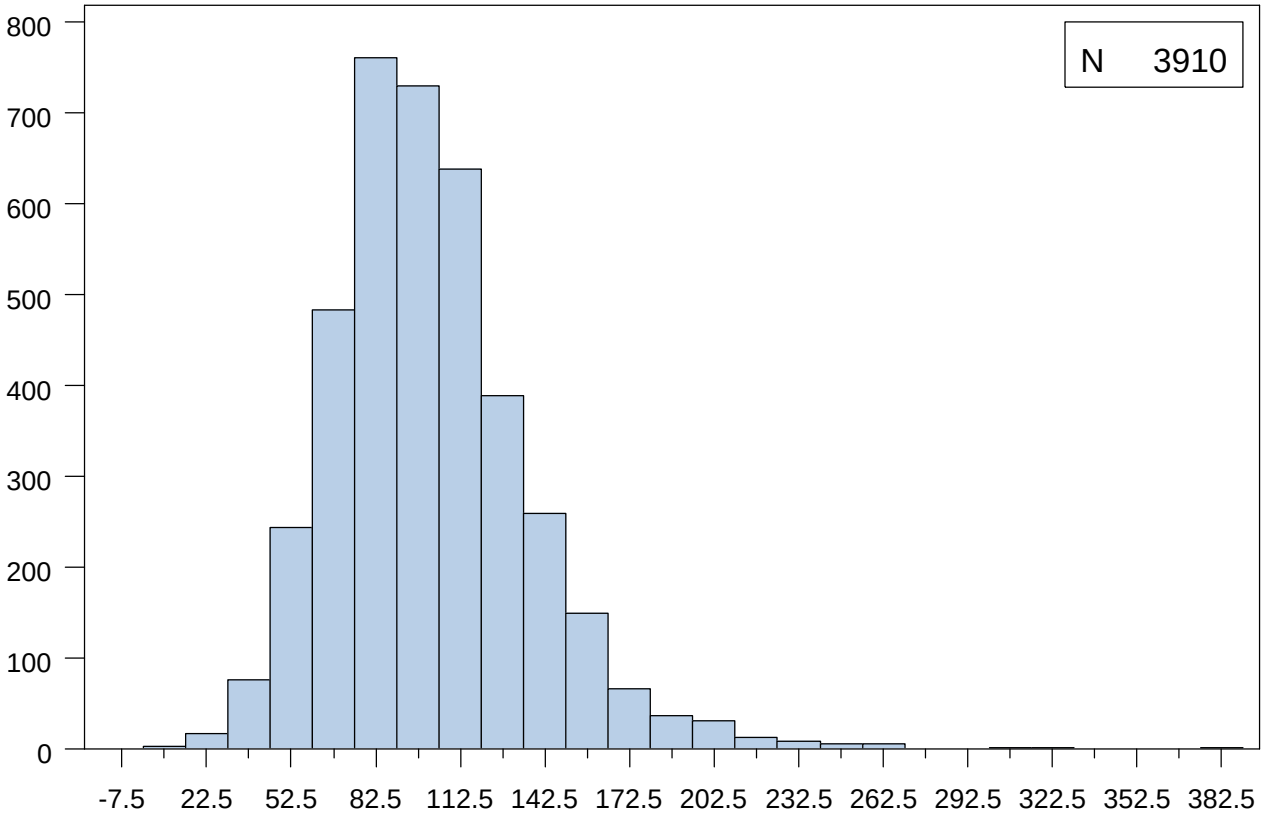

Extremes	
Lowest	N
6.0	1
9.0	1
17.0	1
19.0	1
20.0	1
Highest	N
262.0	1
267.0	2
308.0	1
317.0	1
380.0	1

Mean	101.0	Median	97.0	Mode	89.0
Standard Deviation	34.4	Interquartile Range	41.0	Range	374.0

NIDDK Closure Data Dictionary - Based on data retrieved May 17, 2010

RAND_DERV : Derived from Direct LDL (mmol/L) if Trig mg/dl > 400 and Calculated LDL (mmol/L) if Trig mg/dl <=400 version 4

	N	%
Missing Values	200	4.9

Quantiles	
Min	0.2
1%	1.0
5%	1.3
10%	1.6
25% Q1	2.0
50% Med	2.5
75% Q3	3.1
90%	3.7
95%	4.2
99%	5.3
Max	9.8

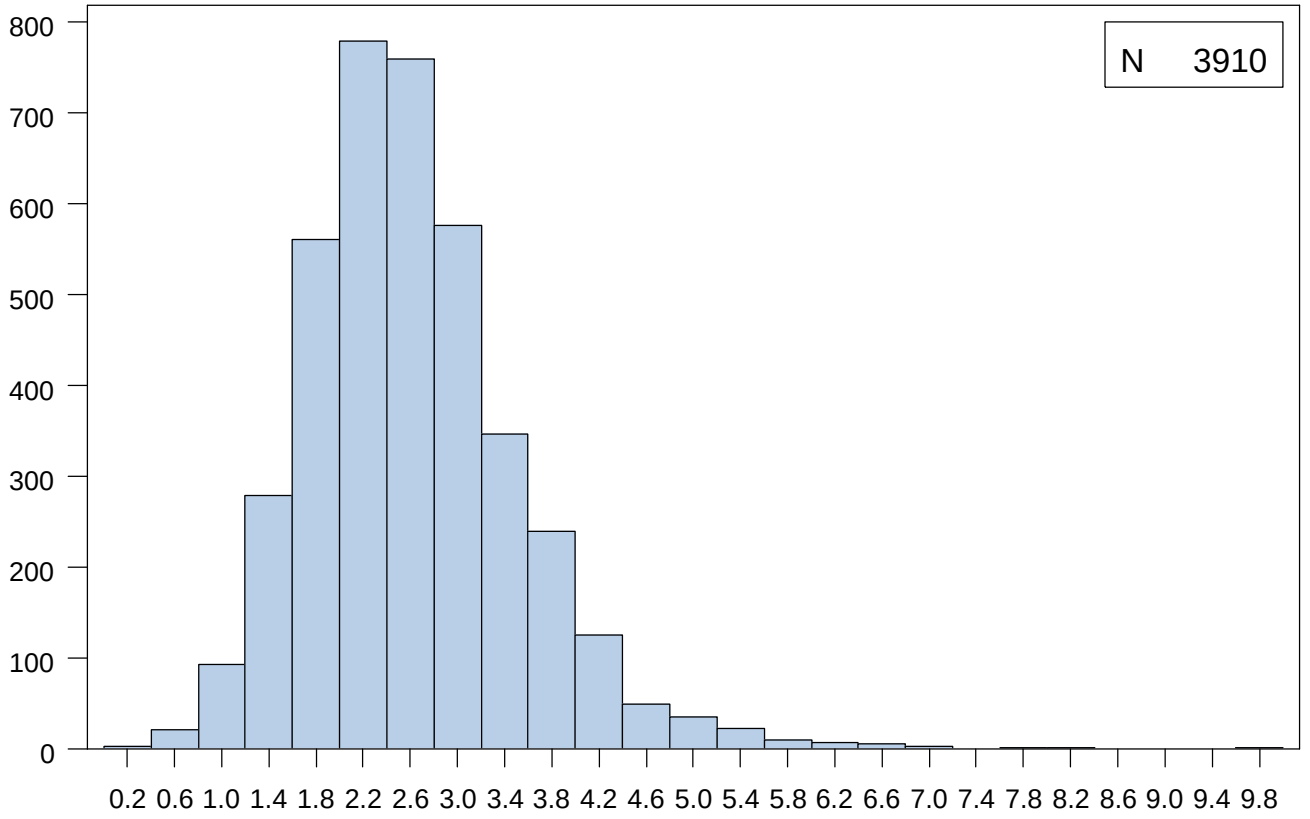

Extremes	
Lowest	N
0.2	1
0.2	1
0.4	1
0.5	1
0.5	1
Highest	N
6.8	1
6.9	2
8.0	1
8.2	1
9.8	1

Mean	2.6	Median	2.5	Mode	2.3
Standard Deviation	0.9	Interquartile Range	1.1	Range	9.7

NIDDK Closure Data Dictionary - Based on data retrieved May 17, 2010

RAND_DERV : MOVING ACTIVITY V1 (VERSION 2)

	N	%
Missing Values	57	1.4

Quantiles	
Min	0.0
1%	0.0
5%	3.0
10%	6.0
25% Q1	6.0
50% Med	9.0
75% Q3	12.0
90%	15.0
95%	15.0
99%	15.0
Max	15.0

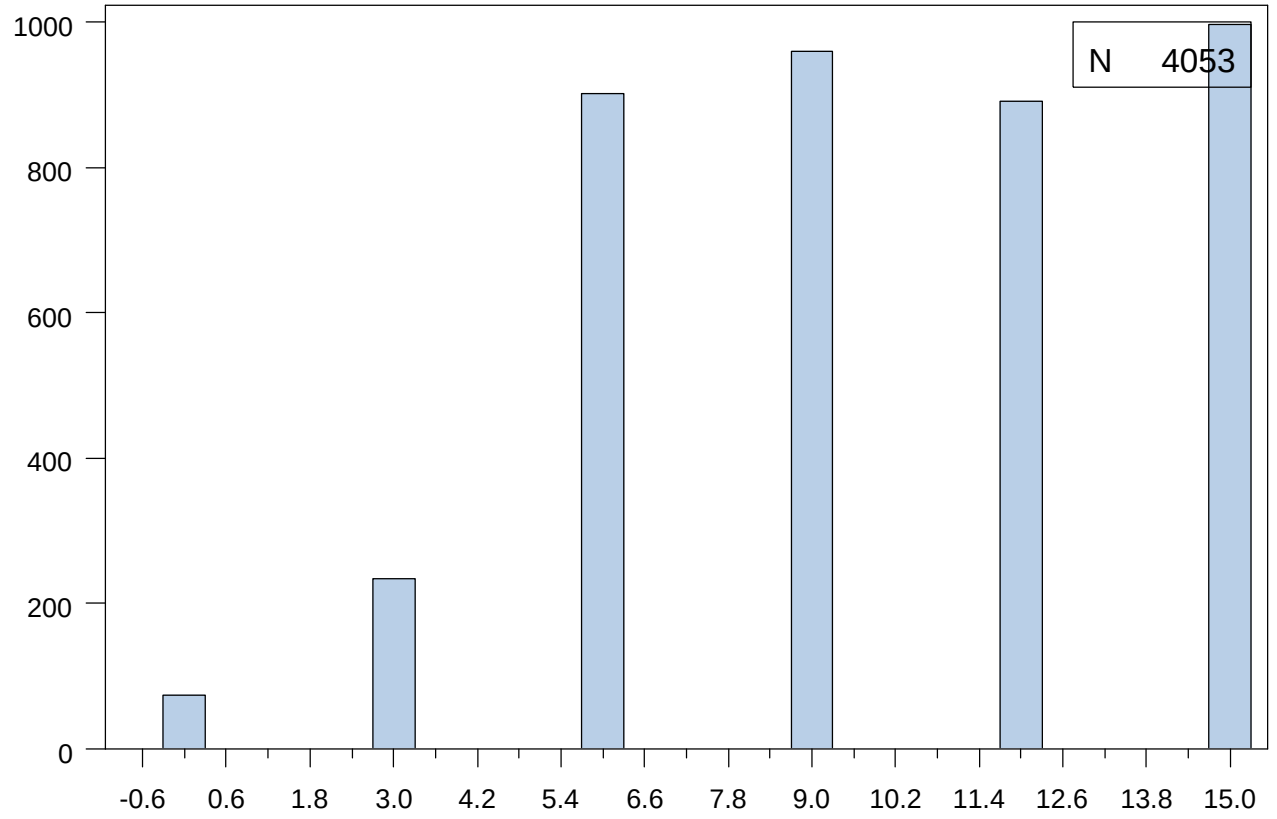

Extremes	
Lowest	N
0.0	73
3.0	233
6.0	901
9.0	959
12.0	891
Highest	N
15.0	996

Mean	10.0	Median	9.0	Mode	15.0
Standard Deviation	3.9	Interquartile Range	6.0	Range	15.0

RAND_DERV : PHYSICAL ACTIVITY SUMMARY SCORE INCLUDING STANDING V1

	N	%
Missing Values	2463	59.9

Quantiles	
Min	0.0
1%	7.0
5%	12.0
10%	17.0
25% Q1	25.0
50% Med	37.0
75% Q3	51.0
90%	69.0
95%	76.0
99%	104.0
Max	135.0

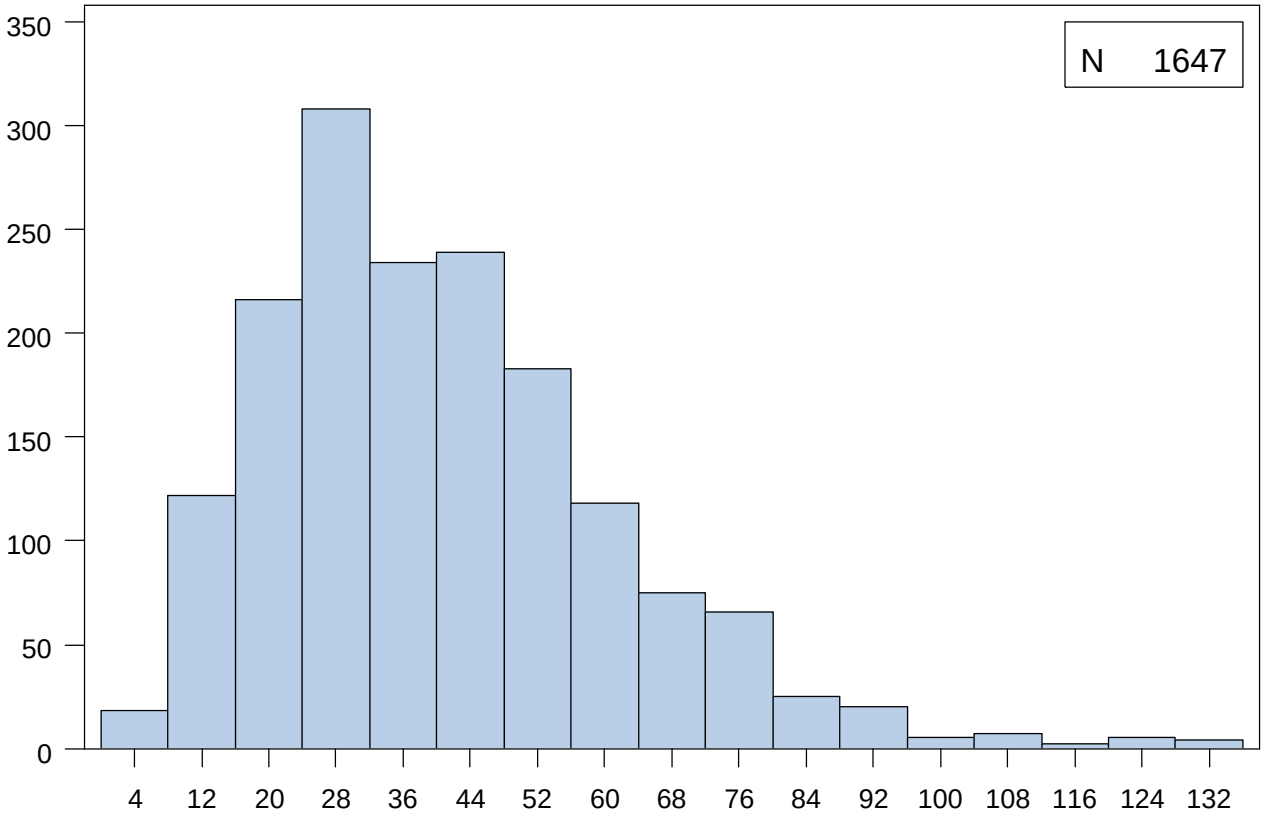

Extremes	
Lowest	N
0.0	2
4.0	4
6.0	4
7.0	8
8.0	8
Highest	N
127.0	1
128.0	1
130.0	1
134.0	1
135.0	1

Mean	39.9	Median	37.0	Mode	40.0
Standard Deviation	20.6	Interquartile Range	26.0	Range	135.0

RAND_DERV : CURRENT SMOKER CIGARETTE PACK-YEARS V1 (CONTINUOUS)

	N	%
Missing Values	3665	89.2

Quantiles	
Min	0.0
1%	0.1
5%	0.6
10%	1.7
25% Q1	5.0
50% Med	12.3
75% Q3	25.0
90%	37.5
95%	45.0
99%	60.0
Max	72.0

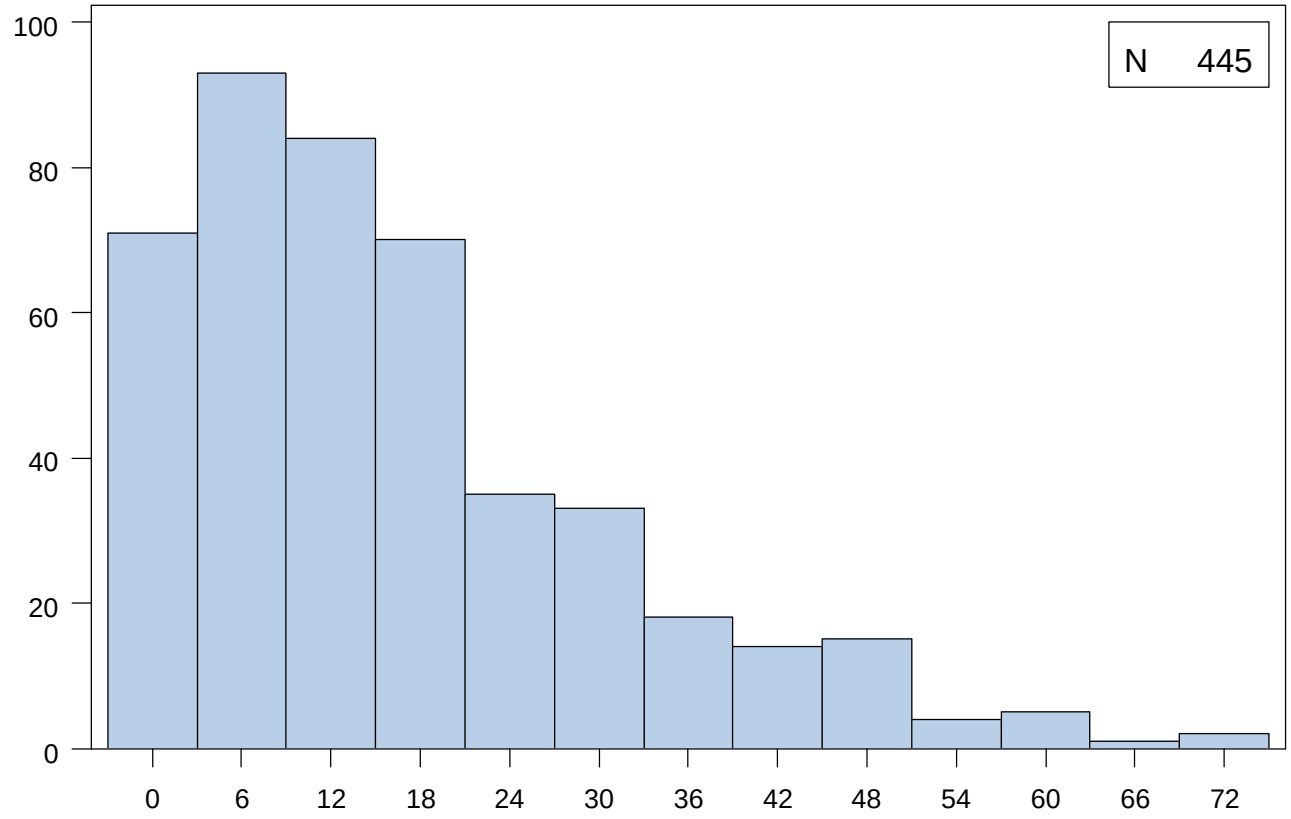

Extremes	
Lowest	N
0.0	3
0.1	1
0.1	1
0.2	3
0.2	3
Highest	N
58.8	1
60.0	3
62.5	1
64.5	1
72.0	2

Mean	16.3	Median	12.3	Mode	10.0
Standard Deviation	14.4	Interquartile Range	20.0	Range	72.0

RAND_DERV : EVER SMOKER CIGARETTE PACK-YEARS V1 (CONTINUOUS)

	N	%
Missing Values	2528	61.5

Quantiles	
Min	0.0
1%	0.1
5%	0.3
10%	0.6
25% Q1	3.0
50% Med	10.4
75% Q3	25.0
90%	42.0
95%	60.0
99%	105.0
Max	185.0

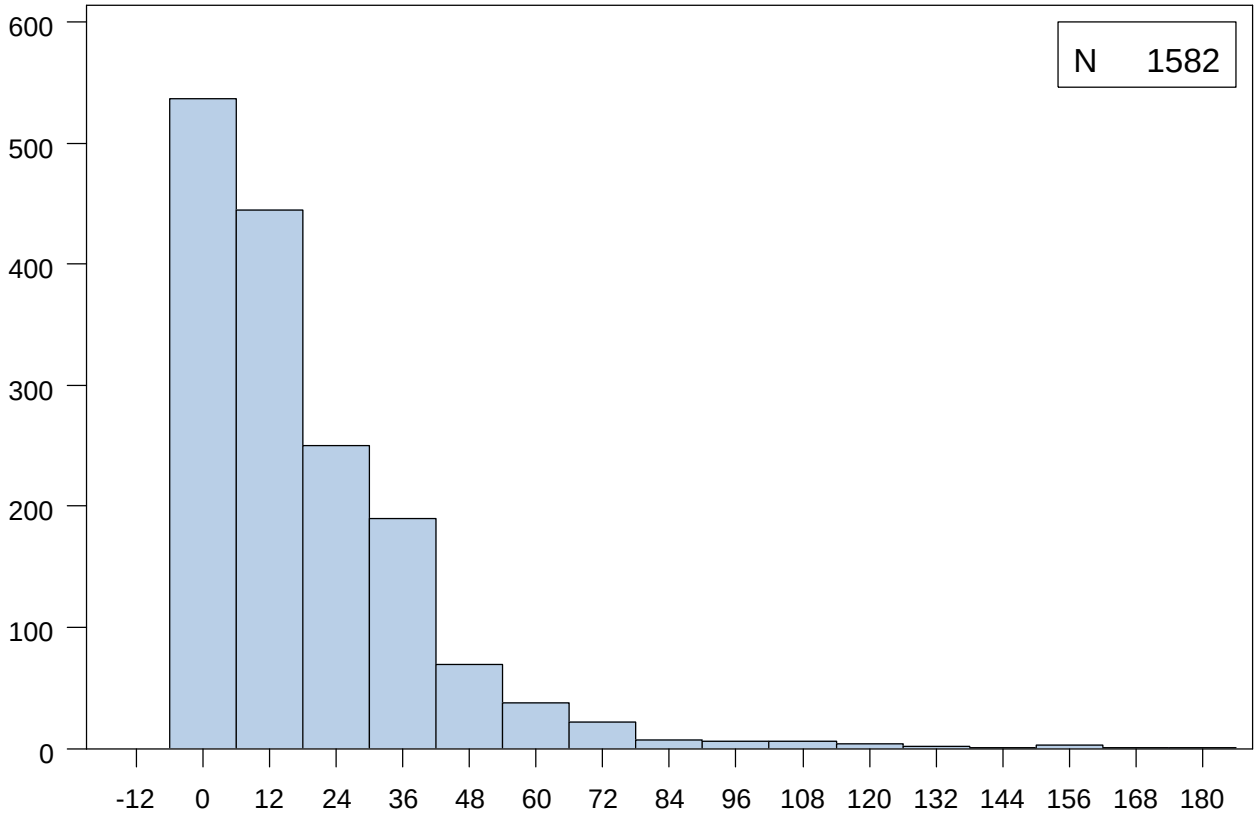

Extremes	
Lowest	N
0.0	11
0.1	15
0.1	1
0.1	18
0.2	16
Highest	N
150.0	1
153.0	1
153.8	1
168.0	1
185.0	1

Mean	18.0	Median	10.4	Mode	20.0
Standard Deviation	21.2	Interquartile Range	22.0	Range	185.0

RAND_DERV : SITTING ACTIVITY V1 (VERSION 2)

	N	%
Missing Values	49	1.2

Quantiles	
Min	0.0
1%	1.0
5%	1.0
10%	1.0
25% Q1	2.0
50% Med	2.0
75% Q3	3.0
90%	4.0
95%	4.0
99%	4.0
Max	4.0

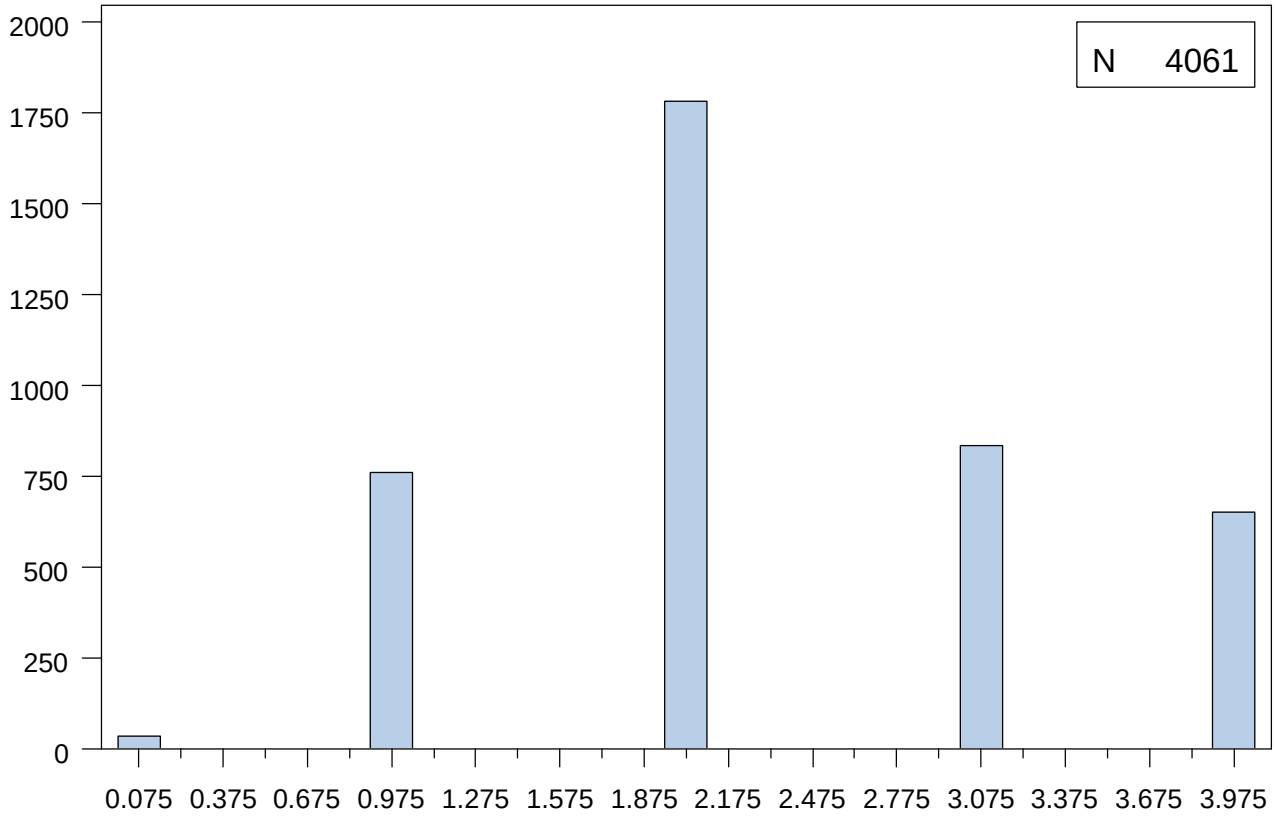

Extremes	
Lowest	N
0.0	34
1.0	761
2.0	1781
3.0	834
4.0	651
Highest	N

Mean	2.3	Median	2.0	Mode	2.0
Standard Deviation	1.0	Interquartile Range	1.0	Range	4.0

RAND_DERV : STANDING ACTIVITY V1 (VERSION 1)

	N	%
Missing Values	2451	59.6

Quantiles	
Min	0.0
1%	0.0
5%	0.0
10%	2.0
25% Q1	4.0
50% Med	6.0
75% Q3	8.0
90%	10.0
95%	10.0
99%	10.0
Max	10.0

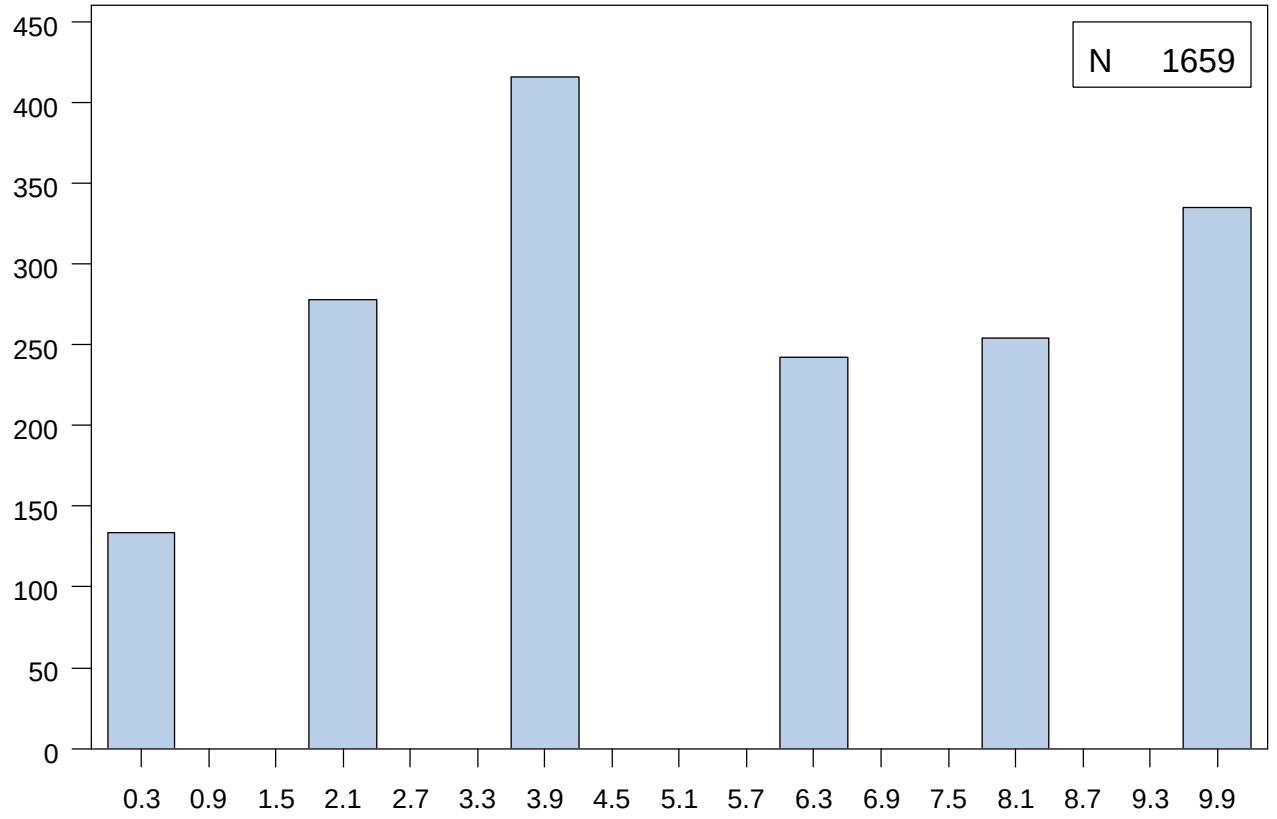

Extremes	
Lowest	N
0.0	134
2.0	278
4.0	416
6.0	242
8.0	254
Highest	N
10.0	335

Mean	5.5	Median	6.0	Mode	4.0
Standard Deviation	3.2	Interquartile Range	4.0	Range	10.0

RAND_DERV : VIGOROUS ACTIVITY V1 (VERSION 2)

	N	%
Missing Values	44	1.1

Quantiles	
Min	0.0
1%	0.0
5%	0.0
10%	0.0
25% Q1	0.0
50% Med	5.0
75% Q3	15.0
90%	30.0
95%	40.0
99%	60.0
Max	60.0

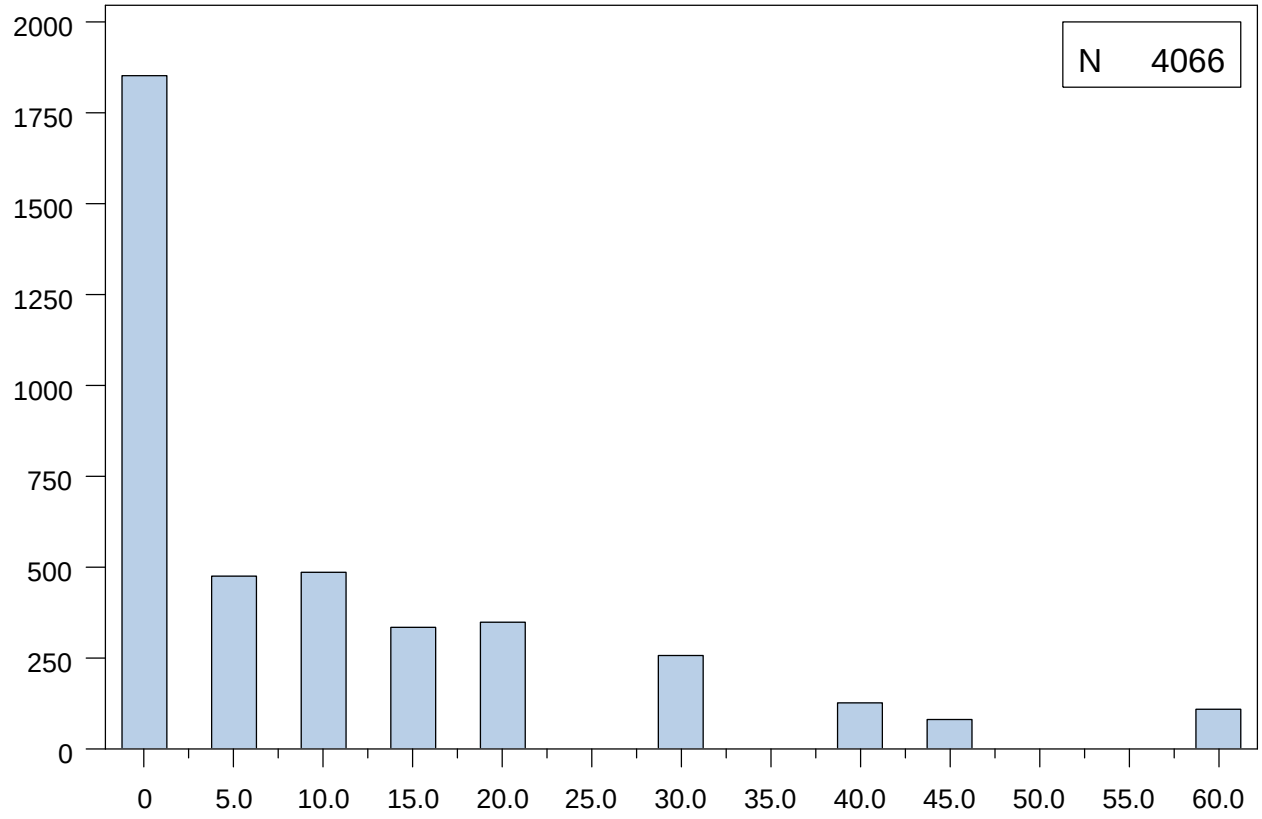

Extremes	
Lowest	N
0.0	1852
5.0	476
10.0	486
15.0	335
20.0	349
Highest	N
30.0	255
40.0	125
45.0	79
60.0	109

Mean	10.3	Median	5.0	Mode	0.0
Standard Deviation	14.2	Interquartile Range	15.0	Range	60.0

RAND_DERV : CALCULATED VLDL

	N	%
Missing Values	196	4.8

Quantiles	
Min	4.0
1%	10.0
5%	14.0
10%	17.0
25% Q1	23.0
50% Med	33.0
75% Q3	48.0
90%	68.0
95%	87.0
99%	147.0
Max	1552.0

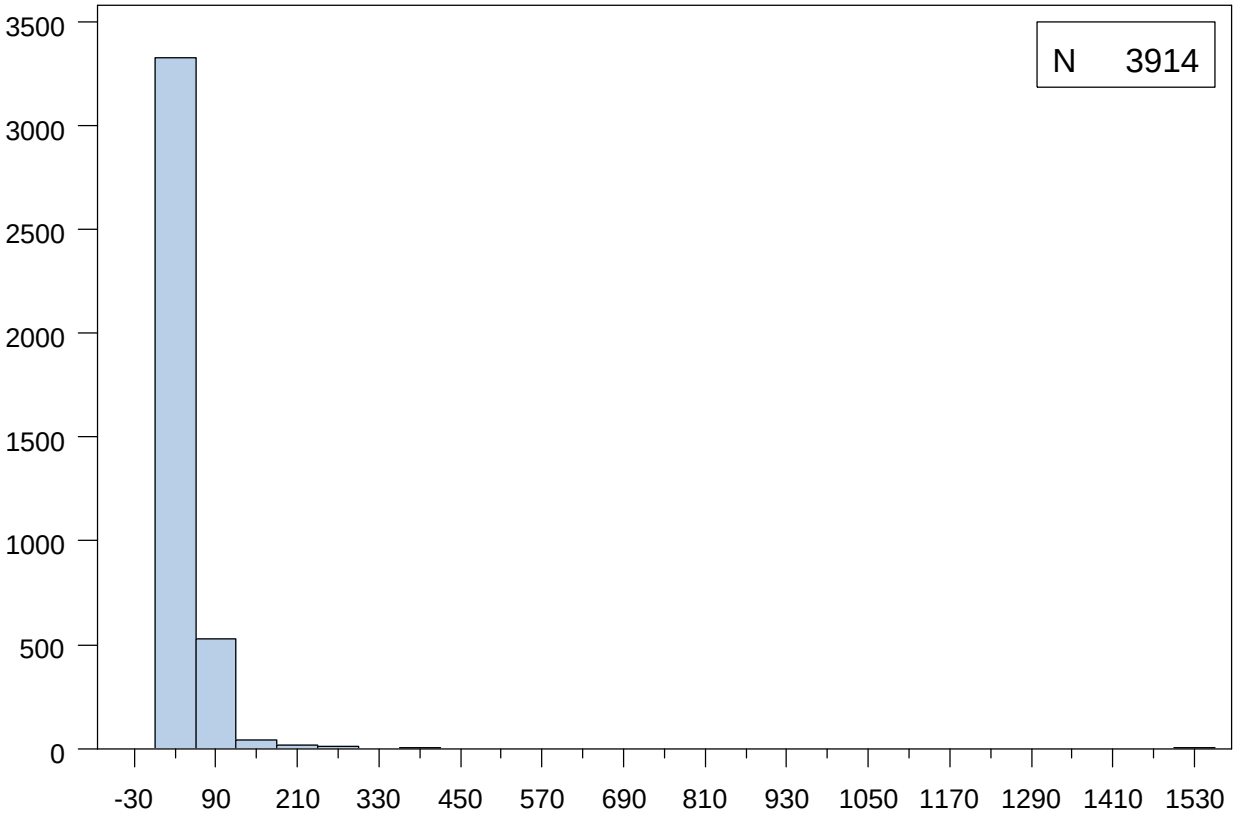

Extremes	
Lowest	N
4.0	1
7.0	5
8.0	5
9.0	10
10.0	22
Highest	N
255.0	1
294.0	2
298.0	1
371.0	1
1552.0	1

Mean	39.7	Median	33.0	Mode	23.0
Standard Deviation	36.5	Interquartile Range	25.0	Range	1548.0

RAND_DERV : WALKING ACTIVITY V1 (VERSION 2)

	N	%
Missing Values	58	1.4

Quantiles	
Min	0.0
1%	0.0
5%	0.0
10%	0.0
25% Q1	0.0
50% Med	8.0
75% Q3	16.0
90%	32.0
95%	36.0
99%	48.0
Max	48.0

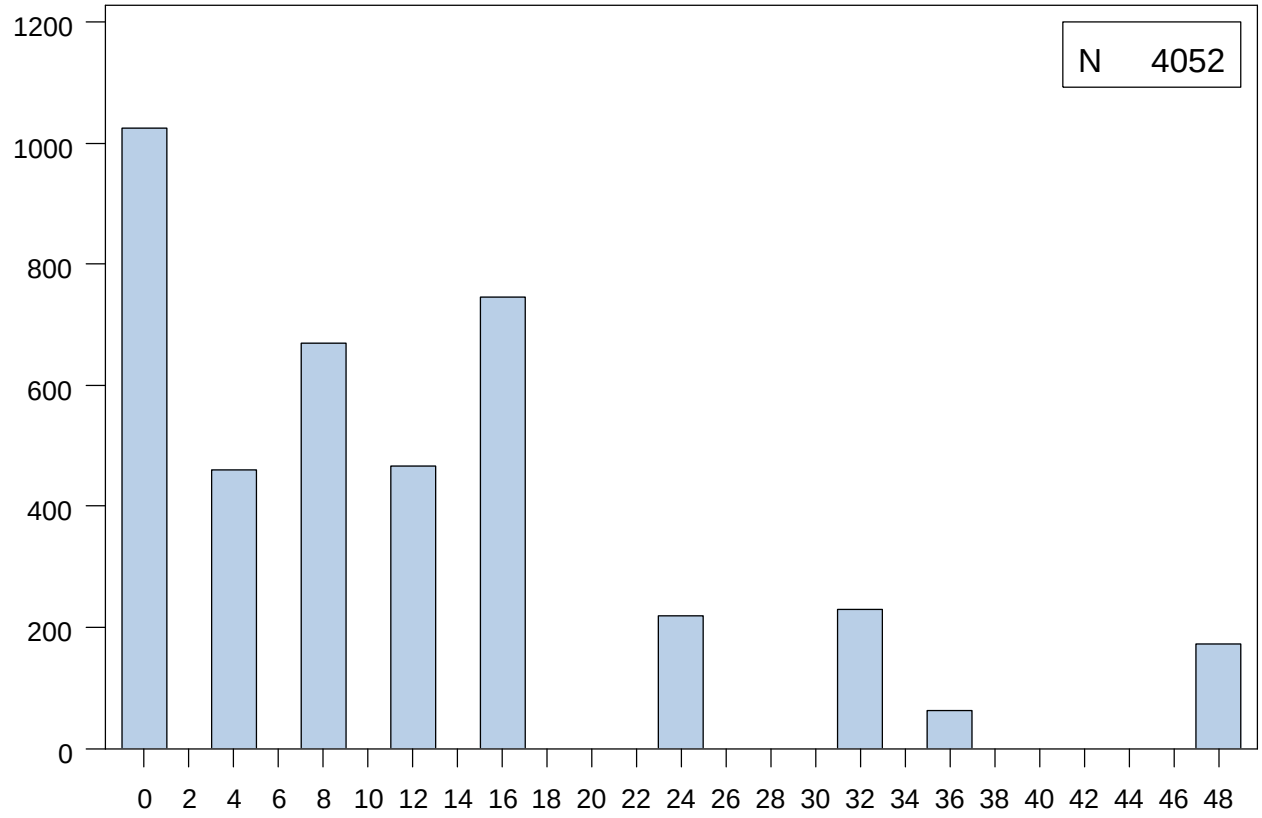

Extremes	
Lowest	N
0.0	1025
4.0	461
8.0	670
12.0	466
16.0	746
Highest	N
24.0	219
32.0	230
36.0	62
48.0	173

Mean	11.8	Median	8.0	Mode	0.0
Standard Deviation	12.0	Interquartile Range	16.0	Range	48.0

RAND_DERV : WEIGHT (KG) V1

	N	%
Missing Values	24	0.6

Quantiles	
Min	34.1
1%	49.0
5%	56.8
10%	60.8
25% Q1	70.4
50% Med	82.6
75% Q3	96.7
90%	112.6
95%	121.2
99%	141.6
Max	184.8

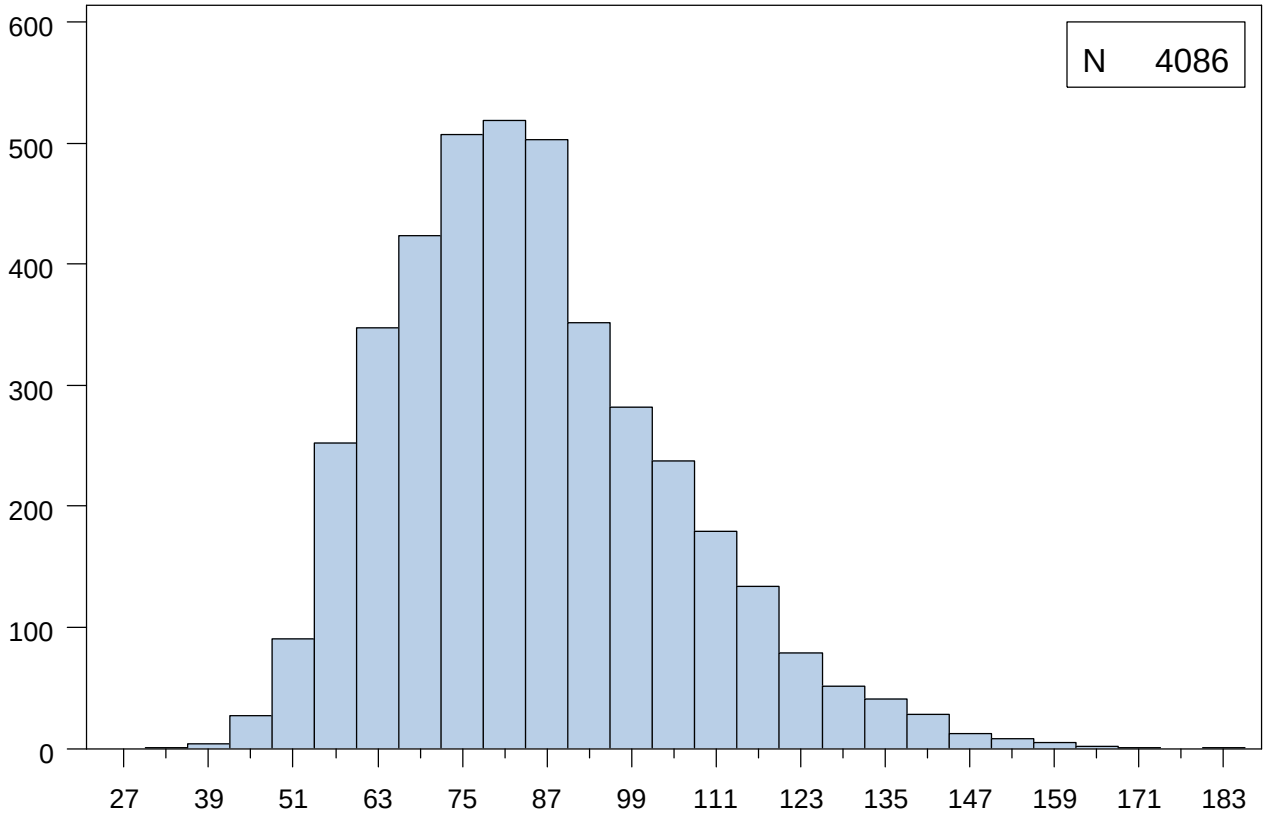

Extremes	
Lowest	N
34.1	1
37.2	1
38.1	1
40.9	1
41.8	1
Highest	N
159.8	1
163.4	1
165.3	1
172.1	1
184.8	1

Mean	84.9	Median	82.6	Mode	81.7
Standard Deviation	20.1	Interquartile Range	26.3	Range	150.7

5.4 ICD 9 Derived Variables (DIAG_NIDDKV1)

Due to the fact that some ICD9 codes on the hospitalization form (HOS) were entered incorrectly or only text from the discharge sheet were entered, FAVORIT hired a Nosologist to recode the text into ICD 9 codes and to correct any ICD-9 mistakes. . One site used ICD 10 codes on HOS, Using the text descriptions for the ICD 10 codes the Nosologist coded the text into ICD9 codes (see ICD_CODES).

The DIAG dataset contains all ICD 9 codes. The visit and fseqno correspond to the originating HOS dataset

BLINDID

Subject ID blinded.

VISIT

Contact occasion where the hospitalization occurred.

FSEQNO

Sequence number for when the hospitalization occurred.

ICD_CODES

ICD 9 codes. data derived from either ICD 9 code or from text descriptions from HOS and coded by Nosologist into ICD 9 codes. This variable contains all information that was received from either the clinical sites or the Nosologist. When using this variable you should only use valid ICD9 codes. This variable includes information from the Nosologist if the ICD9 codes or the text was not codeable, ICD_CODES will be coded as “Not cod” or “n/a” or “unable”). If both ICD9 codes and text was provided for a procedure then there will be two entries for ICD_CODES, one with the ICD9 code and a second with “NOT EXCL”. “NOT EXCL” should not be included in analyses on ICD 9 codes.

NIDDK Closure Data Dictionary - Based on data retrieved May 17, 2010
Contents and Listing of 10 Obs. from Dataset DIAG

Data Set Name	DIAG	Observations	48721
Created	February 6, 2013	Variables	4
Last Modified	February 6, 2013		

#	Variable	Type	Length	Format	Label	Coding if Categorical	Version Change
1	BLINDID	Char	4	$4.	Blind ID		
3	FSEQNO	Num	8	BEST12.	Form Sequence Number		
4	ICD_CODE	Char	7	$7.	ICD9 Codes		
2	VISIT	Num	8	BEST12.	Study Contact Occasion		

Obs	BLINDID	VISIT	FSEQNO	icd_code
1	0001	2	0	427.31
2	0001	2	0	427.81
3	0001	2	0	99.62
4	0001	2	0	996.2
5	0001	2	0	NON EXC
6	0001	7	1	276.5
7	0001	7	1	276.51
8	0001	7	1	427.31
9	0001	7	1	780.6
10	0001	7	1	790.7

5.5 Outcome Derived Data Sets (ADJPROCEP_ALL_NIDDKV2)

The primary endpoint is recurrent of de novo arteriosclerotic CVD defined as the first occurrence of non-fatal or fatal arteriosclerotic outcomes including coronary heart, cerebrovascular, and peripheral vascular disease events.

For the primary analysis of the primary pooled CVD endpoint, participants with allograft failure requiring initiation/re-initiation of chronic maintenance dialysis were censored at 3-months post-dialysis.

A secondary analysis was also be performed without censoring at 3-months post-dialysis (i.e., intention-to-treat analysis).

Also included in the outcome variables are the variables for the individual components of the primary endpoint, these include fatal or non-fatal MI, non-fatal MI, fatal or non-fatal stroke, non-fatal stroke, RSD, CVD death and procedural events.

Table 1 gives the names of the variables and datasets used for the censoring 3-months post-dialysis analysis and Table 2 gives the names of the variables and datasets used in the intention-to-treat analysis

Table 1. Variable names for Outcome and Censoring Times for FAVORIT Events --Censored 3-Months Post-Dialysis Analysis—

Outcome	Dataset	OUTCOME Variable Name	Censoring Time Variable Name
Any Primary CVD Outcome	**ADJPROCEP_ALL_ NIDDKV1**	Adjprocfevt_diaa01	Adjprocfu_diaa02
Non-Fatal MI	**ADJ_MI_EP_ NIDDKV1**	adj_mi_fevt_diaa01	adj_mi_fu_diaa03
Fatal or Non-Fatal MI	**ADJ_MI_EP_ NIDDKV1**	adj_mi_fevt_diaa02	adj_mi_fu_diaa04
Non-Fatal Stroke	**ADJ_STROKE_EP_ NIDDKV1**	adj_stroke_fevt_diaa01	adj_stroke_fu_diaa03
Fatal or Non-Fatal Stroke	**ADJ_STROKE_EP_ NIDDKV1**	adj_stroke_fevt_diaa02	adj_stroke_fu_diaa04
RSD	**RSD_EP_ NIDDKV1**	adj_rsd_fevt_diaa01	adj_rsd_fu_diaa02
CVD Death	**ADJ_DEATH_EP_ NIDDKV1**	adj_death_fevt_diaa01	adj_death_fu_diaa02
Any Procedure	**PROCEDURE_EP_ NIDDKV1**	procedure_fevt_diaa01	procedure_fu_diaa02
All-Cause Mortality	**ADJPROCEP_ALL_NIDDKV1**	Total_mort_fevt_diaa01	Total_mort_fu_diaa02

Table 2. Variable names for Outcome and Censoring Times --Intention-to-treat Analysis—

	Dataset	Outcome Variable Name	Censoring Time Variable Name
Any Primary CVD Outcome	**ADJPROCEP_ALL_ NIDDKV1**	Adjprocfevt01	Adjprocfu02
Non-Fatal MI	**ADJ_MI_EP_ NIDDKV1**	adj_mi_fevt01	adj_mi_fu03
Fatal or Non-Fatal MI	**ADJ_MI_EP_ NIDDKV1**	adj_mi_fevt02	adj_mi_fu04
Non-Fatal Stroke	**ADJ_STROKE_EP_ NIDDKV1**	adj_stroke_fevt01	adj_stroke_fu03
Fatal or Non-Fatal Stroke	**ADJ_STROKE_EP_ NIDDKV1**	adj_stroke_fevt02	adj_stroke_fu04
RSD	**RSD_EP_NIDDKV1**	adj_rsd_fevt01	adj_rsd_fu02
CVD Death	**ADJ_DEATH_EP_ NIDDKV1**	adj_death_fevt01	adj_death_fu02
Any Procedure	**PROCEDURE_EP_ NIDDKV1**	procedure_fevt01	procedure_fu02
All-Cause Mortality	**ADJPROCEP_ALL_NIKKDV1**	total_mort_fevt01	total_mort_fu02
Dialysis-Dependent Kidney Failure	**ADJPROCEP_ALL-NIDDKV1**	dialysis_fevt01	dialysis_fu03

Six datasets were created, 1) ADJPROCEP_ALL which includes any primary CVD outcomes, all-cause mortality and dialysis-dependent kidney failure variables for both ITT and censored at 3-months post-dialysis, 2) ADJ_MI_EP which includes fatal or non-fatal MI variables for both ITT and censored at 3-months post-dialysis, 3) ADJ_STROKE_EP, which contains fatal and non-fatal stroke variables for both ITT and censored at 3-months post-dialysis, 4) RSD_EP which contains RSD variables for both ITT and censored at 3-months post-dialysis, 5) PROCEDURE_EP which contains procedure variables for both ITT and censored at 3-months post-dialysis

5.4.1. Dataset: ADJPROCEP_ALL_NIDDKV1 (contains the first Primary CVD Outcome variables, All-Cause Mortality variables, Dialysis-Dependent Kidney Failure variables and some composite variables)

TREATHL02: Treatment Group Assignment
High =High Dose, standard multivitamin augmented by a high dose combination of folic acid, vitamin B12, and vitamin B6
Low = Low Dose, multivitamin containing no folic acid, and Estimated Average Requirement (EAR) amounts of vitamin B6 and vitamin B12

TYPE01: Type of primary event

A categorical variable with the following groups:

Death
MI
RSD
STROKE
OUTPATIENT CORONARY ARTERY ANGIOPLASTY (HOS3A)
OUTPATIENT ANGIOPLASTY OF LOWER EXTREMITY (HOS4A)
OUTPATIENT ANGIOPLASTY OF RENAL ARTERIES (HOS5A)
INPATIENT CAA/PERCUTANEOUS PROCEDURE (HOS19A)
CABG DURING THIS HOSPITALIZATION (HOS20A)
CAROTID ARTERY ENDARTERECTOMY/ANGIOPLASTY (HOS23A)
THORACO-ABDOMINAL AORTIC REPAIR (HOS24A)
LOWER EXTREMITY BYPASS GRAFT (HOS25A)
RENAL ARTERIAL BYPASS GRAFT (HOS26A)
ANGIOPLASTY LOWER EXTREMITY DISEASE (HOS27A)
LOWER EXTREMITY AMPUTATION (HOS28A)
ANGIOPLASTY FOR RENAL ARTERIAL DISEASE (HOS29A)

SOURCE

Which form event captured on:
HOS = Hospitalization form (procedures)
ADJ = Adjudication form

ADJPROCFDT02: (**Date)**

Date of either primary CVD event, or last follow-up or death or withdrawal date or randomization date (if no follow-up has occurred)

A. Censoring at 3-months post-dialysis Variables

ADJPROCFEVT_DIAA01: Primary CVD (Censoring at 3 months)

Categorical variable defining primary CVD (Censoring at 3 Months);

0= No
1=Yes

ADJPROCFU_DIAA02: Censoring or Failure Time for Primary CVD (Censoring at 3 Months)

Computes the censoring or failure time for primary CVD (Censoring at 3 Months)

TOTAL_MORT_FEVT_DIAA01: All-Cause Mortality (Censoring at 3 months)

Categorical variable defining all-cause mortality (Censoring at 3 Months);

0= No
1=Yes

TOTAL_MORT_FU_DIAA02: Censoring or Failure Time for All-Cause Mortality (Censoring at 3 months)

Computes the censoring or failure time for all-cause Mortality (Censoring at 3 Months);

B. Intention-to-Treat Variables

ADJPROCFEVT01: Adjudicated or procedure event (Intent to treat)

adjprocevt01=(adjevt01 or procevt01);

0= No
1=Yes

ADJPROCFU02: Censoring or Failure Time for Adjudicated or Procedure Event (Intent to treat)

Computes the censoring or failure time for adjudicated or procedure events (Intent to treat)

DIALYSIS_FEVT01: Return to dialysis

Categorical variable defining whether a participant returned to dialysis:

0= No
1=Yes

DIALYSIS_FU03: Censoring or Failure Time for return to dialysis cont

Computes the censoring or failure time for returning to dialysis

TOTAL_MORT_FDT02: Censoring or Failure Date for All-Cause Mortality (Intent to treat)

Censoring or failure date for all-cause mortality (Intent to treat)

TOTAL_MORT_FEVT01: All-Cause Mortality (Intent to treat)

Categorical variable defining all-cause mortality (Intent to treat);

0= No
1=Yes

TOTAL_MORT_FU02: Censoring or Failure Time for All-Cause Mortality (Intent to treat)

Computes the censoring or failure time for all-cause mortality (Intent to treat)

5.4.1.1 Composite Variables

TM_ADJ_FEVT01: All Cause Mortality + CVD Event (excluding procedures), (Intent to treat)
Categorical variable defining all-cause mortality + CVD Event
0= No
1=Yes

TM_ADJ_FDT01: Censoring or Failure Date for Total Mortality + CVD outcome (Intent to treat)
Censoring or failure date for all-cause mortality and CVD outcome

TM_ADJ_FU01: Censoring or Failure Time for total mortality + CVD Event (Intent to treat)
Computes the censoring or failure time for all-cause mortality and CVD outcome

TM_CVD_CENSOR_FEVT01: All-Cause Mortality + Primary CVD (Censored 3-month post dialysis)

Categorical variable defining all-cause mortality and primary CVD
0= No
1=Yes

TM_CVD_CENSOR_FU01: Censoring or Failure Time for All-Cause Mortality + Primary CVD (Censored 3-month post dialysis)

Computes the censoring or failure time for all-cause mortality and primary CVD

TM_CVD_FEVT01: All-Cause Mortality + Primary CVD (Intent to treat)

Categorical variable defining all-cause mortality and primary CVD

0= No
1=Yes

TM_CVD_FDT01: Censoring or Failure Date for All-Cause Mortality + Primary CVD (Intent to treat)

Censoring or failure date for all-cause mortality and primary CVD

TM_CVD_FU01: Censoring or Failure Time for All-Cause Mortality + Primary CVD (Intent to treat)

Computes the censoring or failure time for all-cause mortality and primary CVD

TM_DIA_FEVT01: All-Cause Mortality + Return to Dialysis
Categorical variable defining all-cause mortality + return to dialysis
0= No
1=Yes

TM_DIA_FDT01: Censoring or Failure Date for All-Cause Mortality + Return to Dialysis
Censoring or failure date for all-cause mortality and return to dialysis

TM_DIA_FU01: Censoring or Failure Time for All-Cause Mortality + Return to Dialysis
Computes the censoring or failure time for all-cause mortality return to dialysis

5.4.2. Dataset: ADJ_DEATH_NIDDKV1 (contains First CVD related Death Outcome Variables)

ADJ_ DEATH _FDT02 (Date of First CVD DEATH)
Date the CVD death occurred

A. Censoring at 3-months post-dialysis Variables

ADJ_DEATH_FEVT_DIAA01: First CVD DEATH (Censoring at 3 Months)
Categorical variable defining First CVD death (Censoring at 3 Months)

0= No
1=Yes

ADJ_ DEATH _FU_DIAA02: Censoring or Failure Time for First CVD DEATH (Censoring at 3 months)

Computes the censoring or failure time for first CVD death (Censoring at 3 Months)

B. Intention-to-Treat Variables

ADJ_ DEATH _FEVT01: First CVD DEATH **(**Intent to treat**)**
Categorical variable defining first CVD death (Censoring at 3 Months)

0= No
1=Yes

ADJ_ DEATH _FU02: Censoring or Failure Time for First CVD DEATH (Intent to treat**)**

Computes the censoring or failure time for first CVD death (Censoring at 3 Months)

5.4.3. Dataset: ADJ_MI_EP_NIDDKV1 (contains First Myocardial Infarction Outcome Variables Fatal or Non-Fatal)

ADJ_MI_FDT03 (Censored Date)
Date of either event (MI – non fatal), or last follow-up or death or withdrawal date or randomization date (if not follow-up has occurred)

ADJ_MI_FDT04: (Intent to treat)
Date of either event (MI- fatal or non-fatal), or last follow-up or death or withdrawal date or randomization date (if not follow-up has occurred)

A. Censoring at 3-months post-dialysis Variables

Non-Fatal:
ADJ_MI_FEVT_DIAA01: First MI (Censoring at 3 Months)
Categorical variable defining first MI (Censoring at 3 Months)

0= No
1=Yes

ADJ_MI_FU_DIAA03: Censoring or Failure Time for First MI (Censoring at 3 months)

Computes the censoring or failure time for first MI (Censoring at 3 Months)

Fatal or Non-Fatal:
ADJ_MI_FEVT_DIAA02: First MI (Censoring at 3 Months)
Categorical variable defining First MI (Censoring at 3 Months)

0= No
1=Yes

ADJ_MI_FU_DIAA04: Censoring or Failure Time for First MI (Censoring at 3 months)

Computes the censoring or failure time for first MI (Censoring at 3 Months)

B. Intention-to-Treat Variables

Non-Fatal:
ADJ_MI_FEVT01: First MI **(**Intent to treat**)**
Categorical variable defining First MI (Censoring at 3 Months)

0= No
1=Yes

ADJ_MI_FU03: Censoring or Failure Time for First MI (Intent to treat**)**

Computes the censoring or failure time for first MI (Censoring at 3 Months)

Fatal or Non-Fatal:
ADJ_MI_FEVT02: First MI **(**Intent to treat**)**
Categorical variable defining First MI (Censoring at 3 Months)

0= No
1=Yes

ADJ_MI_FU04: Censoring or Failure Time for First MI (Intent to treat**)**

Computes the censoring or failure time for first MI (Censoring at 3 Months)

5.4.4. Dataset: ADJ_RSD_EP_NIDDKV1 (contains First Resuscitated Sudden Death Outcome Variables)

ADJ_RSD_FDT02 (Date of First RSD)
Date the RSD occurred

A. Censoring at 3-months post-dialysis Variables

ADJ_RSD_FEVT_DIAA01: First RSD (Censoring at 3 Months)
Categorical variable defining First RSD (Censoring at 3 Months)

0= No
1=Yes

ADJ_RSD_FU_DIAA02: Censoring or Failure Time for First RSD (Censoring at 3 months)

Computes the censoring or failure time for first RSD (Censoring at 3 Months)

B. Intention-to-Treat Variables

ADJ_RSD_FEVT01: First RSD **(**Intent to treat**)**
Categorical variable defining First RSD (Censoring at 3 Months)

0= No
1=Yes

ADJ_RSD_FU02: Censoring or Failure Time for First RSD (Intent to treat**)**

Computes the censoring or failure time for first RSD (Censoring at 3 Months)

5.4.5. Dataset: ADJ_STROKE_EP_NIDDKV1 (contains First Stroke Outcome Variables Fatal or Non-Fatal)

ADJ_STROKE_FDT03: (Censored Date)
Date of either event (Stroke-non-fatal), or last follow-up or death or withdrawal date or randomization date (if not follow-up has occurred)

ADJ_STROKE_FDT04: (Intent to treat)
Date of either event (Stroke – fatal or non-fatal), or last follow-up or death or withdrawal date or randomization date (if not follow-up has occurred)

A. Censoring at 3-months post-dialysis Variables

Non-Fatal:
ADJ_STROKE_FEVT_DIAA01: First STROKE (Censoring at 3 Months)
Categorical variable defining First STROKE (Censoring at 3 Months)

0= No
1=Yes

ADJ_STROKE_FU_DIAA03: Censoring or Failure Time for First STROKE (Censoring at 3 months)

Computes the censoring or failure time for first STROKE (Censoring at 3 Months)

Fatal or Non-Fatal:
ADJ_STROKE_FEVT_DIAA02: First STROKE (Censoring at 3 Months)
Categorical variable defining first STROKE (Censoring at 3 Months)

0= No
1=Yes
ADJ_STROKE_FU_DIAA04: Censoring or Failure Time for First STROKE (Censoring at 3 months)

Computes the censoring or failure time for first STROKE (Censoring at 3 Months)

B. Intention-to-Treat Variables

Non-Fatal:
ADJ_STROKE_FEVT01: First STROKE **(**Intent to treat**)**
Categorical variable defining first STROKE (Censoring at 3 Months)

0= No
1=Yes

ADJ_STROKE_FU03: Censoring or Failure Time for First STROKE (Intent to treat**)**

Computes the censoring or failure time for first STROKE (Censoring at 3 Months)

Fatal or Non-Fatal:
ADJ_STROKE_FEVT02: First STROKE **(**Intent to treat**)**
Categorical variable defining first STROKE (Censoring at 3 Months)

0= No
1=Yes

ADJ_STROKE_FU04: Censoring or Failure Time for First STROKE (Intent to treat**)**

Computes the censoring or failure time for first STROKE (Censoring at 3 Months)

5.4.6. Dataset: PROCEDURE_EP_NIDDKV1 (contains First Procedural Outcome Variables)

PROCEDURE_FDT02 (Date of First PROCEDURE)
Date the PROCEDURE occurred

A. Censoring at 3-months post-dialysis Variables

PROCEDURE_FEVT_DIAA01: First PROCEDURE (Censoring at 3 Months)
Categorical variable defining First PROCEDURE (Censoring at 3 Months)

0= No
1=Yes
PROCEDURE_FU_DIAA02: Censoring or Failure Time for First PROCEDURE (Censoring at 3 months)

Computes the censoring or failure time for first PROCEDURE (Censoring at 3 Months)

B. Intention-to-Treat Variables

PROCEDURE_FEVT01: First PROCEDURE **(**Intent to treat**)**
Categorical variable defining First PROCEDURE (Censoring at 3 Months)

0= No
1=Yes

PROCEDURE_FU02: Censoring or Failure Time for First PROCEDURE (Intent to treat**)**

Computes the censoring or failure time for first PROCEDURE (Censoring at 3 Months

5.4.7. Dataset: TREAT_NIDDKV1 (contains Treatment Assigment)

TREATHL02

High= multivitamin augmented by a high dose combination of folic acid, vitamin B12, and vitamin B6
Low= multivitamin containing no folic acid, and Estimated Average Requirement (EAR) amounts of vitamin B6 and vitamin B12

Data Set Name	ADJPROCEP_ALL	Observations	4110
Created	October 22, 2013	Variables	28
Last Modified	October 22, 2013		

#	Variable	Type	Length	Format	Label	Coding if Categorical	Version Change
4	ADJPROCFDT02	Num	8	MMDDYY10.	Date of either event, or last follow-up or death or withdrawal date or randomization date (if no follow-up has occurred)		
3	ADJPROCFEVT01	Num	8		Adjudicated or procedure event (Intent to treat)	0= No 1= Yes	
7	ADJPROCFEVT_DIAA01	Num	8		Primary CVD (Censoring at 3 Months post-dialysis)	0= No 1= Yes	
6	ADJPROCFU02	Num	8		Censoring Time for Adjudicated or Procedure Event (Intent to treat)		
8	ADJPROCFU_DIAA02	Num	8		Censoring Time for Primary CVD (Censoring at 3 Months post-dialysis)		
1	BLINDID	Char	4	$4.	Blind ID		
18	DIALYSIS_FDT03	Num	8	MMDDYY10.	Date of return to dialysis or failure time		
14	DIALYSIS_FEVT01	Num	8		Return to dialysis	0= No 1= Yes	
19	DIALYSIS_FU03	Num	8		Censoring Time for return to dialysis cont		
2	SOURCE	Char	3		='HOS' Hospitalization form, ='ADJ' Adjudication	HOS= Hospitalization form ADJ= Adjudication	
24	TM_ADJ_FDT01	Num	8	MMDDYY10.	Date of event or failure time for composite all-cause mortality and adjudicated CVD events		
23	TM_ADJ_FEVT01	Num	8		All-cause mortality or adjudicated CVD competing risk event	0= No 1= Yes	
25	TM_ADJ_FU01	Num	8		Censoring or failure time for composite all-cause mortality and CVD outcome (excludes procedures)		
16	TM_CVD_CENSOR_FEVT01	Num	8		Censored primary CVD or censored all-cause mortality	0= No 1= Yes	

#	Variable	Type	Length	Format	Label	Coding if Categorical	Version Change
17	TM_CVD_CENSOR_FU01	Num	8		Censoring or failure time for composite censored primary CVD and censored all-cause mortality		
27	TM_CVD_FDT01	Num	8	MMDDYY10.	Date of event or failure time for composite primary CVD and all-cause mortality, ITT		
26	TM_CVD_FEVT01	Num	8		Composite primary CVD and all-cause mortality, ITT	0= No 1= Yes	
28	TM_CVD_FU01	Num	8		Censoring or failure time for composite primary CVD and all-cause mortality, ITT		
21	TM_DIA_FDT01	Num	8	MMDDYY10.	Date of event or failure time for composite all-cause mortality and return to dialysis		
20	TM_DIA_FEVT01	Num	8		Total mortality or return to dialysis competing risk event	0= No 1= Yes	
22	TM_DIA_FU01	Num	8		Censoring or failure time for composite all-cause mortality and return to dialysis		
10	TOTAL_MORT_FDT02	Num	8	MMDDYY10.	Censoring Date for All Cause Mortality (Intent to treat)		
9	TOTAL_MORT_FEVT01	Num	8		All Cause Mortality (Intent to treat)	0= No 1= Yes	
12	TOTAL_MORT_FEVT_DIAA01	Num	8		All Cause Mortality (Censoring at 3 Months post-dialysis)	0= No 1= Yes	
11	TOTAL_MORT_FU02	Num	8		Censoring Time for All Cause Mortality (Intent to treat)		
13	TOTAL_MORT_FU_DIAA02	Num	8		Censoring Time for All Cause Mortality (Censoring at 3 Months post-dialysis)		
5	TREATHL02	Char	4		Treatment Group Assignment	LOW HIGH	
15	TYPE01	Char	9		Type of event		

Obs	BLINDID	SOURCE	ADJPROCFEVT01	ADJPROCFDT02	TREATHL02	ADJPROCFU02	ADJPROCFEVT_DIAA01	ADJPROCFU_DIAA02
1	0001		0	08/08/2008	LOW	1842	0	1842
2	0002		0	06/24/2009	HIGH	2462	0	2462

Obs	BLINDID	SOURCE	ADJPROCFEVT01	ADJPROCFDT02	TREATHL02	ADJPROCFU02	ADJPROCFEVT_DIAA01	ADJPROCFU_DIAA02
3	0003		0	06/24/2009	LOW	2297	0	2297
4	0004	ADJ	1	08/21/2004	LOW	480	1	480
5	0005		0	06/24/2009	LOW	2248	0	2248
6	0006		0	09/16/2004	HIGH	602	0	602
7	0007	ADJ	1	11/14/2006	HIGH	1265	1	1265
8	0008		0	04/06/2006	LOW	958	0	958
9	0009		0	03/20/2008	LOW	1889	0	1889
10	0010		0	06/24/2009	HIGH	2163	0	2163

Obs	TOTAL_MORT_FEVT01	TOTAL_MORT_FDT02	TOTAL_MORT_FU02	TOTAL_MORT_FEVT_DIAA01	TOTAL_MORT_FU_DIAA02	DIALYSIS_FEVT01
1	1	08/08/2008	1842	1	1842	0
2	0	06/24/2009	2462	0	2462	0
3	0	06/24/2009	2297	0	2297	0
4	1	04/20/2008	1818	1	1818	0
5	0	06/24/2009	2248	0	2248	0
6	0	03/15/2005	782	0	782	0
7	1	11/14/2006	1265	1	1265	0
8	1	04/06/2006	958	1	958	0
9	0	03/20/2008	1889	0	1889	0
10	0	06/24/2009	2163	0	2163	0

Obs	TYPE01	TM_CVD_CENSOR_FEVT01	TM_CVD_CENSOR_FU01	DIALYSIS_FDT03	DIALYSIS_FU03	TM_DIA_FEVT01	TM_DIA_FDT01
1		1	1842	08/08/2008	1842	1	08/08/2008
2		0	2462	06/24/2009	2462	0	06/24/2009
3		0	2297	06/24/2009	2297	0	06/24/2009
4	MI	1	480	04/20/2008	1818	1	04/20/2008
5		0	2248	06/24/2009	2248	0	06/24/2009

Obs	TYPE01	TM_CVD_CENSOR_FEVT01	TM_CVD_CENSOR_FU01	DIALYSIS_FDT03	DIALYSIS_FU03	TM_DIA_FEVT01	TM_DIA_FDT01
6		0	602	09/16/2004	602	0	09/16/2004
7	Death	1	1265	11/14/2006	1265	1	11/14/2006
8		1	958	04/06/2006	958	1	04/06/2006
9		0	1889	03/20/2008	1889	0	03/20/2008
10		0	2163	06/24/2009	2163	0	06/24/2009

Obs	TM_DIA_FU01	TM_ADJ_FEVT01	TM_ADJ_FDT01	TM_ADJ_FU01	TM_CVD_FEVT01	TM_CVD_FDT01	TM_CVD_FU01
1	1842	1	08/08/2008	1842	1	08/08/2008	1842
2	2462	0	06/24/2009	2462	0	06/24/2009	2462
3	2297	0	06/24/2009	2297	0	06/24/2009	2297
4	1818	1	08/21/2004	480	1	08/21/2004	480
5	2248	0	06/24/2009	2248	0	06/24/2009	2248
6	602	0	09/16/2004	602	0	09/16/2004	602
7	1265	1	11/14/2006	1265	1	11/14/2006	1265
8	958	1	04/06/2006	958	1	04/06/2006	958
9	1889	0	03/20/2008	1889	0	03/20/2008	1889
10	2163	0	06/24/2009	2163	0	06/24/2009	2163

Adjudicated or procedure event (Intent to treat)

ADJPROCFEVT01	Frequency	Percent
0	3526	85.79
1	584	14.21

Primary CVD (Censoring at 3 Months post-dialysis)

ADJPROCFEVT_DIAA01	Frequency	Percent
0	3563	86.69
1	547	13.31

Return to dialysis

DIALYSIS_FEVT01	Frequency	Percent
0	3767	91.65
1	343	8.35

='HOS' Hospitalization form, ='ADJ' Adjudication

SOURCE	Frequency	Percent
ADJ	312	7.59
HOS	272	6.62
Missing	3526	85.79

All-cause mortality or adjudicated CVD competing risk event

TM_ADJ_FEVT01	Frequency	Percent
0	3472	84.48
1	638	15.52

Censored primary CVD or censored all-cause mortality

TM_CVD_CENSOR_FEVT01	Frequency	Percent
0	3344	81.36
1	766	18.64

Composite primary CVD and all-cause mortality, ITT

TM_CVD_FEVT01	Frequency	Percent
0	3288	80.00
1	822	20.00

Total mortality or return to dialysis competing risk event

TM_DIA_FEVT01	Frequency	Percent
0	3357	81.68
1	753	18.32

All Cause Mortality (Intent to treat)

TOTAL_MORT_FEVT01	Frequency	Percent
0	3617	88.00
1	493	12.00

All Cause Mortality (Censoring at 3 Months post-dialysis)

TOTAL_MORT_FEVT_DIAA01	Frequency	Percent
0	3679	89.51
1	431	10.49

Treatment Group Assignment

TREATHL02	Frequency	Percent
HIGH	2056	50.02
LOW	2054	49.98

Type of event

TYPE01	Frequency	Percent
Death	100	2.43
MI	145	3.53
RSD	9	0.22
Stroke	58	1.41
Missing	3526	85.79
hos19a	91	2.21
hos20a	48	1.17
hos23a	9	0.22
hos24a	6	0.15
hos25a	21	0.51
hos26a	2	0.05
hos27a	42	1.02
hos28a	18	0.44
hos29a	10	0.24
hos3a	13	0.32
hos4a	10	0.24
hos5a	2	0.05

Variable	*Label*	*N*	*Mean*	*Median*	*Std Dev*	*Minimum*	*Maximum*
ADJPROCFU02	Censoring Time for Adjudicated or Procedure Event (Intent to treat)	4110	1360.93	1294.00	609.34	0.00	2493.00
ADJPROCFU_DIAA02	Censoring Time for Primary CVD (Censoring at 3 Months post-dialysis)	4110	1331.31	1257.50	611.89	0.00	2493.00
DIALYSIS_FU03	Censoring Time for return to dialysis cont	4110	1402.06	1330.50	591.05	0.00	2493.00
TM_ADJ_FU01	Censoring or failure time for composite all-cause mortality and CVD outcome (excl. procedures)	4110	1407.72	1340.50	590.02	0.00	2493.00
TM_CVD_CENSOR_FU01	Censoring or failure time for composite censored primary CVD and censored all-cause mortality	4110	1331.31	1257.50	611.89	0.00	2493.00
TM_CVD_FU01	Censoring or failure time for composite primary CVD and all-cause mortality, ITT	4110	1360.93	1294.00	609.34	0.00	2493.00
TM_DIA_FU01	Censoring or failure time for composite all-cause mortality and return to dialysis	4110	1405.41	1333.50	587.91	0.00	2493.00
TOTAL_MORT_FU02	Censoring Time for All Cause Mortality (Intent to treat)	4109	1464.14	1408.00	558.58	0.00	2493.00
TOTAL_MORT_FU_DIAA02	Censoring Time for All Cause Mortality (Censoring at 3 Months post-dialysis)	4109	1429.78	1359.00	568.06	0.00	2493.00

ADJPROCEP_ALL : Censoring Time for Adjudicated or Procedure Event (Intent to treat)

	N	%
Missing Values	0	0.0

Quantiles	
Min	0.0
1%	0.0
5%	217.0
10%	487.5
25% Q1	1010.0
50% Med	1294.0
75% Q3	1868.0
90%	2170.0
95%	2289.0
99%	2447.0
Max	2493.0

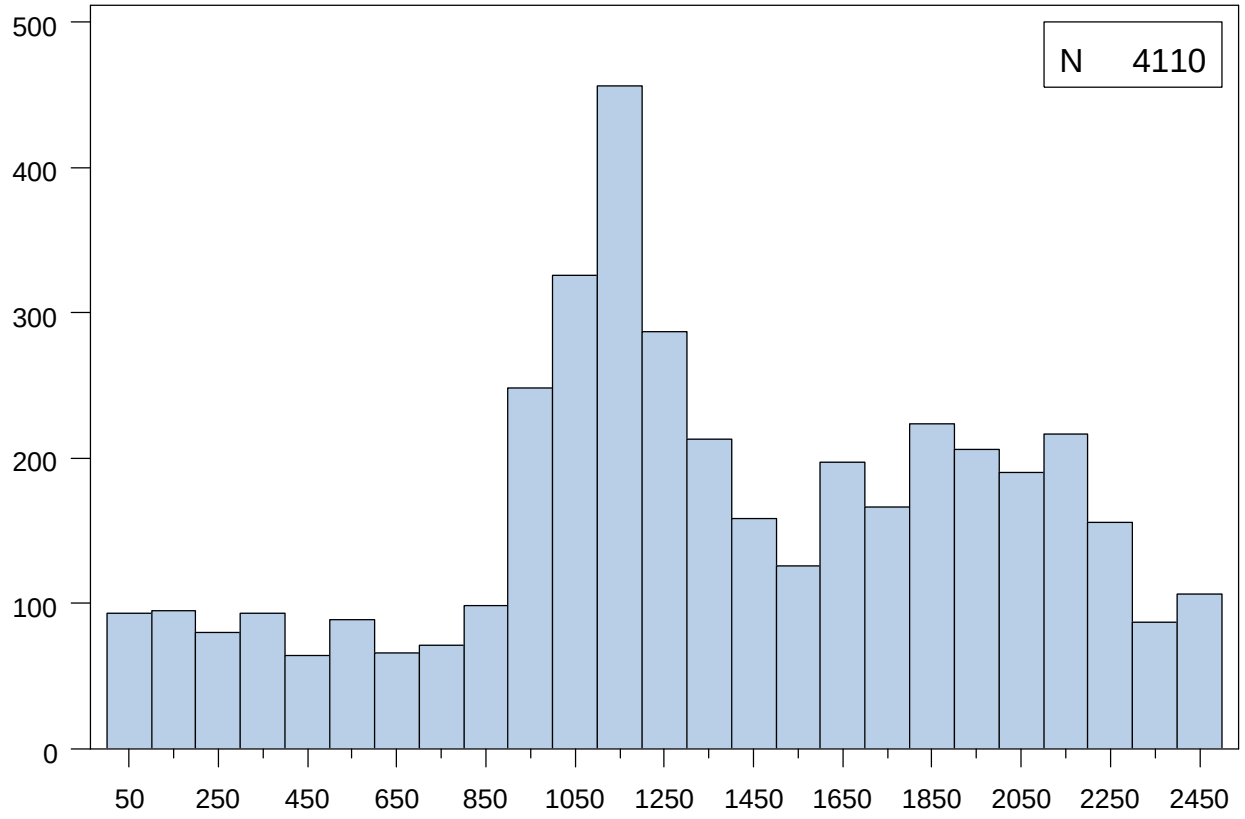

Extremes	
Lowest	N
0.0	52
2.0	1
3.0	1
6.0	1
9.0	2
Highest	N
2484.0	2
2485.0	3
2486.0	5
2490.0	2
2493.0	1

Mean	1360.9	Median	1294.0	Mode	0.0
Standard Deviation	609.3	Interquartile Range	858.0	Range	2493.0

ADJPROCEP_ALL : Censoring Time for Primary CVD (Censoring at 3 Months post-dialysis)

	N	%
Missing Values	0	0.0

Quantiles	
Min	0.0
1%	0.0
5%	216.0
10%	431.5
25% Q1	975.0
50% Med	1257.5
75% Q3	1848.0
90%	2157.0
95%	2275.0
99%	2443.0
Max	2493.0

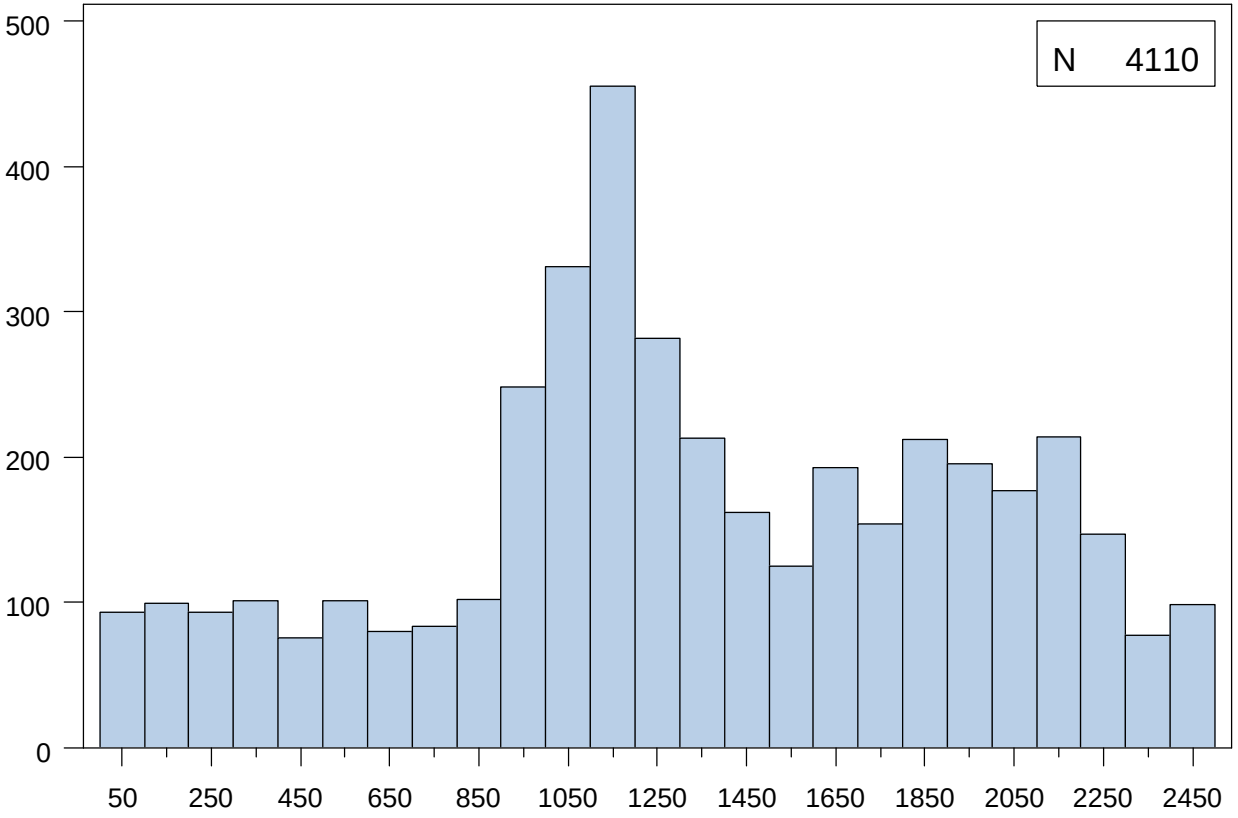

Extremes	
Lowest	N
0.0	52
2.0	1
3.0	1
6.0	1
9.0	2
Highest	N
2480.0	2
2484.0	2
2485.0	3
2486.0	4
2493.0	1

Mean	1331.3	Median	1257.5	Mode	0.0
Standard Deviation	611.9	Interquartile Range	873.0	Range	2493.0

ADJPROCEP_ALL : Censoring Time for return to dialysis cont

	N	%
Missing Values	0	0.0

Quantiles	
Min	0.0
1%	0.0
5%	283.0
10%	601.0
25% Q1	1051.0
50% Med	1330.5
75% Q3	1896.0
90%	2176.0
95%	2297.0
99%	2451.0
Max	2493.0

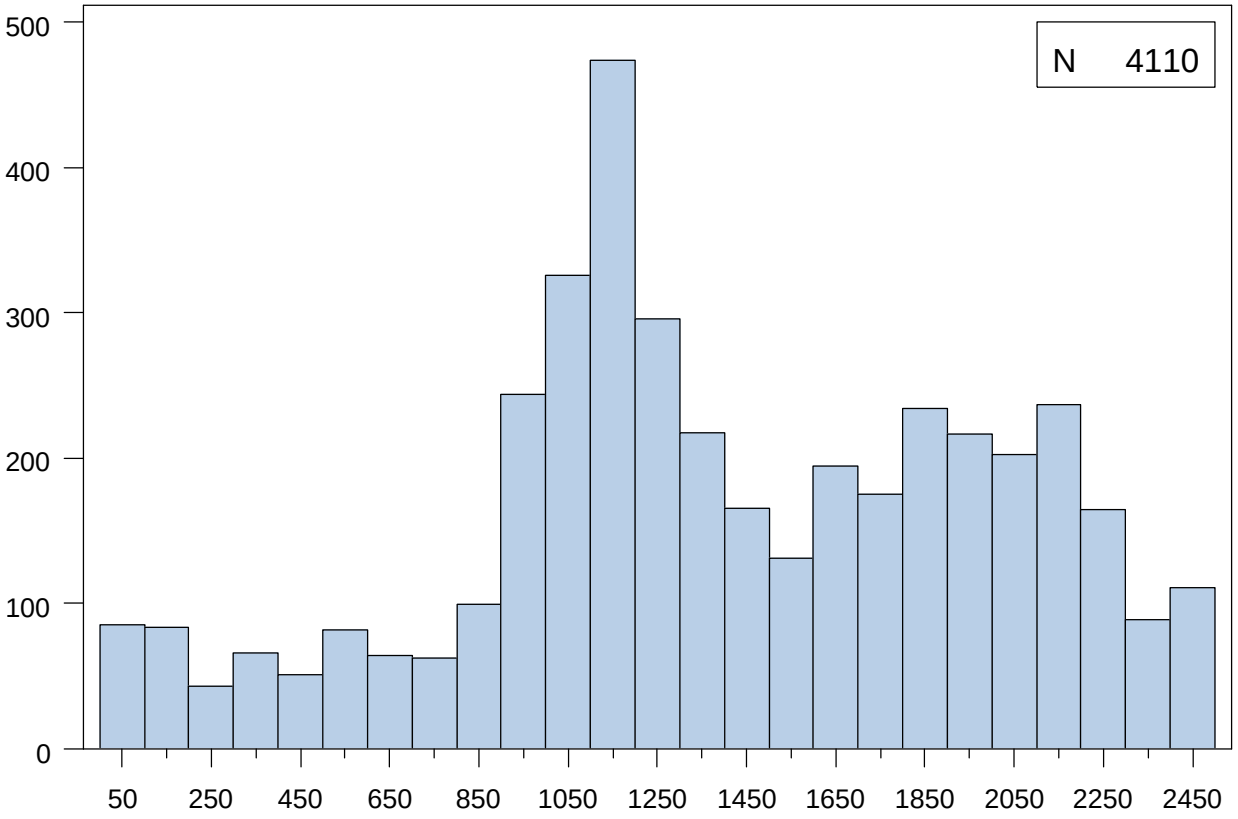

Extremes	
Lowest	N
0.0	69
19.0	1
35.0	1
38.0	1
42.0	1
Highest	N
2483.0	1
2484.0	3
2485.0	3
2486.0	5
2493.0	1

Mean	1402.1	Median	1330.5	Mode	0.0
Standard Deviation	591.1	Interquartile Range	845.0	Range	2493.0

ADJPROCEP_ALL : Censoring or failure time for composite all-cause mortality and CVD outcome (excludes procedures)

	N	%
Missing Values	0	0.0

Quantiles	
Min	0.0
1%	0.0
5%	286.0
10%	600.0
25% Q1	1057.0
50% Med	1340.5
75% Q3	1900.0
90%	2179.0
95%	2302.0
99%	2451.0
Max	2493.0

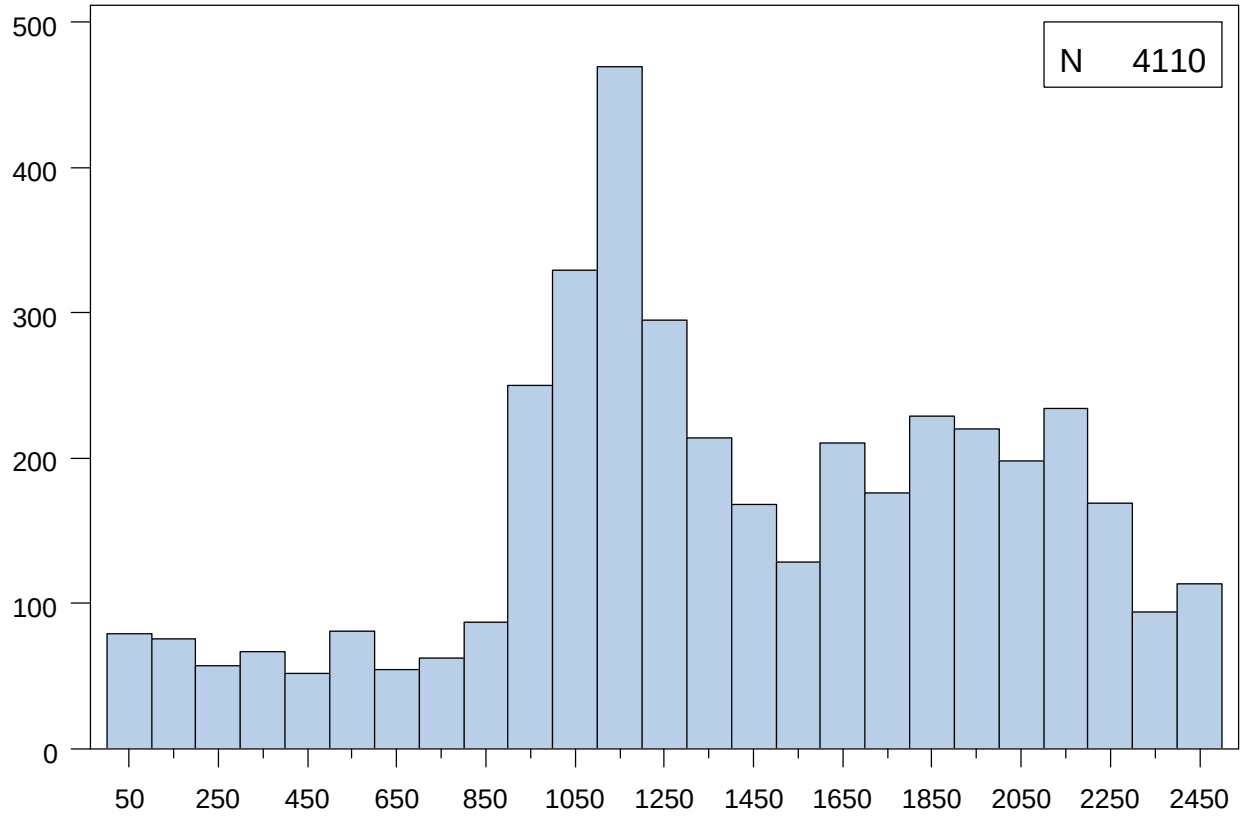

Extremes	
Lowest	N
0.0	52
2.0	1
6.0	1
9.0	2
15.0	1
Highest	N
2484.0	3
2485.0	3
2486.0	5
2490.0	2
2493.0	1

Mean	1407.7	Median	1340.5	Mode	0.0
Standard Deviation	590.0	Interquartile Range	843.0	Range	2493.0

ADJPROCEP_ALL : Censoring or failure time for composite censored primary CVD and censored all-cause mortality

	N	%
Missing Values	0	0.0

Quantiles	
Min	0.0
1%	0.0
5%	216.0
10%	431.5
25% Q1	975.0
50% Med	1257.5
75% Q3	1848.0
90%	2157.0
95%	2275.0
99%	2443.0
Max	2493.0

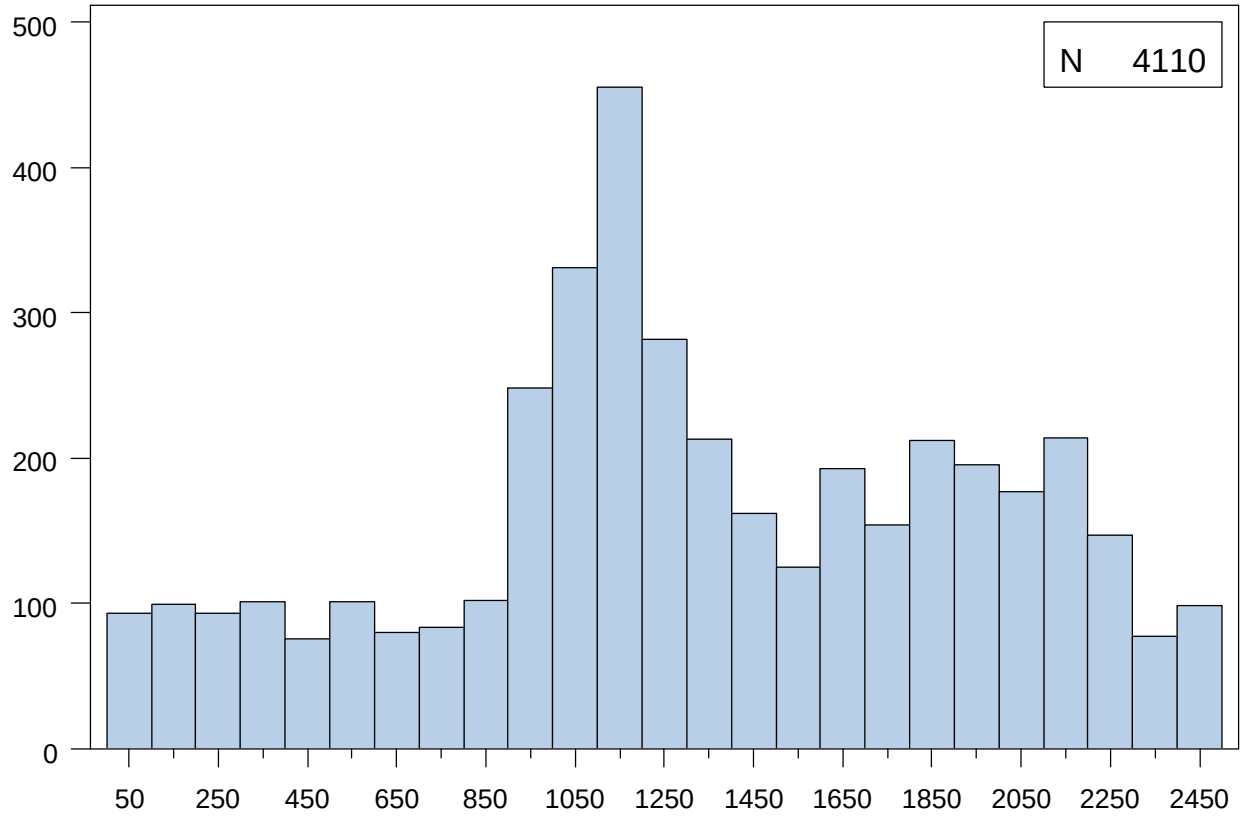

Extremes	
Lowest	N
0.0	52
2.0	1
3.0	1
6.0	1
9.0	2
Highest	N
2480.0	2
2484.0	2
2485.0	3
2486.0	4
2493.0	1

Mean	1331.3	Median	1257.5	Mode	0.0
Standard Deviation	611.9	Interquartile Range	873.0	Range	2493.0

Job FV186108b by UCCKXJ on 23OCT13 07:18

NIDDK Closure Data Dictionary - Based on data retrieved May 17, 2010

ADJPROCEP_ALL : Censoring or failure time for composite primary CVD and all-cause mortality ITT

	N	%
Missing Values	0	0.0

Quantiles	
Min	0.0
1%	0.0
5%	217.0
10%	487.5
25% Q1	1010.0
50% Med	1294.0
75% Q3	1868.0
90%	2170.0
95%	2289.0
99%	2447.0
Max	2493.0

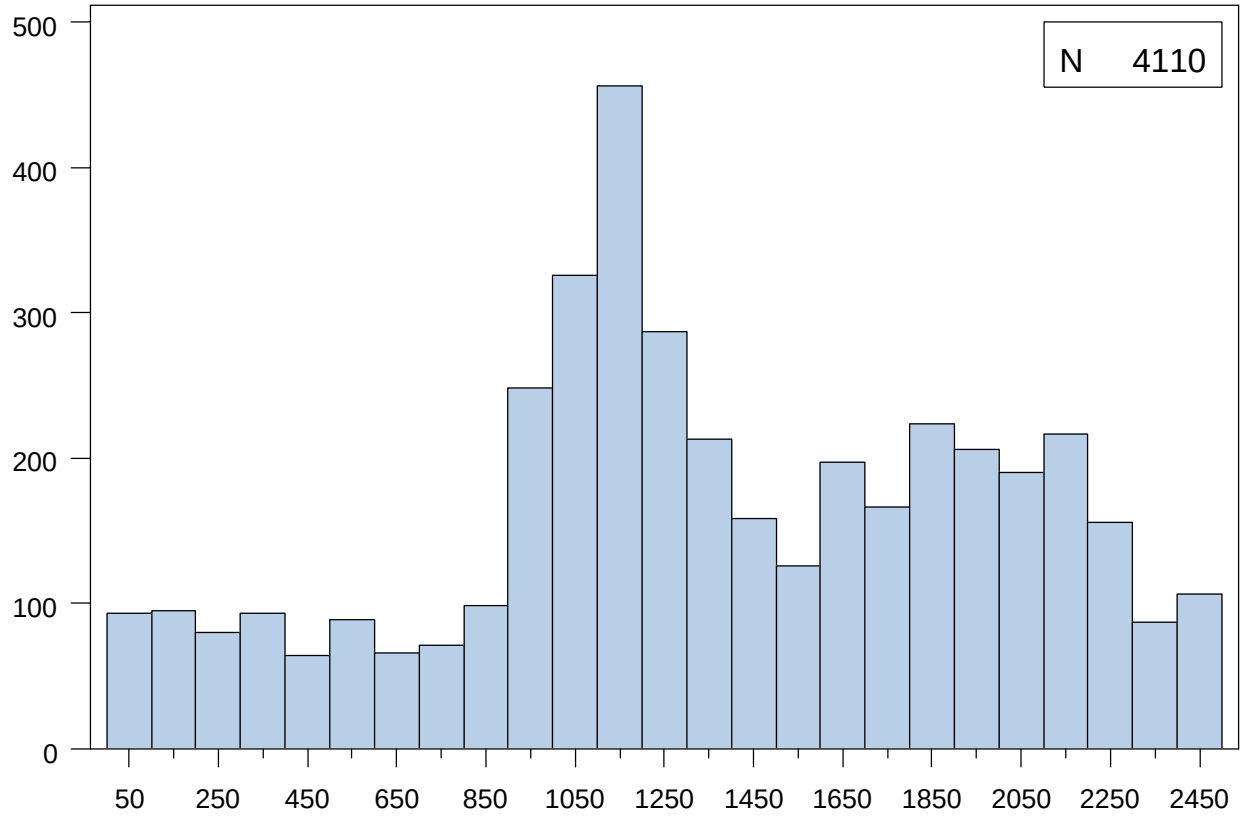

Extremes	
Lowest	N
0.0	52
2.0	1
3.0	1
6.0	1
9.0	2
Highest	N
2484.0	2
2485.0	3
2486.0	5
2490.0	2
2493.0	1

Mean	1360.9	Median	1294.0	Mode	0.0
Standard Deviation	609.3	Interquartile Range	858.0	Range	2493.0

Job FV186108b by UCCKXJ on 23OCT13 07:18

NIDDK Closure Data Dictionary - Based on data retrieved May 17, 2010

ADJPROCEP_ALL : Censoring or failure time for composite all-cause mortality and return to dialysis

	N	%
Missing Values	0	0.0

Quantiles	
Min	0.0
1%	0.0
5%	292.0
10%	608.5
25% Q1	1053.0
50% Med	1333.5
75% Q3	1896.0
90%	2176.0
95%	2297.0
99%	2451.0
Max	2493.0

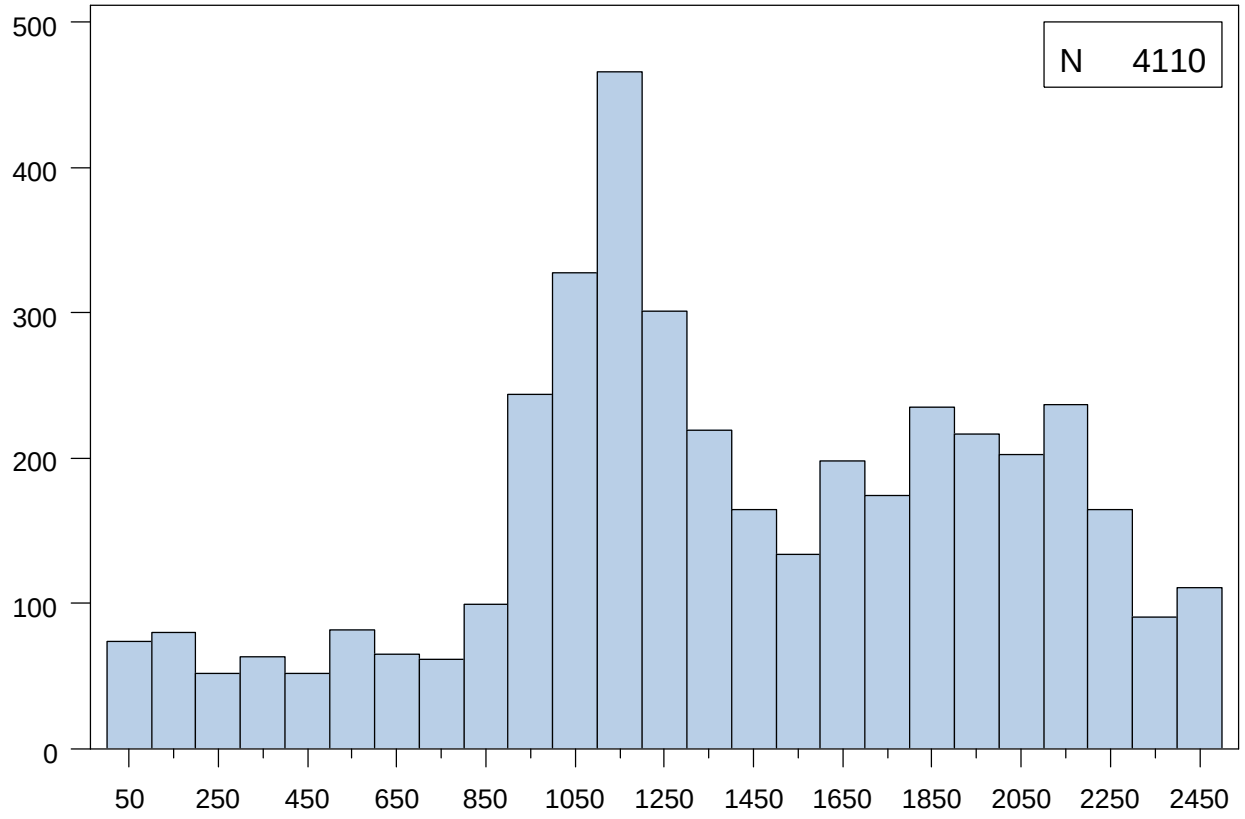

Extremes	
Lowest	N
0.0	56
19.0	1
35.0	1
38.0	1
42.0	1
Highest	N
2483.0	1
2484.0	3
2485.0	3
2486.0	5
2493.0	1

Mean	1405.4	Median	1333.5	Mode	0.0
Standard Deviation	587.9	Interquartile Range	843.0	Range	2493.0

ADJPROCEP_ALL : Censoring Time for All Cause Mortality (Intent to treat)

	N	%
Missing Values	1	0.0

Quantiles	
Min	0.0
1%	108.0
5%	442.0
10%	812.0
25% Q1	1097.0
50% Med	1408.0
75% Q3	1933.0
90%	2199.0
95%	2318.0
99%	2458.0
Max	2493.0

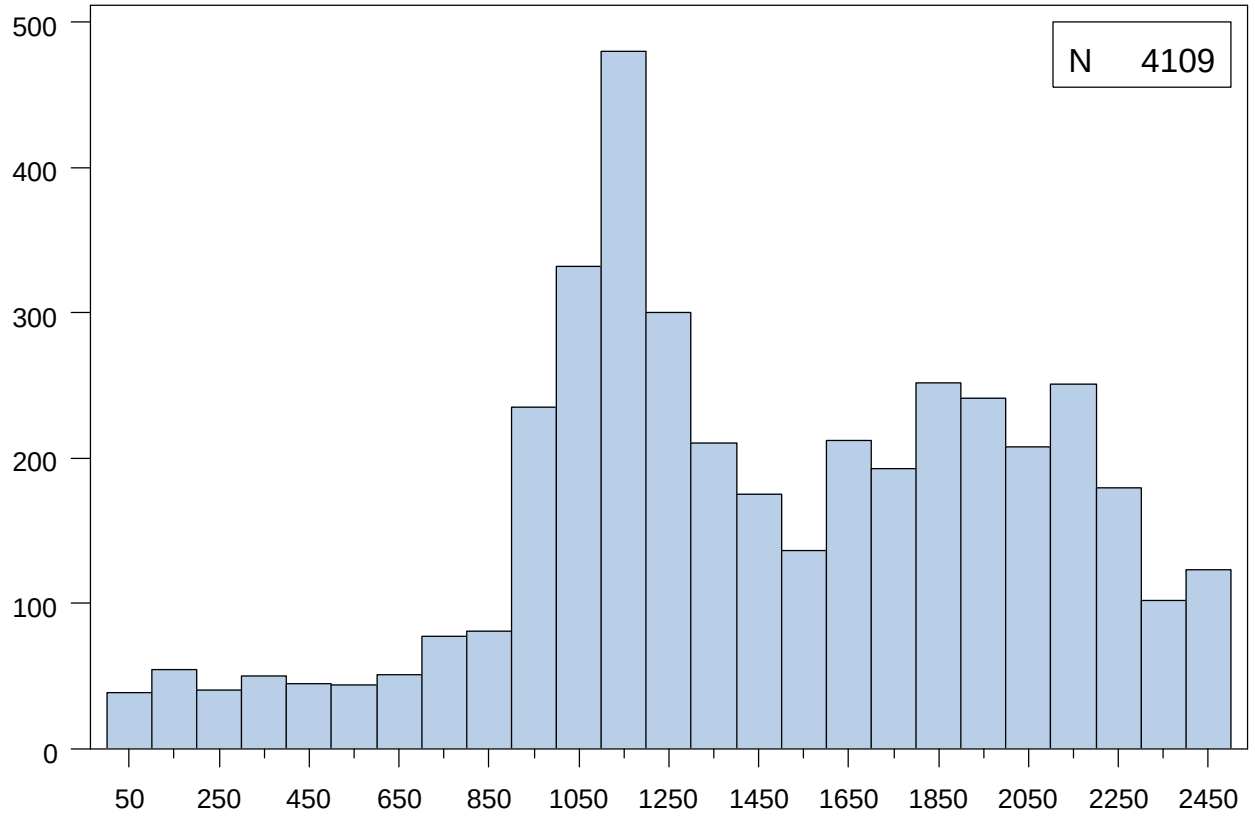

Extremes	
Lowest	N
0.0	6
2.0	2
5.0	1
9.0	1
10.0	1
Highest	N
2484.0	3
2485.0	3
2486.0	6
2490.0	2
2493.0	1

Mean	1464.1	Median	1408.0	Mode	1209.0
Standard Deviation	558.6	Interquartile Range	836.0	Range	2493.0

ADJPROCEP_ALL : Censoring Time for All Cause Mortality (Censoring at 3 Months post-dialysis)

	N	%
Missing Values	1	0.0

Quantiles	
Min	0.0
1%	108.0
5%	397.0
10%	715.0
25% Q1	1071.0
50% Med	1359.0
75% Q3	1905.0
90%	2178.0
95%	2298.0
99%	2451.0
Max	2493.0

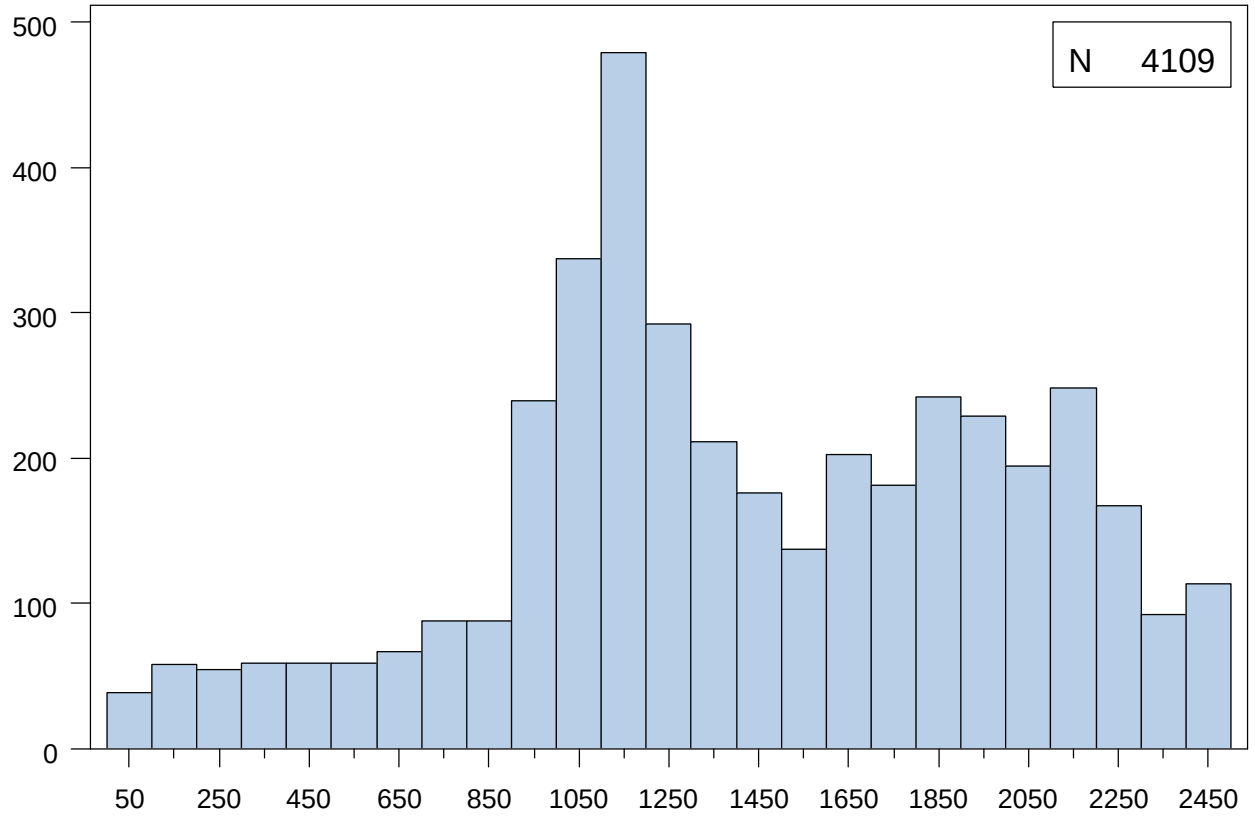

Extremes	
Lowest	N
0.0	6
2.0	2
5.0	1
9.0	1
10.0	1
Highest	N
2483.0	1
2484.0	3
2485.0	3
2486.0	5
2493.0	1

Mean	1429.8	Median	1359.0	Mode	1209.0
Standard Deviation	568.1	Interquartile Range	834.0	Range	2493.0

Data Set Name	ADJ_DEATH_EP	Observations	4110
Created	February 6, 2013	Variables	6
Last Modified	February 6, 2013		

#	Variable	Type	Length	Format	Label	Coding if Categorical	Version Change
3	ADJ_DEATH_FDT02	Num	8	MMDDYY10.	Date of CVD DEATH		
2	ADJ_DEATH_FEVT01	Num	8		CVD DEATH (Intent to treat)	0= No 1= Yes	
5	ADJ_DEATH_FEVT_DIAA01	Num	8		CVD DEATH (Censoring at 3 Months post-dialysis)	0= No 1= Yes	
4	ADJ_DEATH_FU02	Num	8		Censoring Time for First CVD DEATH (Intent to treat)		
6	ADJ_DEATH_FU_DIAA02	Num	8		Censoring Time for First CVD DEATH (Censoring at 3 Months post-dialysis)		
1	BLINDID	Char	4	$4.	Blind ID		

Obs	BLINDID	ADJ_DEATH_FEVT01	ADJ_DEATH_FDT02	ADJ_DEATH_FU02	ADJ_DEATH_FEVT_DIAA01	ADJ_DEATH_FU_DIAA02
1	0001	0	08/08/2008	1842	0	1842
2	0002	0	06/24/2009	2462	0	2462
3	0003	0	06/24/2009	2297	0	2297
4	0004	0	04/20/2008	1818	0	1818
5	0005	0	06/24/2009	2248	0	2248
6	0006	0	09/16/2004	602	0	602
7	0007	1	11/14/2006	1265	1	1265
8	0008	0	04/06/2006	958	0	958
9	0009	0	03/20/2008	1889	0	1889
10	0010	0	06/24/2009	2163	0	2163

Variable	*Label*	*N*	*Mean*	*Median*	*Std Dev*	*Minimum*	*Maximum*
ADJ_DEATH_FU02	Censoring Time for CVD DEATH (Intent to treat)	4110	1443.80	1385.00	576.37	0.00	2493.00
ADJ_DEATH_FU_DIAA02	Censoring Time for CVD DEATH (Censoring at 3 Months post-dialysis)	4110	1411.25	1343.00	583.86	0.00	2493.00

First CVD DEATH (Intent to treat)

ADJ_DEATH_FEVT01	*Frequency*	*Percent*
0	3919	95.35
1	191	4.65

First CVD DEATH
(Censoring at 3 Months post-dialysis)

ADJ_DEATH_FEVT_DIAA01	*Frequency*	*Percent*
0	3944	95.96
1	166	4.04

NIDDK Closure Data Dictionary - Based on data retrieved May 17, 2010

ADJ_DEATH_EP : Censoring Time for First CVD DEATH (Intent to treat)

	N	%
Missing Values	0	0.0

Quantiles	
Min	0.0
1%	0.0
5%	361.0
10%	739.5
25% Q1	1085.0
50% Med	1385.0
75% Q3	1919.0
90%	2195.5
95%	2312.0
99%	2458.0
Max	2493.0

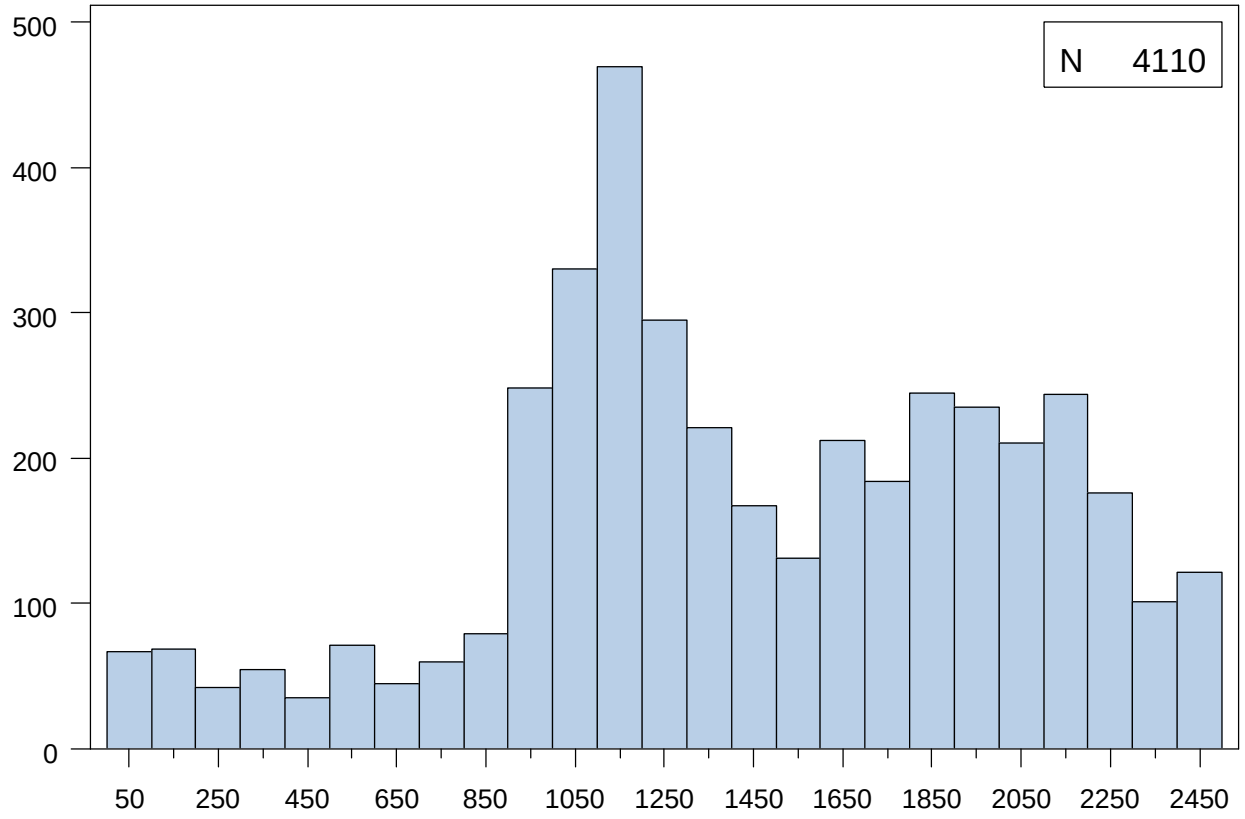

Extremes	
Lowest	N
0.0	52
9.0	1
35.0	1
38.0	1
42.0	1
Highest	N
2484.0	3
2485.0	3
2486.0	6
2490.0	2
2493.0	1

Mean	1443.8	Median	1385.0	Mode	0.0
Standard Deviation	576.4	Interquartile Range	834.0	Range	2493.0

Job FV186108 by UCCKXJ on 06FEB13 06:39

NIDDK Closure Data Dictionary - Based on data retrieved May 17, 2010

ADJ_DEATH_EP : Censoring Time for First CVD DEATH (Censoring at 3 Months post-dialysis)

	N	%
Missing Values	0	0.0

Quantiles	
Min	0.0
1%	0.0
5%	327.0
10%	634.0
25% Q1	1058.0
50% Med	1343.0
75% Q3	1900.0
90%	2176.5
95%	2297.0
99%	2451.0
Max	2493.0

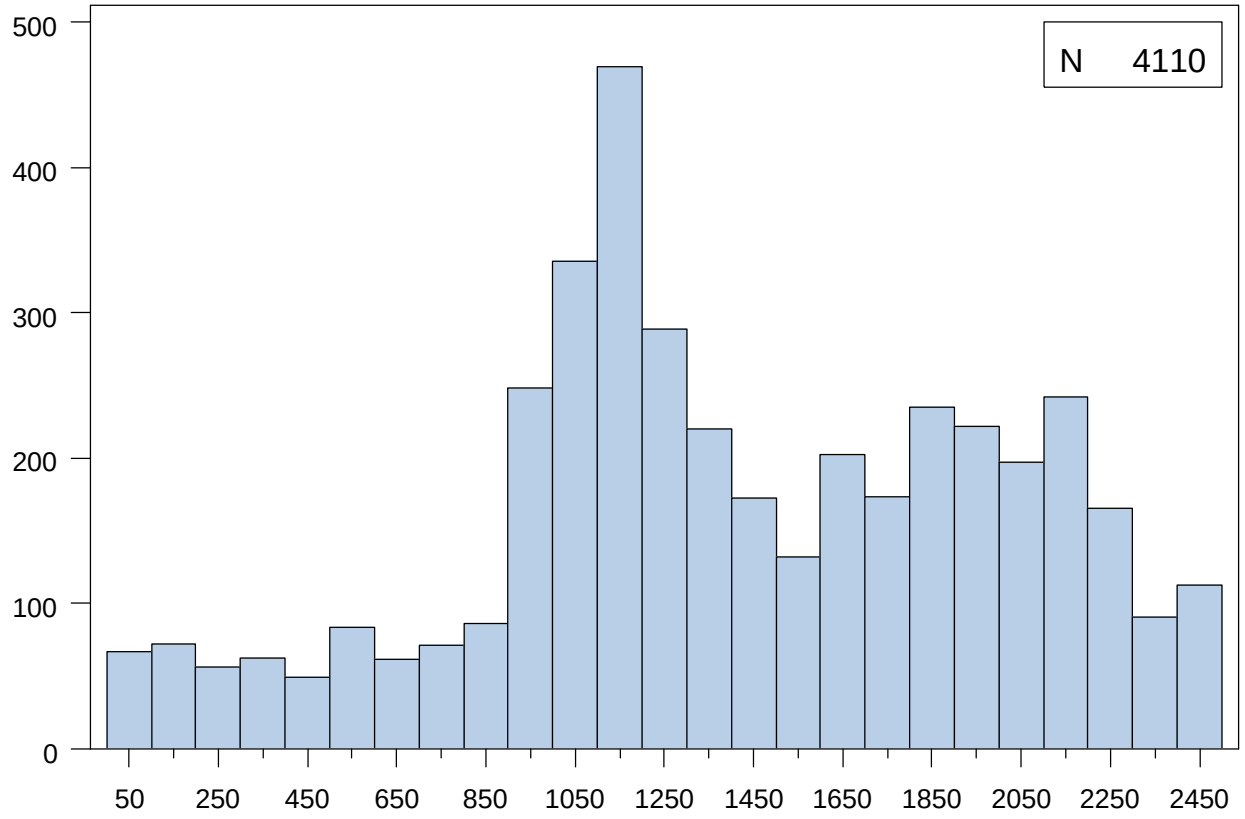

Extremes	
Lowest	N
0.0	52
9.0	1
35.0	1
38.0	1
42.0	1
Highest	N
2483.0	1
2484.0	3
2485.0	3
2486.0	5
2493.0	1

Mean	1411.2	Median	1343.0	Mode	0.0
Standard Deviation	583.9	Interquartile Range	842.0	Range	2493.0

Data Set Name	ADJ_MI_EP	Observations	4110
Created	February 6, 2013	Variables	11
Last Modified	February 6, 2013		

#	Variable	Type	Length	Format	Label	Coding if Categorical	Version Change
3	ADJ_MI_FDT03	Num	8	MMDDYY10.	Date of either event (non-fatal MI), or last follow-up or death or withdrawal date or randomization date (if not follow-up has occurred)		
8	ADJ_MI_FDT04	Num	8	MMDDYY10.	Date of either event (fatal or non-fatal MI), or last follow-up or death or withdrawal date or randomization date (if not follow-up has occurred)		
2	ADJ_MI_FEVT01	Num	8		First Non-Fatal MI (Intent to treat)	0= No 1= Yes	
7	ADJ_MI_FEVT02	Num	8		First Fatal or Non-Fatal MI (Intent to treat)	0= No 1= Yes	
5	ADJ_MI_FEVT_DIAA01	Num	8		First Non-Fatal MI (Censoring at 3 Months post-dialysis)	0= No 1= Yes	
10	ADJ_MI_FEVT_DIAA02	Num	8		First Fatal or Non-Fatal MI (Censoring at 3 Months post-dialysis)	0= No 1= Yes	
4	ADJ_MI_FU03	Num	8		Censoring Time for First Non-Fatal MI (Intent to treat)		
9	ADJ_MI_FU04	Num	8		Censoring Time for First Fatal or Non-Fatal MI (Intent to treat)		
6	ADJ_MI_FU_DIAA03	Num	8		Censoring Time for First Non-Fatal MI (Censoring at 3 Months post-dialysis)		
11	ADJ_MI_FU_DIAA04	Num	8		Censoring Time for First Fatal or Non-Fatal MI (Censoring at 3 Months post-dialysis)		
1	BLINDID	Char	4	$4.	Blind ID		

Obs	BLINDID	ADJ_MI_FEVT01	ADJ_MI_FDT03	ADJ_MI_FU03	ADJ_MI_FEVT_DIAA01	ADJ_MI_FU_DIAA03	ADJ_MI_FEVT02
1	0001	0	08/08/2008	1842	0	1842	0

Obs	*BLINDID*	*ADJ_MI_FEVT01*	*ADJ_MI_FDT03*	*ADJ_MI_FU03*	*ADJ_MI_FEVT_DIAA01*	*ADJ_MI_FU_DIAA03*	*ADJ_MI_FEVT02*
2	0002	0	06/24/2009	2462	0	2462	0
3	0003	0	06/24/2009	2297	0	2297	0
4	0004	1	08/21/2004	480	1	480	1
5	0005	0	06/24/2009	2248	0	2248	0
6	0006	0	09/16/2004	602	0	602	0
7	0007	0	11/14/2006	1265	0	1265	0
8	0008	0	04/06/2006	958	0	958	0
9	0009	0	03/20/2008	1889	0	1889	0
10	0010	0	06/24/2009	2163	0	2163	0

Obs	*ADJ_MI_FDT04*	*ADJ_MI_FU04*	*ADJ_MI_FEVT_DIAA02*	*ADJ_MI_FU_DIAA04*
1	08/08/2008	1842	0	1842
2	06/24/2009	2462	0	2462
3	06/24/2009	2297	0	2297
4	08/21/2004	480	1	480
5	06/24/2009	2248	0	2248
6	09/16/2004	602	0	602
7	11/14/2006	1265	0	1265
8	04/06/2006	958	0	958
9	03/20/2008	1889	0	1889
10	06/24/2009	2163	0	2163

First Non-Fatal MI (Intent to treat)

ADJ_MI_FEVT01	Frequency	Percent
0	3928	95.57
1	182	4.43

First Non-Fatal MI (Censoring at 3 Months post-dialysis)

ADJ_MI_FEVT_DIAA01	Frequency	Percent
0	3940	95.86
1	170	4.14

First Fatal or Non-Fatal MI (Intent to treat)

ADJ_MI_FEVT02	Frequency	Percent
0	3920	95.38
1	190	4.62

First Fatal or Non-Fatal MI (Censoring at 3 Months post-dialysis)

ADJ_MI_FEVT_DIAA02	Frequency	Percent
0	3934	95.72
1	176	4.28

Variable	*Label*	*N*	*Mean*	*Median*	*Std Dev*	*Minimum*	*Maximum*
ADJ_MI_FU03	Censoring Time for First Non-Fatal MI (Intent to treat)	4110	1415.73	1351.00	585.77	0.00	2493.00
ADJ_MI_FU_DIAA03	Censoring Time for First Non-Fatal MI (Censoring at 3 Months post-dialysis)	4110	1384.39	1308.00	591.59	0.00	2493.00
ADJ_MI_FU04	Censoring Time for First Fatal or Non-Fatal MI (Intent to treat)	4110	1415.73	1351.00	585.77	0.00	2493.00
ADJ_MI_FU_DIAA04	Censoring Time for First Fatal or Non-Fatal MI (Censoring at 3 Months post-dialysis)	4110	1384.39	1308.00	591.59	0.00	2493.00

ADJ_MI_EP : Censoring Time for First Non-Fatal MI (Intent to treat)

	N	%
Missing Values	0	0.0

Quantiles	
Min	0.0
1%	0.0
5%	303.0
10%	637.5
25% Q1	1066.0
50% Med	1351.0
75% Q3	1904.0
90%	2184.0
95%	2303.0
99%	2455.0
Max	2493.0

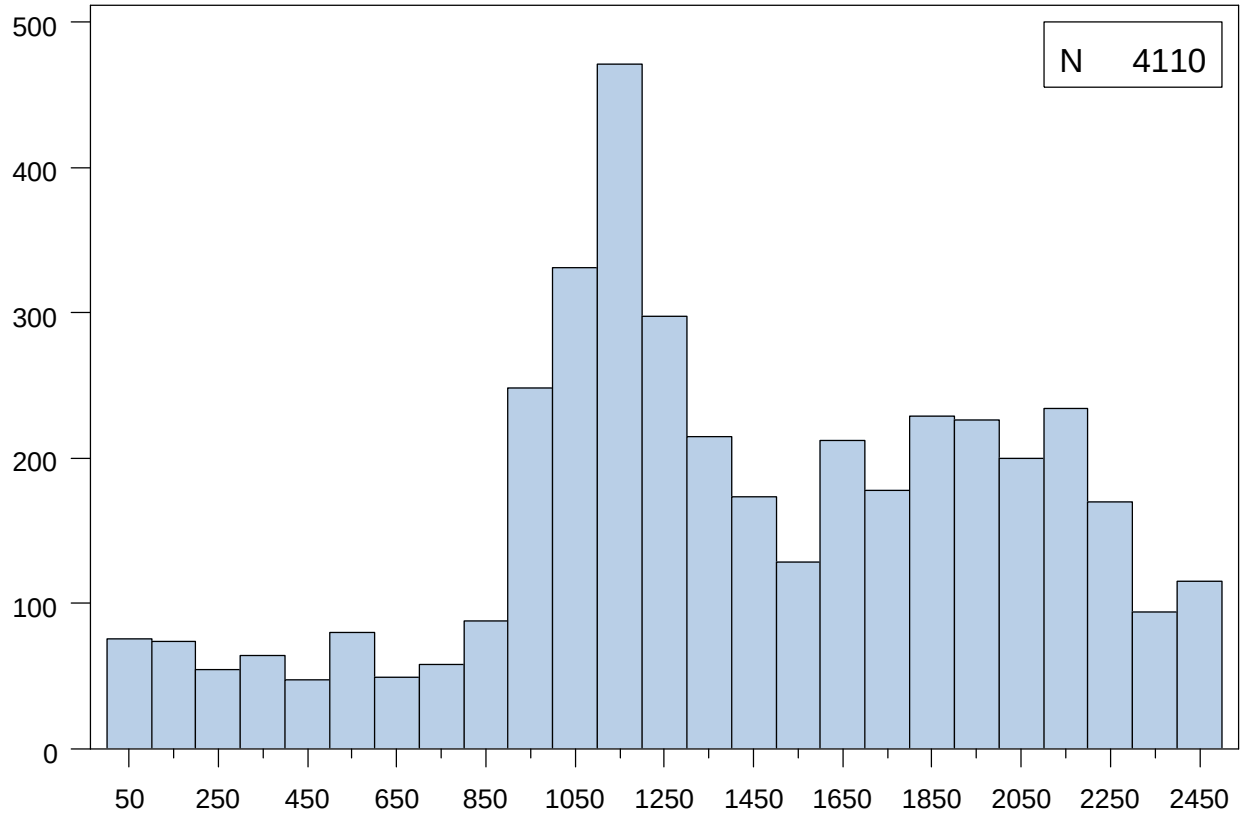

Extremes	
Lowest	N
0.0	52
2.0	1
9.0	2
16.0	1
35.0	1
Highest	N
2484.0	3
2485.0	3
2486.0	5
2490.0	2
2493.0	1

Mean	1415.7	Median	1351.0	Mode	0.0
Standard Deviation	585.8	Interquartile Range	838.0	Range	2493.0

ADJ_MI_EP : Censoring Time for First Non-Fatal MI (Censoring at 3 Months post-dialysis)

	N	%
Missing Values	0	0.0

Quantiles	
Min	0.0
1%	0.0
5%	281.0
10%	554.0
25% Q1	1038.0
50% Med	1308.0
75% Q3	1876.0
90%	2170.0
95%	2288.0
99%	2449.0
Max	2493.0

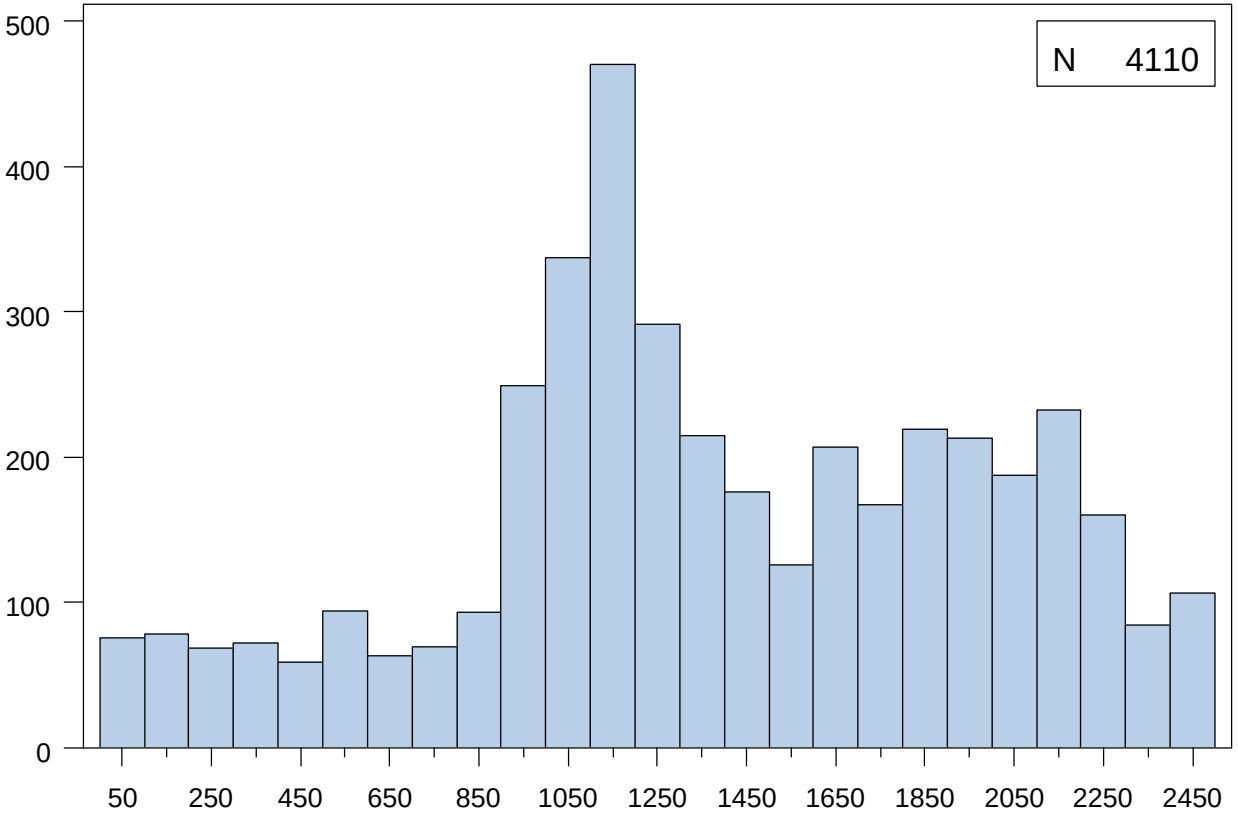

Extremes	
Lowest	N
0.0	52
2.0	1
9.0	2
16.0	1
35.0	1
Highest	N
2480.0	3
2484.0	3
2485.0	3
2486.0	4
2493.0	1

Mean	1384.4	Median	1308.0	Mode	0.0
Standard Deviation	591.6	Interquartile Range	838.0	Range	2493.0

NIDDK Closure Data Dictionary - Based on data retrieved May 17, 2010

ADJ_MI_EP : Censoring Time for First Fatal or Non-Fatal MI (Intent to treat)

	N	%
Missing Values	0	0.0

Quantiles	
Min	0.0
1%	0.0
5%	303.0
10%	637.5
25% Q1	1066.0
50% Med	1351.0
75% Q3	1904.0
90%	2184.0
95%	2303.0
99%	2455.0
Max	2493.0

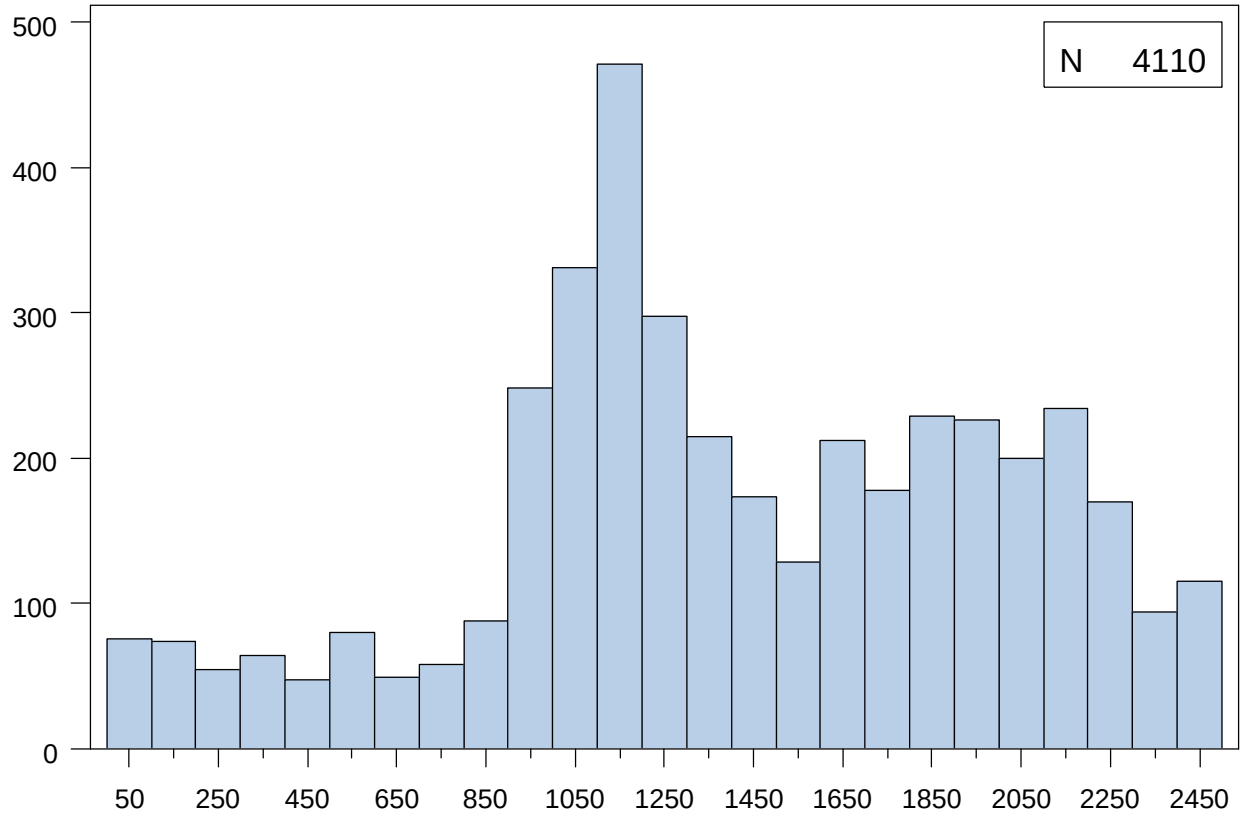

Extremes	
Lowest	N
0.0	52
2.0	1
9.0	2
16.0	1
35.0	1
Highest	N
2484.0	3
2485.0	3
2486.0	5
2490.0	2
2493.0	1

Mean	1415.7	Median	1351.0	Mode	0.0
Standard Deviation	585.8	Interquartile Range	838.0	Range	2493.0

Job FV186108 by UCCKXJ on 06FEB13 06:39

NIDDK Closure Data Dictionary - Based on data retrieved May 17, 2010

ADJ_MI_EP : Censoring Time for First Fatal or Non-Fatal MI (Censoring at 3 Months post-dialysis)

	N	%
Missing Values	0	0.0

Quantiles	
Min	0.0
1%	0.0
5%	281.0
10%	554.0
25% Q1	1038.0
50% Med	1308.0
75% Q3	1876.0
90%	2170.0
95%	2288.0
99%	2449.0
Max	2493.0

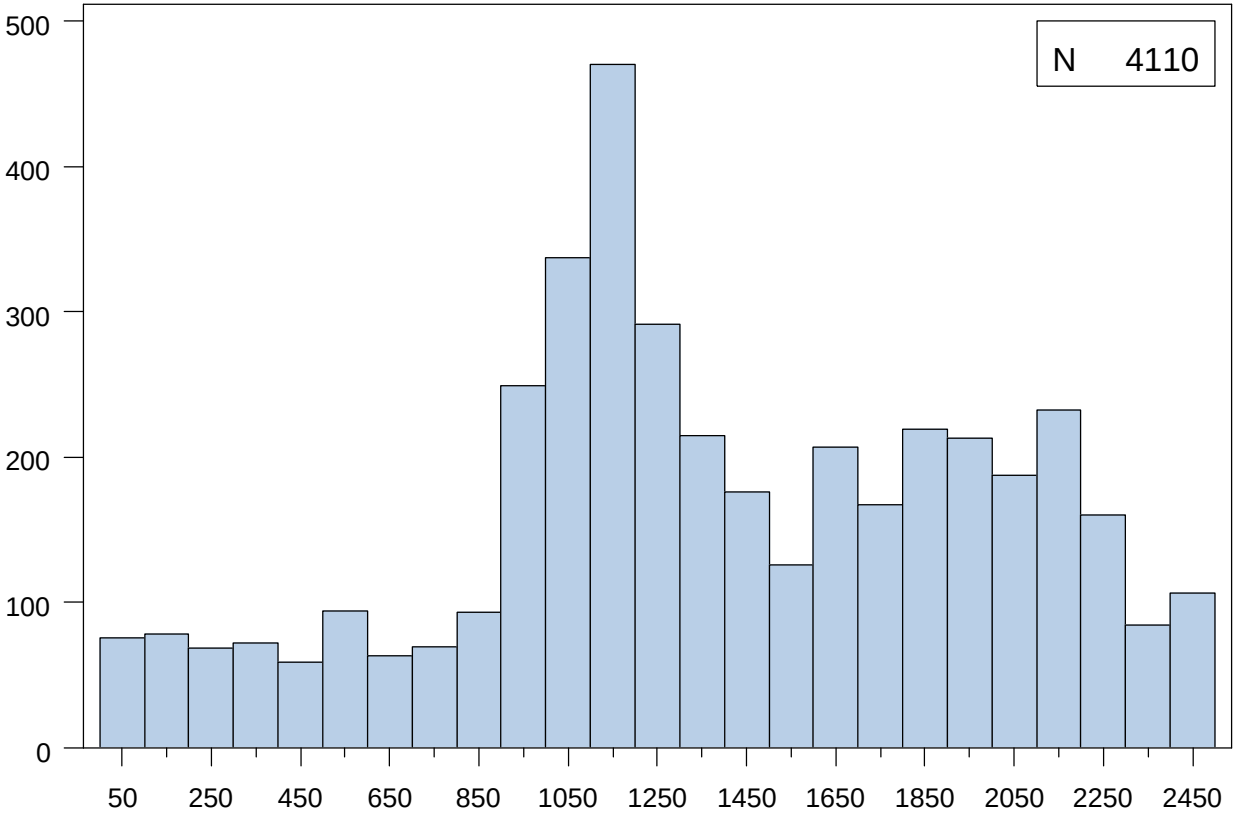

Extremes	
Lowest	N
0.0	52
2.0	1
9.0	2
16.0	1
35.0	1
Highest	N
2480.0	3
2484.0	3
2485.0	3
2486.0	4
2493.0	1

Mean	1384.4	Median	1308.0	Mode	0.0
Standard Deviation	591.6	Interquartile Range	838.0	Range	2493.0

Job FV186108 by UCCKXJ on 06FEB13 06:39

Data Set Name	ADJ_RSD_EP	Observations	4110
Created	February 6, 2013	Variables	6
Last Modified	February 6, 2013		

#	Variable	Type	Length	Format	Label	Coding if Categorical	Version Change
3	ADJ_RSD_FDT02	Num	8	MMDDYY10.	Date of First RSD		
2	ADJ_RSD_FEVT01	Num	8		First RSD (Intent to treat)	0= No 1= Yes	
5	ADJ_RSD_FEVT_DIAA01	Num	8		First RSD (Censoring at 3 Months post-dialysis)	0= No 1= Yes	
4	ADJ_RSD_FU02	Num	8		Censoring Time for First RSD (Intent to treat)		
6	ADJ_RSD_FU_DIAA02	Num	8		Censoring Time for First RSD (Censoring at 3 Months post-dialysis)		
1	BLINDID	Char	4	$4.	Blind ID		

Obs	BLINDID	ADJ_RSD_FEVT01	ADJ_RSD_FDT02	ADJ_RSD_FU02	ADJ_RSD_FEVT_DIAA01	ADJ_RSD_FU_DIAA02
1	0001	0	08/08/2008	1842	0	1842
2	0002	0	06/24/2009	2462	0	2462
3	0003	0	06/24/2009	2297	0	2297
4	0004	0	04/20/2008	1818	0	1818
5	0005	0	06/24/2009	2248	0	2248
6	0006	0	09/16/2004	602	0	602
7	0007	0	11/14/2006	1265	0	1265
8	0008	0	04/06/2006	958	0	958
9	0009	0	03/20/2008	1889	0	1889
10	0010	0	06/24/2009	2163	0	2163

First RSD (Intent to treat)

ADJ_RSD_FEVT01	*Frequency*	*Percent*
0	4092	99.56
1	18	0.44

First RSD (Censoring at 3 Months post-dialysis)

ADJ_RSD_FEVT_DIAA01	*Frequency*	*Percent*
0	4094	99.61
1	16	0.39

Variable	*Label*	*N*	*Mean*	*Median*	*Std Dev*	*Minimum*	*Maximum*
ADJ_RSD_FU02	Censoring Time for First RSD (Intent to treat)	4110	1441.61	1383.50	577.07	0.00	2493.00
ADJ_RSD_FU_DIAA02	Censoring Time for First RSD (Censoring at 3 Months post-dialysis)	4110	1409.08	1339.00	584.41	0.00	2493.00

ADJ_RSD_EP : Censoring Time for First RSD (Intent to treat)

	N	%
Missing Values	0	0.0

Quantiles	
Min	0.0
1%	0.0
5%	357.0
10%	735.5
25% Q1	1084.0
50% Med	1383.5
75% Q3	1918.0
90%	2193.0
95%	2312.0
99%	2458.0
Max	2493.0

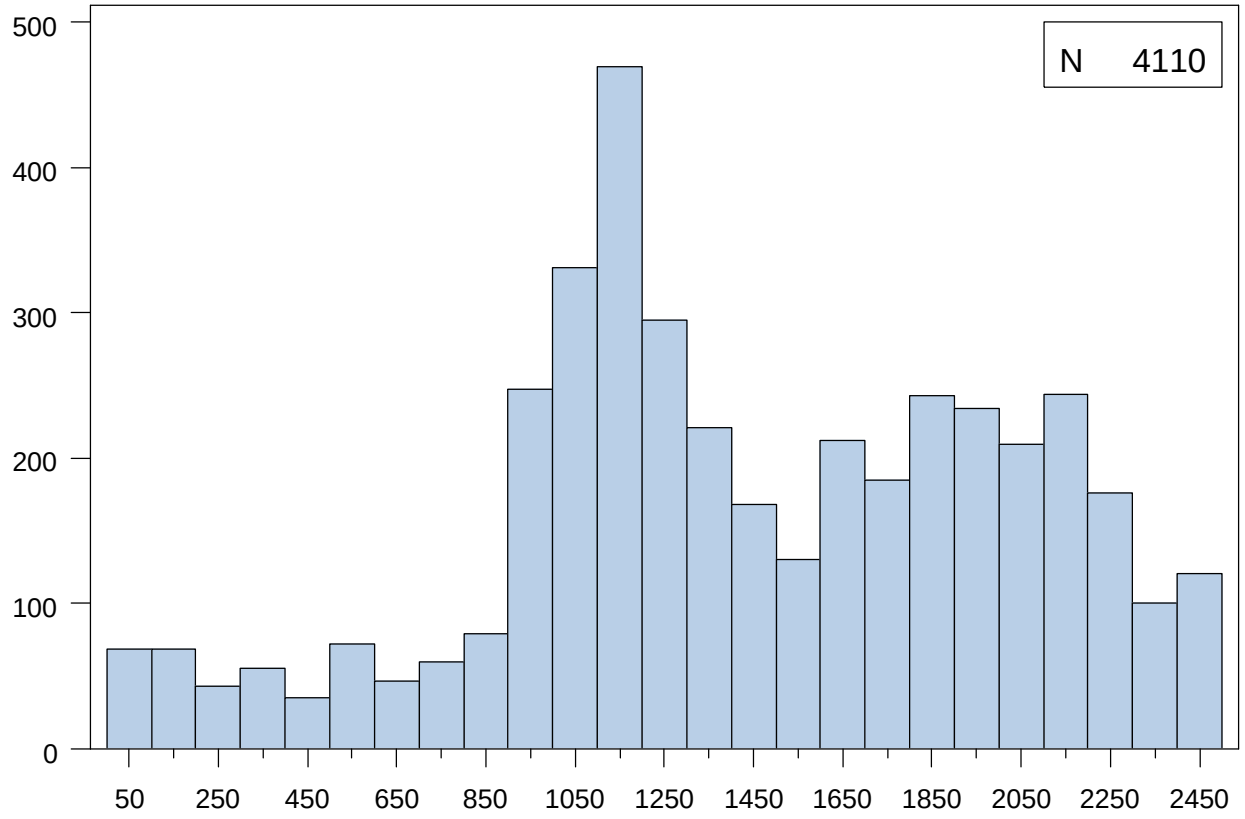

Extremes	
Lowest	N
0.0	52
9.0	1
35.0	1
38.0	1
42.0	1
Highest	N
2484.0	3
2485.0	3
2486.0	6
2490.0	2
2493.0	1

Mean	1441.6	Median	1383.5	Mode	0.0
Standard Deviation	577.1	Interquartile Range	834.0	Range	2493.0

NIDDK Closure Data Dictionary - Based on data retrieved May 17, 2010

ADJ_RSD_EP : Censoring Time for First RSD (Censoring at 3 Months post-dialysis)

	N	%
Missing Values	0	0.0

Quantiles	
Min	0.0
1%	0.0
5%	319.0
10%	628.0
25% Q1	1057.0
50% Med	1339.0
75% Q3	1898.0
90%	2176.0
95%	2297.0
99%	2451.0
Max	2493.0

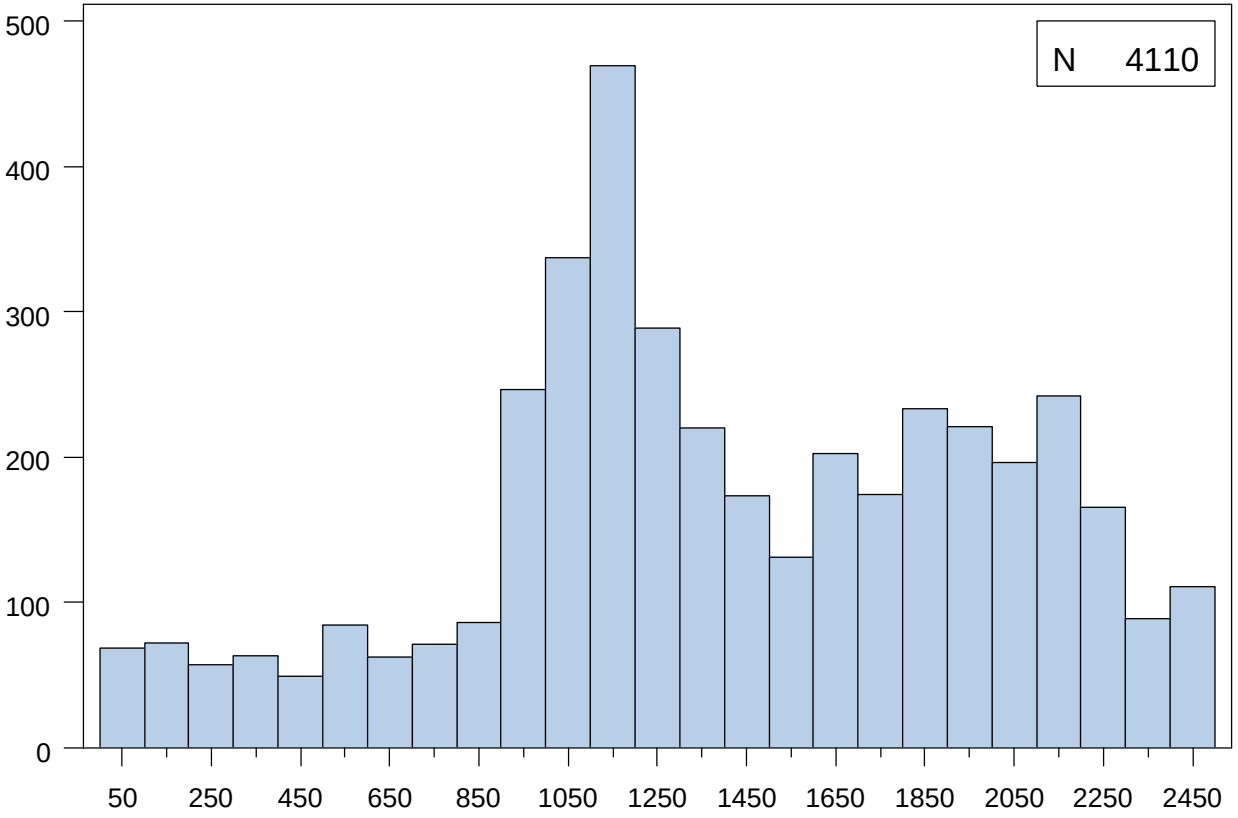

Extremes	
Lowest	N
0.0	52
9.0	1
35.0	1
38.0	1
42.0	1
Highest	N
2483.0	1
2484.0	3
2485.0	3
2486.0	5
2493.0	1

Mean	1409.1	Median	1339.0	Mode	0.0
Standard Deviation	584.4	Interquartile Range	841.0	Range	2493.0

Data Set Name	ADJ_STROKE_EP	Observations	4110
Created	February 6, 2013	Variables	11
Last Modified	February 6, 2013		

#	Variable	Type	Length	Format	Label	Coding if Categorical	Version Change
3	ADJ_STROKE_FDT03	Num	8	MMDDYY10.	Date of either event (Stroke-non-fatal), or last follow-up or death or withdrawal date or randomization date (if not follow-up has occurred)		
8	ADJ_STROKE_FDT04	Num	8	MMDDYY10.	Date of either event (Stroke – fatal or non-fatal), or last follow-up or death or withdrawal date or randomization date (if not follow-up has occurred)		
2	ADJ_STROKE_FEVT01	Num	8		First Non-Fatal STROKE (Intent to treat)	0= No 1= Yes	
7	ADJ_STROKE_FEVT02	Num	8		First Fatal or Non-Fatal STROKE (Intent to treat)	0= No 1= Yes	
5	ADJ_STROKE_FEVT_DIAA01	Num	8		First Non-Fatal STROKE (Censoring at 3 Months post-dialysis)	0= No 1= Yes	
10	ADJ_STROKE_FEVT_DIAA02	Num	8		First Fatal or Non-Fatal STROKE (Censoring at 3 Months post-dialysis)	0= No 1= Yes	
4	ADJ_STROKE_FU03	Num	8		Censoring Time for First Non-Fatal STROKE (Intent to treat)		
9	ADJ_STROKE_FU04	Num	8		Censoring Time for First Fatal or Non-Fatal STROKE (Intent to treat)		
6	ADJ_STROKE_FU_DIAA03	Num	8		Censoring Time for First Non-Fatal STROKE (Censoring at 3 months)		
11	ADJ_STROKE_FU_DIAA04	Num	8		Censoring Time for First Fatal or Non-Fatal STROKE (Censoring at 3 months)		
1	BLINDID	Char	4	$4.	Blind ID		

Obs	BLINDID	ADJ_STROKE_FEVT01	ADJ_STROKE_FDT03	ADJ_STROKE_FU03	ADJ_STROKE_FEVT_DIAA01	ADJ_STROKE_FU_DIAA03
1	0001	0	08/08/2008	1842	0	1842

Obs	BLINDID	ADJ_STROKE_FEVT01	ADJ_STROKE_FDT03	ADJ_STROKE_FU03	ADJ_STROKE_FEVT_DIAA01	ADJ_STROKE_FU_DIAA03
2	0002	0	06/24/2009	2462	0	2462
3	0003	0	06/24/2009	2297	0	2297
4	0004	0	04/20/2008	1818	0	1818
5	0005	0	06/24/2009	2248	0	2248
6	0006	0	09/16/2004	602	0	602
7	0007	0	11/14/2006	1265	0	1265
8	0008	0	04/06/2006	958	0	958
9	0009	0	03/20/2008	1889	0	1889
10	0010	0	06/24/2009	2163	0	2163

Obs	ADJ_STROKE_FEVT02	ADJ_STROKE_FDT04	ADJ_STROKE_FU04	ADJ_STROKE_FEVT_DIAA02	ADJ_STROKE_FU_DIAA04
1	0	08/08/2008	1842	0	1842
2	0	06/24/2009	2462	0	2462
3	0	06/24/2009	2297	0	2297
4	0	04/20/2008	1818	0	1818
5	0	06/24/2009	2248	0	2248
6	0	09/16/2004	602	0	602
7	1	11/14/2006	1265	1	1265
8	0	04/06/2006	958	0	958
9	0	03/20/2008	1889	0	1889
10	0	06/24/2009	2163	0	2163

First Non-Fatal STROKE (Intent to treat)

ADJ_STROKE_FEVT01	Frequency	Percent
0	4042	98.35
1	68	1.65

First Non-Fatal STROKE
(Censoring at 3 Months post-dialysis)

ADJ_STROKE_FEVT_DIAA01	Frequency	Percent
0	4047	98.47
1	63	1.53

First Fatal or Non-Fatal STROKE
(Intent to treat)

ADJ_STROKE_FEVT02	Frequency	Percent
0	4037	98.22
1	73	1.78

First Fatal or Non-Fatal STROKE
(Censoring at 3 Months post-dialysis)

ADJ_STROKE_FEVT_DIAA02	Frequency	Percent
0	4043	98.37
1	67	1.63

Variable	*Label*	*N*	*Mean*	*Median*	*Std Dev*	*Minimum*	*Maximum*
ADJ_STROKE_FU03	Censoring Time for First Non-Fatal STROKE (Intent to treat)	4110	1436.27	1377.50	580.93	0.00	2493.00
ADJ_STROKE_FU_DIAA03	Censoring Time for First Non-Fatal STROKE (Censoring at 3 months)	4110	1404.33	1333.50	587.64	0.00	2493.00
ADJ_STROKE_FU04	Censoring Time for First Fatal or Non-Fatal STROKE (Intent to treat)	4110	1436.27	1377.50	580.93	0.00	2493.00
ADJ_STROKE_FU_DIAA04	Censoring Time for First Fatal or Non-Fatal STROKE (Censoring at 3 months)	4110	1404.33	1333.50	587.64	0.00	2493.00

ADJ_STROKE_EP : Censoring Time for First Non-Fatal STROKE (Intent to treat)

	N	%
Missing Values	0	0.0

Quantiles	
Min	0.0
1%	0.0
5%	353.0
10%	707.5
25% Q1	1077.0
50% Med	1377.5
75% Q3	1918.0
90%	2193.0
95%	2312.0
99%	2458.0
Max	2493.0

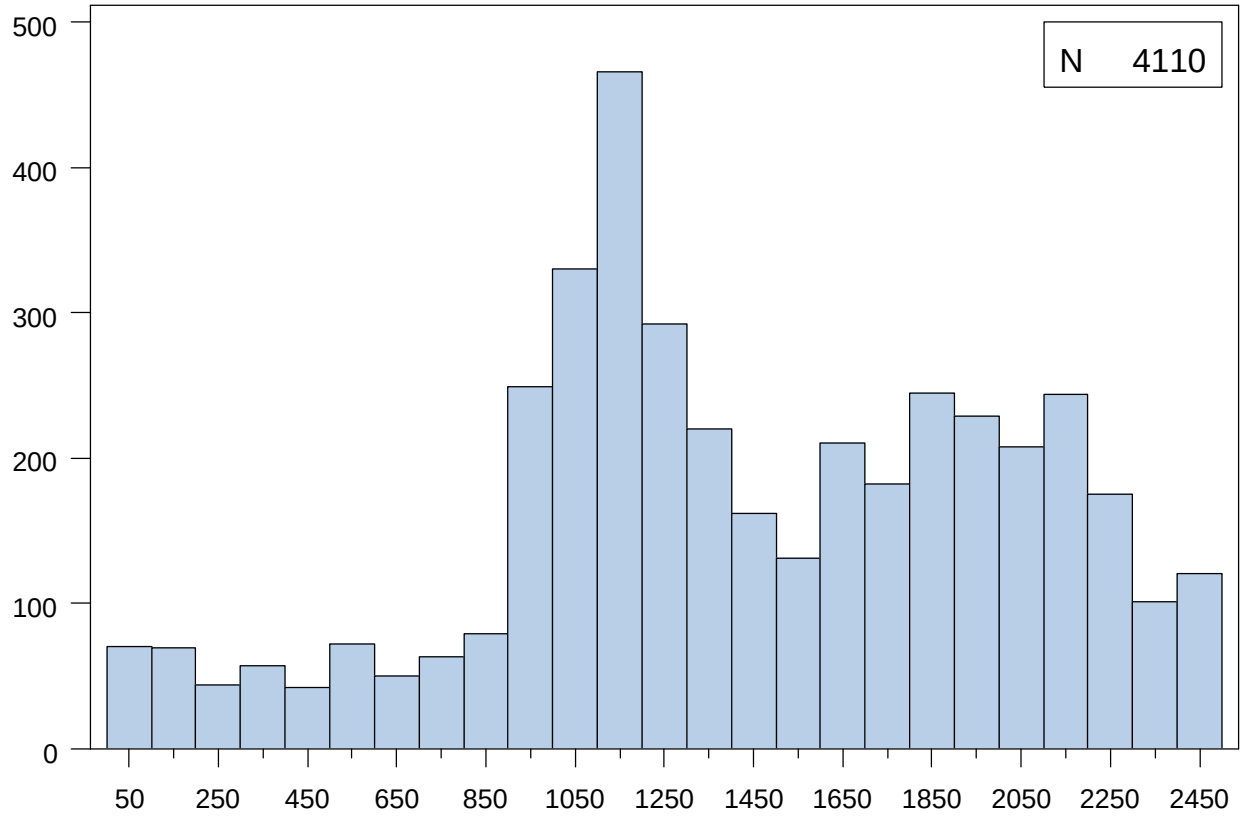

Extremes	
Lowest	N
0.0	52
6.0	1
9.0	1
15.0	1
26.0	1
Highest	N
2484.0	3
2485.0	3
2486.0	6
2490.0	2
2493.0	1

Mean	1436.3	Median	1377.5	Mode	0.0
Standard Deviation	580.9	Interquartile Range	841.0	Range	2493.0

NIDDK Closure Data Dictionary - Based on data retrieved May 17, 2010

ADJ_STROKE_EP : Censoring Time for First Non-Fatal STROKE (Censoring at 3 months)

	N	%
Missing Values	0	0.0

Quantiles	
Min	0.0
1%	0.0
5%	313.0
10%	611.0
25% Q1	1050.0
50% Med	1333.5
75% Q3	1896.0
90%	2176.0
95%	2297.0
99%	2451.0
Max	2493.0

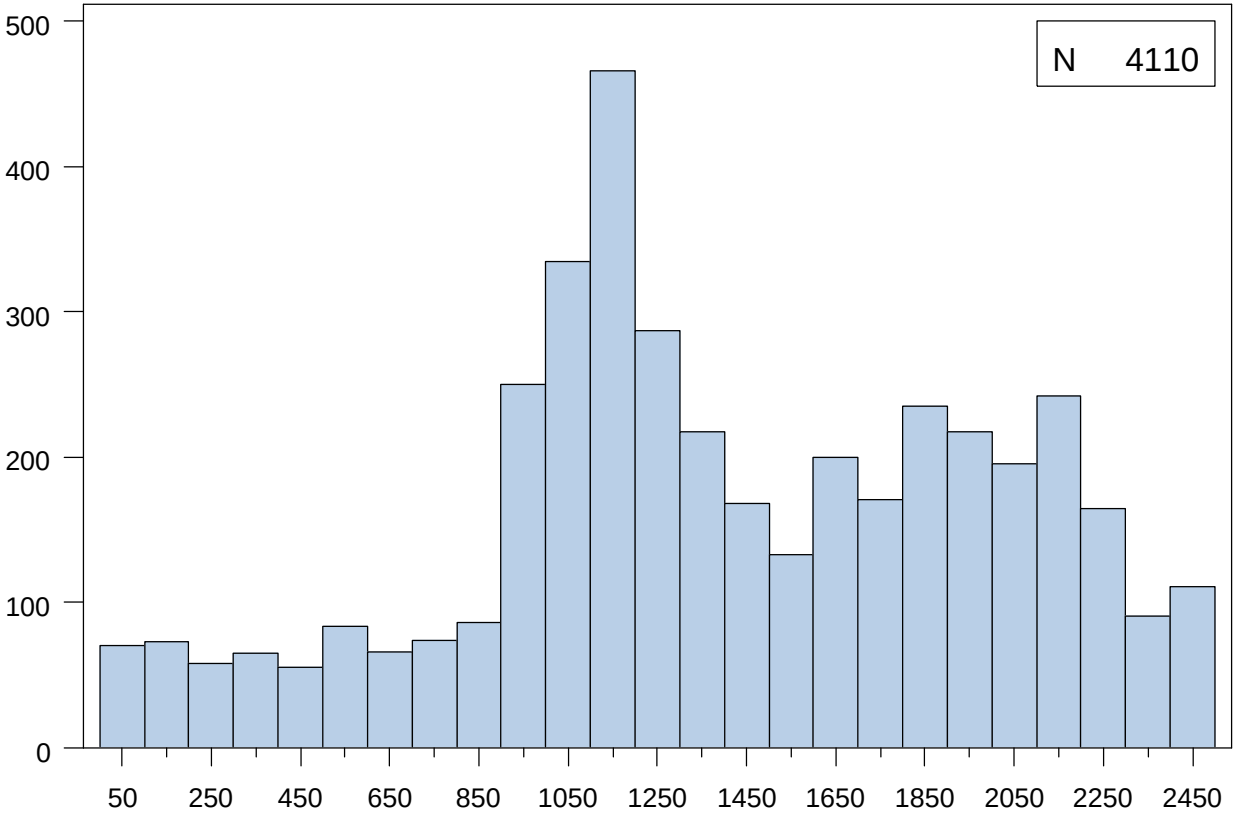

Extremes	
Lowest	N
0.0	52
6.0	1
9.0	1
15.0	1
26.0	1
Highest	N
2483.0	1
2484.0	3
2485.0	3
2486.0	5
2493.0	1

Mean	1404.3	Median	1333.5	Mode	0.0
Standard Deviation	587.6	Interquartile Range	846.0	Range	2493.0

Job FV186108 by UCCKXJ on 06FEB13 06:39

NIDDK Closure Data Dictionary - Based on data retrieved May 17, 2010

ADJ_STROKE_EP : Censoring Time for First Fatal or Non-Fatal STROKE (Intent to treat)

	N	%
Missing Values	0	0.0

Quantiles	
Min	0.0
1%	0.0
5%	353.0
10%	707.5
25% Q1	1077.0
50% Med	1377.5
75% Q3	1918.0
90%	2193.0
95%	2312.0
99%	2458.0
Max	2493.0

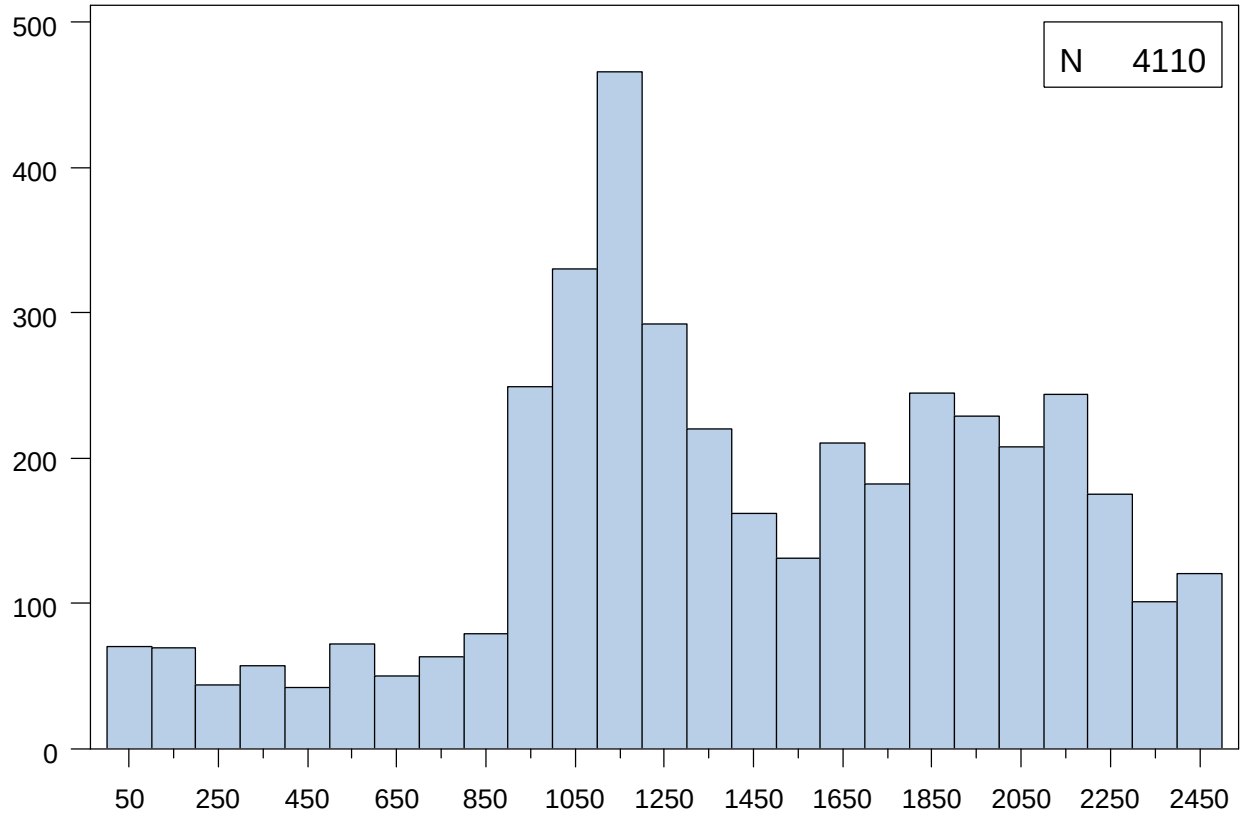

Extremes	
Lowest	N
0.0	52
6.0	1
9.0	1
15.0	1
26.0	1
Highest	N
2484.0	3
2485.0	3
2486.0	6
2490.0	2
2493.0	1

Mean	1436.3	Median	1377.5	Mode	0.0
Standard Deviation	580.9	Interquartile Range	841.0	Range	2493.0

NIDDK Closure Data Dictionary - Based on data retrieved May 17, 2010

ADJ_STROKE_EP : Censoring Time for First Fatal or Non-Fatal STROKE (Censoring at 3 months)

	N	%
Missing Values	0	0.0

Quantiles	
Min	0.0
1%	0.0
5%	313.0
10%	611.0
25% Q1	1050.0
50% Med	1333.5
75% Q3	1896.0
90%	2176.0
95%	2297.0
99%	2451.0
Max	2493.0

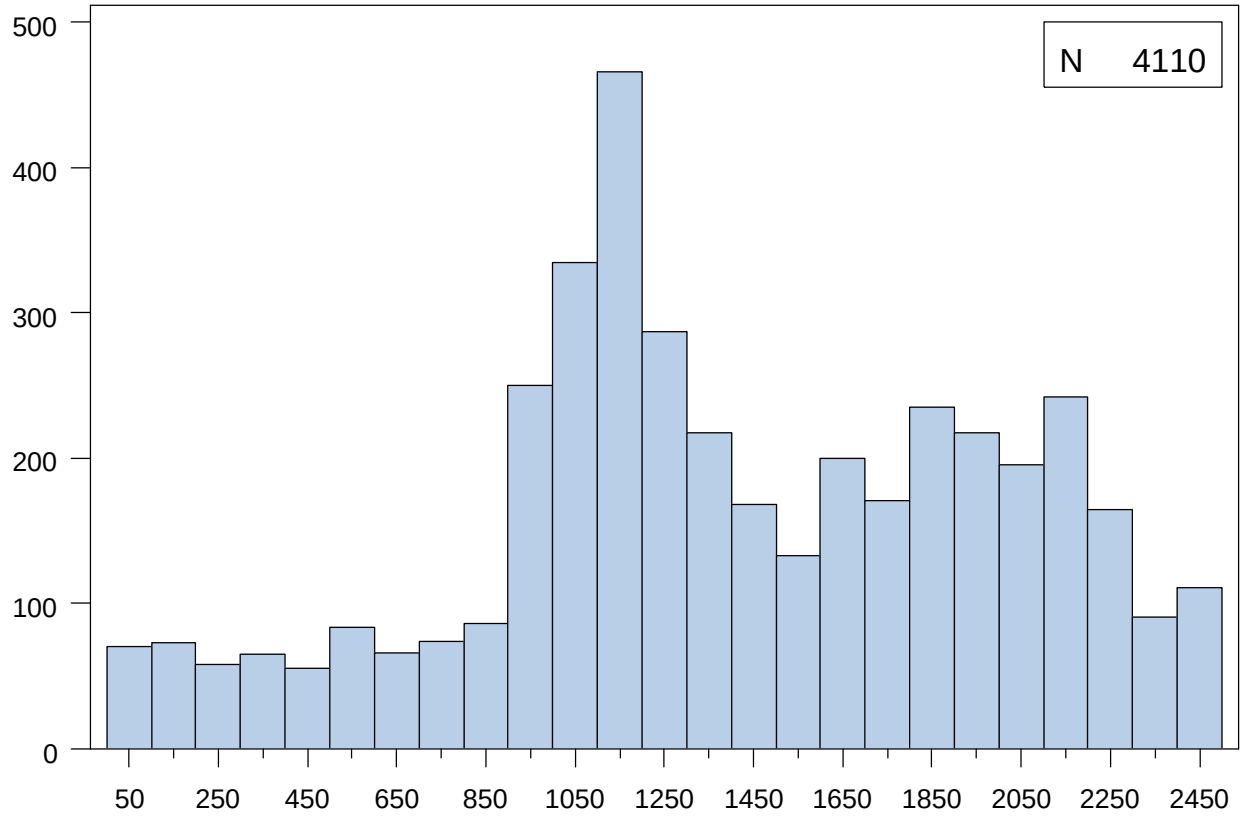

Extremes	
Lowest	N
0.0	52
6.0	1
9.0	1
15.0	1
26.0	1
Highest	N
2483.0	1
2484.0	3
2485.0	3
2486.0	5
2493.0	1

Mean	1404.3	Median	1333.5	Mode	0.0
Standard Deviation	587.6	Interquartile Range	846.0	Range	2493.0

Job FV186108 by UCCKXJ on 06FEB13 06:39

Data Set Name	PROCEDURE_EP	Observations	4110
Created	February 6, 2013	Variables	6
Last Modified	February 6, 2013		

#	*Variable*	*Type*	*Length*	*Format*	*Label*	*Coding if Categorical*	*Version Change*
1	BLINDID	Char	4	$4.	Blind ID		
3	PROCEDURE_FDT02	Num	8	MMDDYY10.	Date of First PROCEDURE)		
2	PROCEDURE_FEVT01	Num	8		First PROCEDURE (Intent to treat)	0= No 1= Yes	
5	PROCEDURE_FEVT_DIAA01	Num	8		First PROCEDURE (Censoring at 3 Months post-dialysis)	0= No 1= Yes	
4	PROCEDURE_FU02	Num	8		Censoring Time for First PROCEDURE (Intent to treat)		
6	PROCEDURE_FU_DIAA02	Num	8		Censoring Time for First PROCEDURE (Censoring at 3 Months post-dialysis)		

Obs	*BLINDID*	*PROCEDURE_FEVT01*	*PROCEDURE_FDT02*	*PROCEDURE_FU02*	*PROCEDURE_FEVT_DIAA01*	*PROCEDURE_FU_DIAA02*
1	0001	0	08/08/2008	1842	0	1842
2	0002	0	06/24/2009	2462	0	2462
3	0003	0	06/24/2009	2297	0	2297
4	0004	1	02/11/2008	1749	1	1749
5	0005	0	06/24/2009	2248	0	2248
6	0006	0	09/16/2004	602	0	602
7	0007	0	11/14/2006	1265	0	1265
8	0008	0	04/06/2006	958	0	958
9	0009	0	03/20/2008	1889	0	1889
10	0010	0	06/24/2009	2163	0	2163

First PROCEDURE (Intent to treat)

PROCEDURE_FEVT01	*Frequency*	*Percent*
0	3750	91.24
1	360	8.76

First PROCEDURE
(Censoring at 3 Months post-dialysis)

PROCEDURE_FEVT_DIAA01	*Frequency*	*Percent*
0	3764	91.58
1	346	8.42

Variable	*Label*	*N*	*Mean*	*Median*	*Std Dev*	*Minimum*	*Maximum*
PROCEDURE_FU02	Censoring Time for First PROCEDURE (Intent to treat)	4110	1378.09	1303.00	602.15	0.00	2493.00
PROCEDURE_FU_DIAA02	Censoring Time for First PROCEDURE (Censoring at 3 Months post-dialysis)	4110	1347.44	1281.00	605.51	0.00	2493.00

PROCEDURE_EP : Censoring Time for First PROCEDURE (Intent to treat)

	N	%
Missing Values	0	0.0

Quantiles	
Min	0.0
1%	0.0
5%	232.0
10%	534.0
25% Q1	1029.0
50% Med	1303.0
75% Q3	1880.0
90%	2171.0
95%	2290.0
99%	2447.0
Max	2493.0

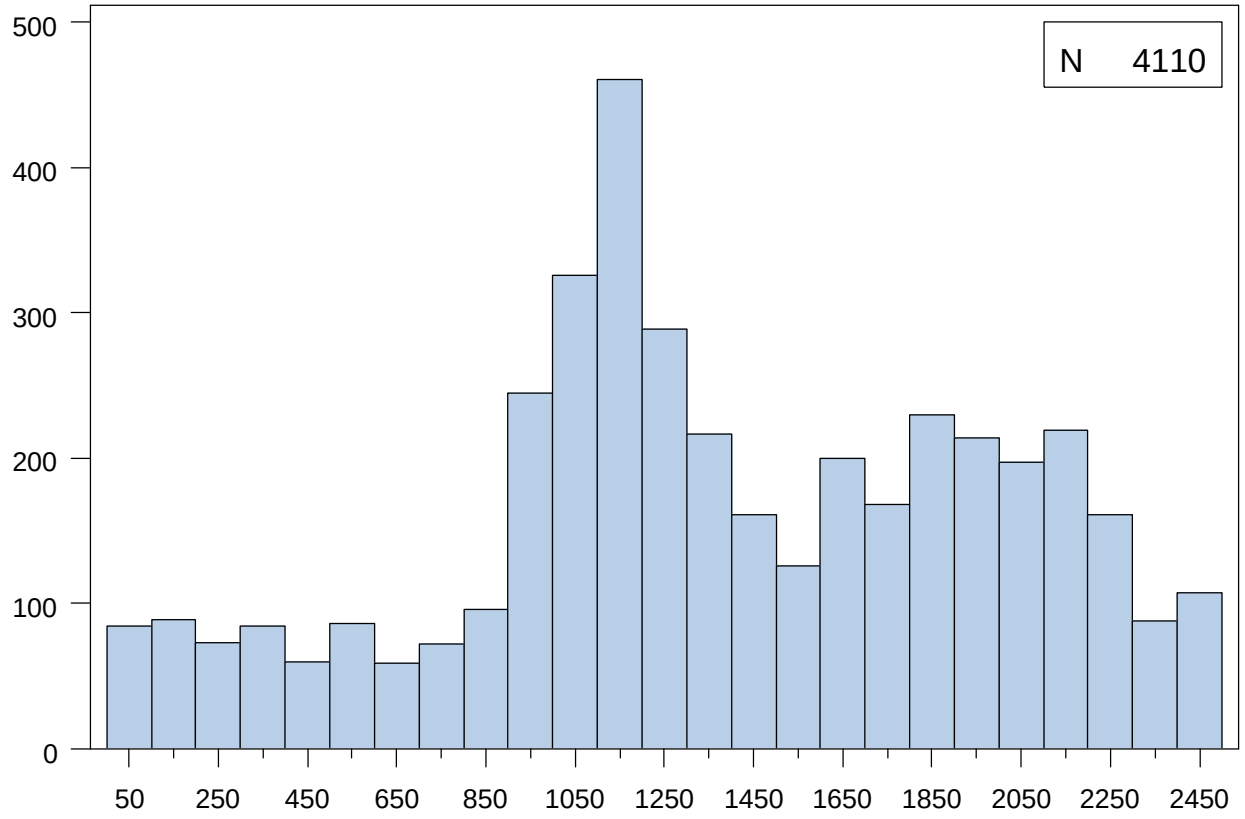

Extremes	
Lowest	N
0.0	52
3.0	1
9.0	1
21.0	2
30.0	1
Highest	N
2484.0	2
2485.0	3
2486.0	5
2490.0	2
2493.0	1

Mean	1378.1	Median	1303.0	Mode	0.0
Standard Deviation	602.1	Interquartile Range	851.0	Range	2493.0

PROCEDURE_EP : Censoring Time for First PROCEDURE (Censoring at 3 Months post-dialysis)

	N	%
Missing Values	0	0.0

Quantiles	
Min	0.0
1%	0.0
5%	230.0
10%	485.5
25% Q1	999.0
50% Med	1281.0
75% Q3	1856.0
90%	2162.0
95%	2277.0
99%	2443.0
Max	2493.0

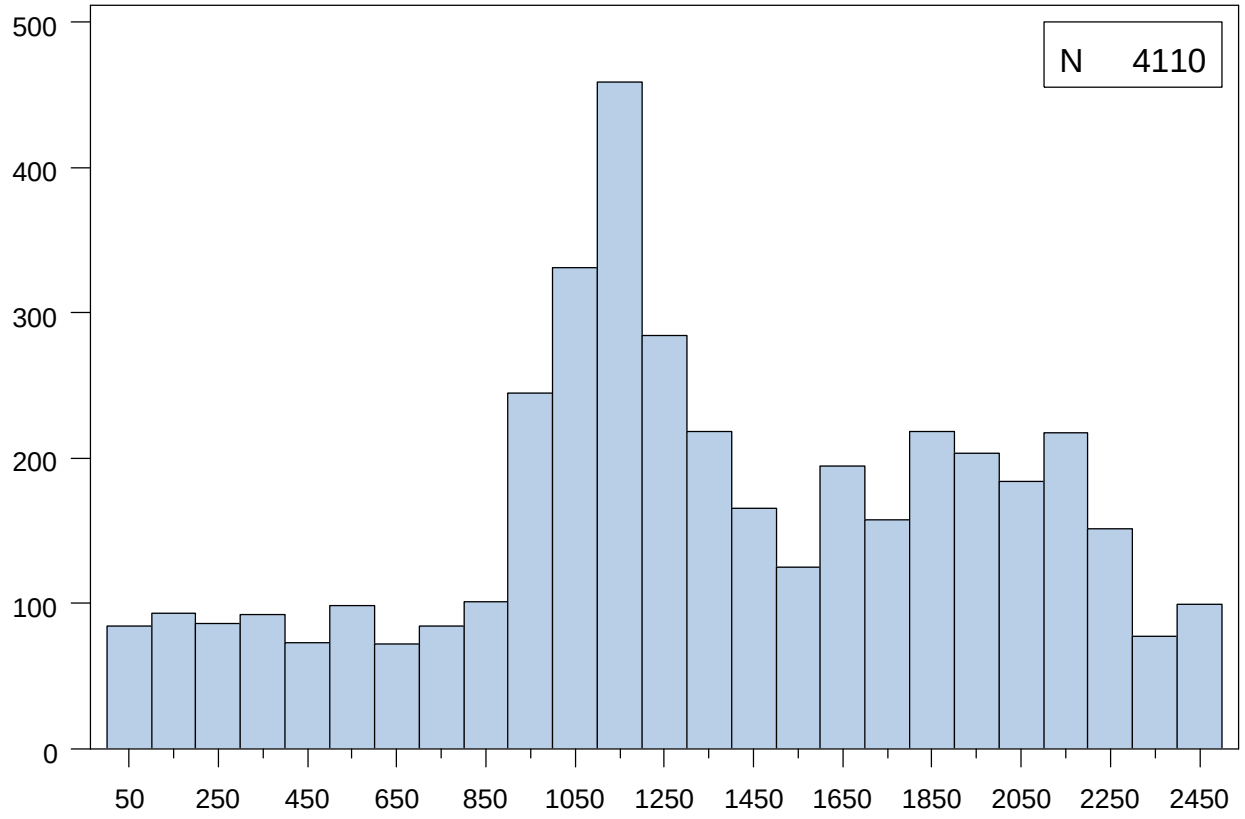

Extremes	
Lowest	N
0.0	52
3.0	1
9.0	1
21.0	2
30.0	1
Highest	N
2480.0	2
2484.0	2
2485.0	3
2486.0	4
2493.0	1

Mean	1347.4	Median	1281.0	Mode	0.0
Standard Deviation	605.5	Interquartile Range	857.0	Range	2493.0

NIDDK Closure Data Dictionary - Based on data retrieved May 17, 2010
Contents and Listing of 10 Obs. from Dataset TREAT

Data Set Name	TREAT	Observations	4110
Created	February 6, 2013	Variables	2
Last Modified	February 6, 2013		

#	*Variable*	*Type*	*Length*	*Format*	*Label*	*Coding if Categorical*	*Version Change*
1	BLINDID	Char	4	$4.	Blind ID		
2	TREATHL02	Char	4		Treatment - High Dose, Low Dose		

Obs	*BLINDID*	*TREATHL02*
1	0001	LOW
2	0002	HIGH
3	0003	LOW
4	0004	LOW
5	0005	LOW
6	0006	HIGH
7	0007	HIGH
8	0008	LOW
9	0009	LOW
10	0010	HIGH

Treatment - High Dose, Low Dose		
TREATHL02	*Frequency*	*Percent*
HIGH	2056	50.02
LOW	2054	49.98

6 Blind Replicate Matching (BRM) Sample

Periodically, each site was notified to collect blind replicate specimens (BRMs) at the screening, baseline and follow-up visits. When notified, the site collected, processed, and shipped/stored a complete set of tubes and vials as normally done at the visit plus one tube for quality assurance. To minimize the burden on patients, no more than one tube for BRM purposes was drawn per patient per visit.

These vials were used to perform quality control measurements on the Central Laboratory analyses by matching the analysis results on the blind replicate samples with results on the original participant samples. Information regarding the BRM was collected on the SPP and PHP forms. In order to link the BRM ID with the FAVORIT blindID you will need to use “BLIND_BRMID” and BLINDID (FAVORIT ID) on the SPP and PHP forms.

Data Set Name	CREA_BRM_NIDDKv1	Observations	99
Created	February 6, 2013	Variables	10
Last Modified	February 6, 2013		

#	Variable	Type	Length	Format	Skip Details	Label	Coding if Categorical	Version Change
1	BLIND_BRMID	Char	6	$6.		Blind BRMID		
2	VERS	Char	1	$1.		Form Version		
4	VISIT	Num	8			Study Contact Occasion		
5	FSEQNO	Num	8			Form Sequence Number		
6	CREA1	Num	8			CREATININE VALUE - MG/DL (CREA1)		
3	CREA2	Char	1	$1.		SPECIMEN CODE (CREA2)	A=Normal B=Hemolyzed C=Thawed D=Insufficient volume E=No sample F=Instrument failure G=Techinician error H=Other	
7	CREA3	Num	8	MMDDYY10.		DATE ANALYZED (CREA3)		
9	CREA3D	Char	2			Day of DATE ANALYZED (CREA3)		
8	CREA3M	Char	2			Month of DATE ANALYZED (CREA3)		
10	CREA3Y	Char	4			Year of DATE ANALYZED (CREA3)		

Obs	BLIND_BRMID	VERS	CREA2	VISIT	FSEQNO	CREA1	CREA3	CREA3M	CREA3D	CREA3Y
1	BRM001	A	A	0	0	1.4	10/28/2004	10	28	2004
2	BRM002	A	A	0	0	2.9	05/10/2006	05	10	2006
3	BRM004	A	A	0	0	1.3	02/17/2006	02	17	2006
4	BRM005	A	A	0	0	1.7	08/31/2006	08	31	2006
5	BRM006	A	A	0	0	2.2	11/18/2005	11	18	2005
6	BRM007	A	A	0	0	1.5	11/30/2006	11	30	2006

Obs	*BLIND_BRMID*	*VERS*	*CREA2*	*VISIT*	*FSEQNO*	*CREA1*	*CREA3*	*CREA3M*	*CREA3D*	*CREA3Y*
7	BRM008	A	A	0	0	2.0	04/20/2006	04	20	2006
8	BRM009	A	A	0	0	1.1	03/08/2006	03	08	2006
9	BRM011	A	A	0	0	1.0	03/02/2006	03	02	2006
10	BRM012	A	A	0	0	2.8	02/09/2006	02	09	2006

Form Version		
VERS	Frequency	Percent
A	99	100.00

SPECIMEN CODE (CREA2)		
CREA2	Frequency	Percent
A	99	100.00

Analysis Variable : CREA1 CREATININE VALUE - MG/DL (CREA1)

N	*Mean*	*Median*	*Std Dev*	*Minimum*	*Maximum*
99	1.49	1.40	0.51	0.70	3.70

NIDDK Closure Data Dictionary - Based on data retrieved May 17, 2010

CREA_BRM : CREATININE VALUE - MG/DL (CREA1)

	N	%
Missing Values	0	0.0

Quantiles	
Min	0.7
1%	0.7
5%	0.8
10%	1.0
25% Q1	1.2
50% Med	1.4
75% Q3	1.7
90%	2.2
95%	2.7
99%	3.7
Max	3.7

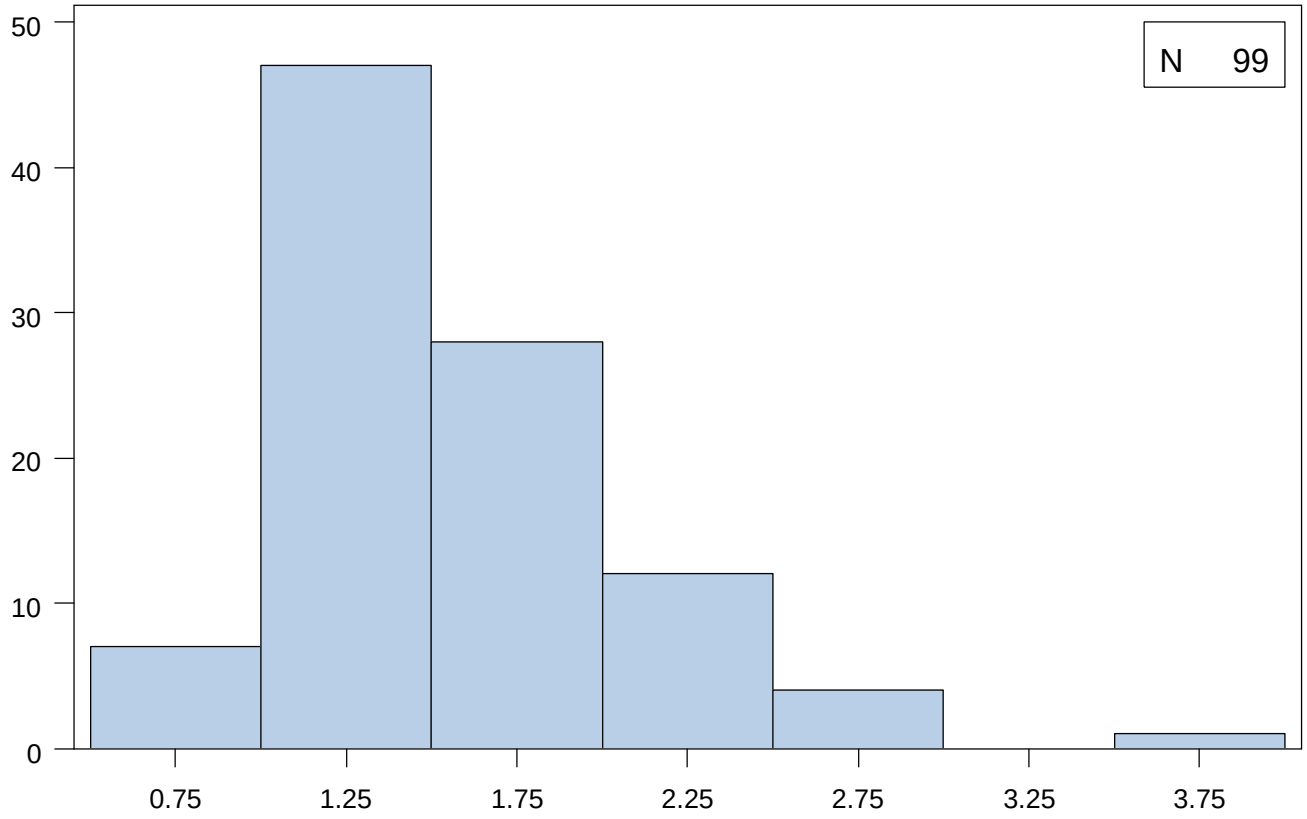

Extremes	
Lowest	N
0.7	1
0.8	5
0.9	1
1.0	7
1.1	9
Highest	N
2.3	1
2.7	2
2.8	1
2.9	1
3.7	1

Mean	1.5	Median	1.4	Mode	1.2
Standard Deviation	0.5	Interquartile Range	0.5	Range	3.0

Data Set Name	CRC_BRM_NIDDKv1	Observations	217
Created	March 4, 2013	Variables	26
Last Modified	March 4, 2013		

#	Variable	Type	Length	Format	Skip Details	Label	Coding if Categorical	Version Change
1	BLIND_BRMID	Char	6	$6.		Blind BRMID		
2	VERS	Char	1	$1.		Form Version		
5	VISIT	Num	8			Study Contact Occasion		
6	FSEQNO	Num	8			Form Sequence Number		
7	CRC1	Num	8			Creatinine mg/dl (CRCA1, CRCB1)		
3	CRC2	Char	1	$1.		Specimen Code -Creatinine (CRCA2, CRCB2)	A=Normal B=Hemolyzed C=Thawed D=Insufficient volume E=No sample F=Instrument failure G=Techinician error H=Other	
9	CRC3	Num	8	MMDDYY10.		Date Analyzed - Creatinine (CRCA3, CRCB3)		
15	CRC3D	Char	2			Day of Date Analyzed - Creatinine (CRCA3, CRCB3)		
12	CRC3M	Char	2			Month of Date Analyzed - Creatinine (CRCA3, CRCB3)		
18	CRC3Y	Char	4			Year of Date Analyzed - Creatinine (CRCA3, CRCB3)		
8	CRC4	Num	8			Glucose mg/dl (CRCA4, CRCB4)		
4	CRC5	Char	1	$1.		Specimen Code - Glucose (CRCA5, CRCB5)	A=Normal B=Hemolyzed C=Thawed D=Insufficient volume E=No sample F=Instrument failure G=Techinician error H=Other	

#	Variable	Type	Length	Format	Skip Details	Label	Coding if Categorical	Version Change
10	CRC6	Num	8	MMDDYY10.		Date Analyzed - Glucose (CRCA6, CRCB6)		
16	CRC6D	Char	2			Day of Date Analyzed - Glucose (CRCA6, CRCB6)		
13	CRC6M	Char	2			Month of Date Analyzed - Glucose (CRCA6, CRCB6)		
19	CRC6Y	Char	4			Year of Date Analyzed - Glucose (CRCA6, CRCB6)		
22	CRCB7	Num	8			Uric Acid mg/dl (CRCB7)		
21	CRCB8	Char	1	$1.		Specimen Code - Uric Acid (CRCB8)	A=Normal B=Hemolyzed C=Thawed D=Insufficient volume E=No sample F=Instrument failure G=Techinician error H=Other	
23	CRCB9	Num	8	MMDDYY10.		Date Analyzed - Uric Acid (CRCB9)		
25	CRCB9D	Char	2			Day of Date Analyzed - Uric Acid (CRCB9)		
24	CRCB9M	Char	2			Month of Date Analyzed - Uric Acid (CRCB9)		
26	CRCB9Y	Char	4			Year of Date Analyzed - Uric Acid (CRCB9)		
11	CRC7	Num	8	MMDDYY10.		Date Entered (CRCA7, CRCB10)		
17	CRC7D	Char	2			Day of Date Entered (CRCA7, CRCB10)		
14	CRC7M	Char	2			Month of Date Entered (CRCA7, CRCB10)		
20	CRC7Y	Char	4			Year of Date Entered (CRCA7, CRCB10)		

Obs	BLIND_BRMID	VERS	CRC2	CRC5	VISIT	FSEQNO	CRC1	CRC4	CRC3	CRC6	CRC7	CRC3M	CRC6M	CRC7M	CRC3D
1	BRM001	B	A	A	1	0	1.8	103	04/10/2008	04/10/2008	07/15/2009	04	04	07	10
2	BRM001	B	A	A	9	0	1.7	116	10/16/2012	10/16/2012	10/30/2012	10	10	10	16
3	BRM002	B	A	A	1	0	1.2	145	06/25/2010	06/25/2010	07/21/2010	06	06	07	25
4	BRM002	B	A		5	0	1.6		10/18/2012		10/23/2012	10		10	18

Obs	BLIND_BRMID	VERS	CRC2	CRC5	VISIT	FSEQNO	CRC1	CRC4	CRC3	CRC6	CRC7	CRC3M	CRC6M	CRC7M	CRC3D
5	BRM003	B	A	A	9	0	1.3	108	10/16/2012	10/16/2012	10/30/2012	10	10	10	16
6	BRM004	B	A	A	1	0	1.7	93	03/22/2011	03/22/2011	04/06/2011	03	03	04	22
7	BRM004	B	A		5	0	1.7		10/22/2012		10/26/2012	10		10	22
8	BRM004	B	A		9	0	1.6		09/04/2012		09/19/2012	09		09	04
9	BRM006	B	A		5	0	2.2		10/19/2012		10/24/2012	10		10	19
10	BRM006	B	A	A	9	0	1.0	98	10/16/2012	10/16/2012	10/30/2012	10	10	10	16

Obs	CRC6D	CRC7D	CRC3Y	CRC6Y	CRC7Y	CRCB8	CRCB7	CRCB9	CRCB9M	CRCB9D	CRCB9Y
1	10	15	2008	2008	2009	A	6.2	09/10/2008	09	10	2008
2	16	30	2012	2012	2012	A	4.6	10/16/2012	10	16	2012
3	25	21	2010	2010	2010	A	6.8	06/25/2010	06	25	2010
4		23	2012		2012						
5	16	30	2012	2012	2012	A	6.7	10/16/2012	10	16	2012
6	22	06	2011	2011	2011	A	6.9	03/22/2011	03	22	2011
7		26	2012		2012						
8		19	2012		2012						
9		24	2012		2012						
10	16	30	2012	2012	2012	A	4.9	10/16/2012	10	16	2012

Form Version

VERS	Frequency	Percent
A	10	4.61
B	207	95.39

Specimen Code -Creatinine (CRCA2, CRCB2)

CRC2	Frequency	Percent
A	214	98.62
E	1	0.46
H	2	0.92

Specimen Code - Glucose (CRCA5, CRCB5)

CRC5	Frequency	Percent
A	114	52.53
E	1	0.46
H	2	0.92
Missing	100	46.08

Specimen Code - Uric Acid (CRCB8)

CRCB8	Frequency	Percent
A	105	48.39
E	1	0.46
H	2	0.92
Missing	109	50.23

NIDDK Closure Data Dictionary - Based on data retrieved January 24, 2013
Continuous Variables of Dataset CRC_BRM

Variable	*Label*	*N*	*Mean*	*Median*	*Std Dev*	*Minimum*	*Maximum*
CRC1	Creatinine mg/dl (CRCA1, CRCB1)	216	1.70	1.60	0.73	0.80	8.60
CRC4	Glucose mg/dl (CRCA4, CRCB4)	116	118.90	99.00	62.28	50.00	421.00
CRCB7	Uric Acid mg/dl (CRCB7)	106	7.60	7.55	2.00	2.80	14.00

NIDDK Closure Data Dictionary - Based on data retrieved January 24, 2013

CRC_BRM : Creatinine mg/dl (CRCA1, CRCB1)

	N	%
Missing Values	1	0.5

Quantiles	
Min	0.8
1%	0.9
5%	1.0
10%	1.1
25% Q1	1.3
50% Med	1.6
75% Q3	1.9
90%	2.2
95%	2.8
99%	3.7
Max	8.6

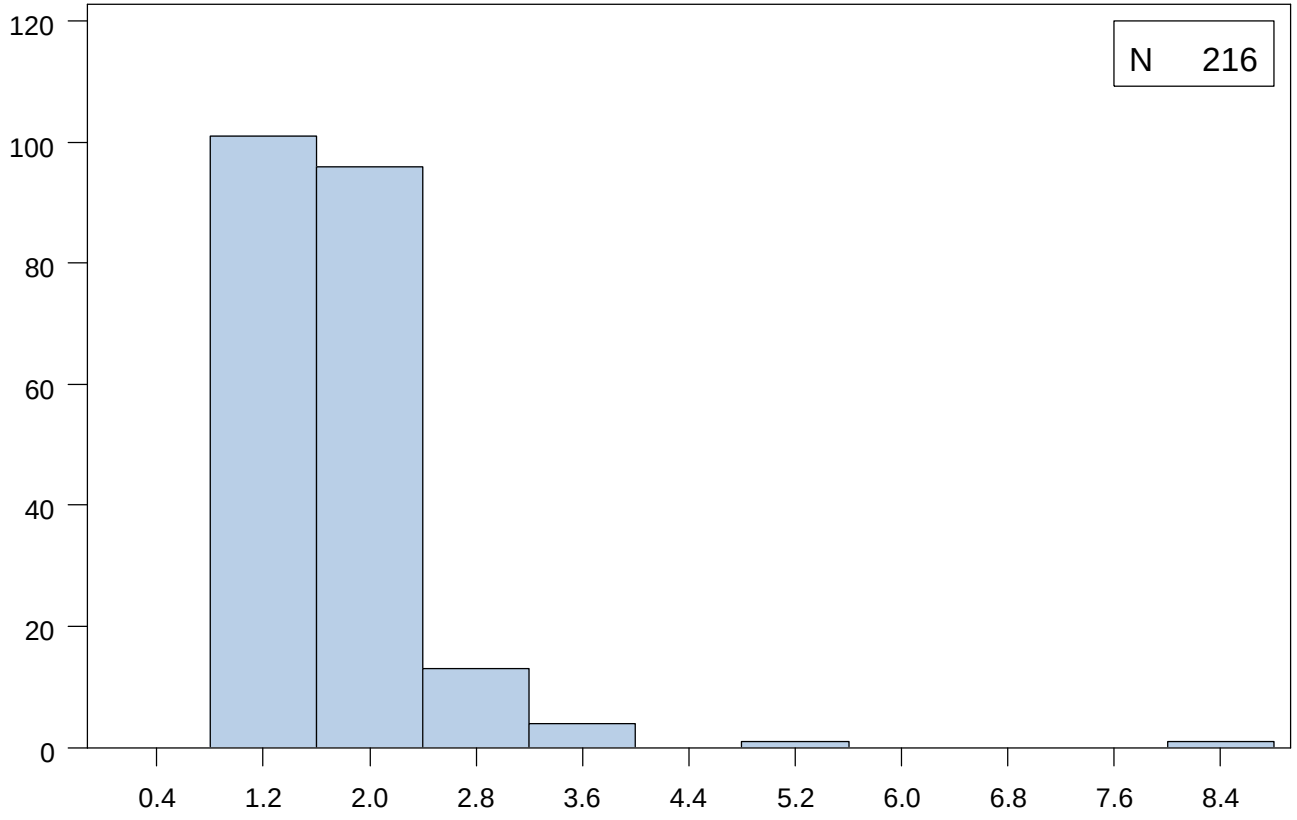

Extremes	
Lowest	N
0.8	1
0.9	6
1.0	7
1.1	9
1.2	20
Highest	N
3.5	1
3.6	2
3.7	1
5.2	1
8.6	1

Mean	1.7	Median	1.6	Mode	1.6
Standard Deviation	0.7	Interquartile Range	0.6	Range	7.8

Job FV186105d by UCCKXJ on 04MAR13 14:27

CRC_BRM : Glucose mg/dl (CRCA4, CRCB4)

	N	%
Missing Values	101	46.5

Quantiles	
Min	50.0
1%	56.0
5%	75.0
10%	81.0
25% Q1	88.0
50% Med	99.0
75% Q3	117.0
90%	183.0
95%	303.0
99%	359.0
Max	421.0

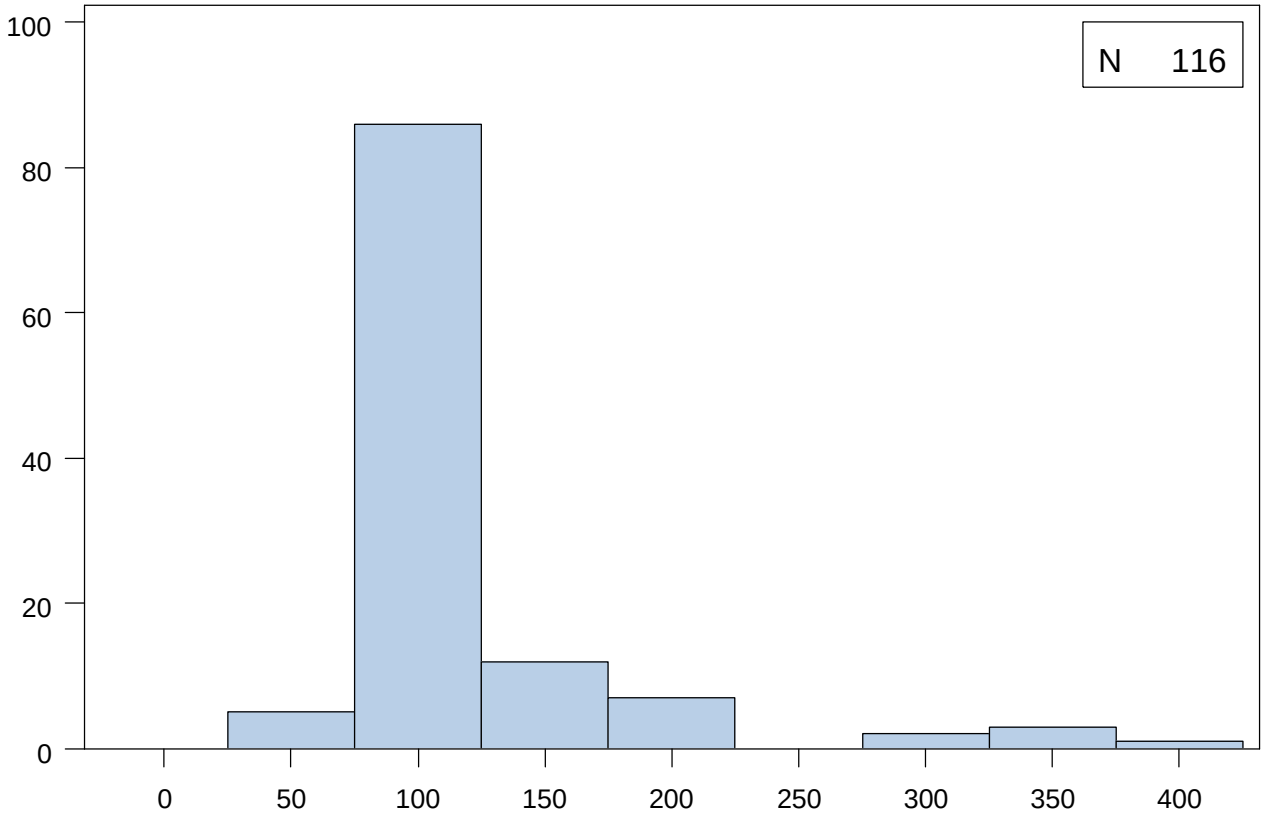

Extremes	
Lowest	N
50.0	1
56.0	1
69.0	1
70.0	1
71.0	1
Highest	N
315.0	1
334.0	1
355.0	1
359.0	1
421.0	1

Mean	118.9	Median	99.0	Mode	88.0
Standard Deviation	62.3	Interquartile Range	29.0	Range	371.0

NIDDK Closure Data Dictionary - Based on data retrieved January 24, 2013

CRC_BRM : Uric Acid mg/dl (CRCB7)

	N	%
Missing Values	111	51.2

Quantiles	
Min	2.8
1%	4.2
5%	4.4
10%	4.7
25% Q1	6.4
50% Med	7.6
75% Q3	8.7
90%	9.8
95%	10.8
99%	14.0
Max	14.0

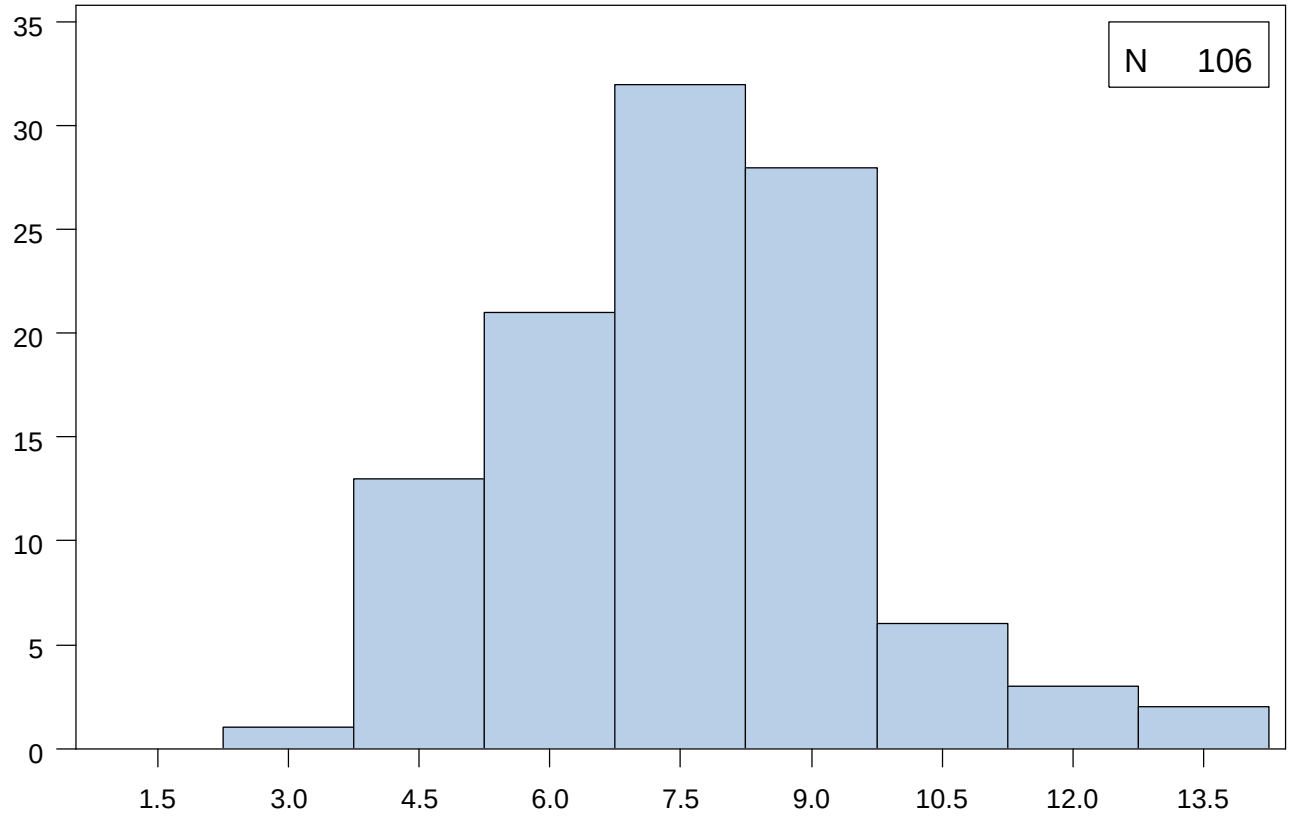

Extremes	
Lowest	N
2.8	1
4.2	2
4.3	2
4.4	1
4.5	1
Highest	N
10.8	1
11.4	1
11.7	1
12.2	1
14.0	2

Mean	7.6	Median	7.6	Mode	8.3
Standard Deviation	2.0	Interquartile Range	2.3	Range	11.2

Data Set Name	HCYA_BRM_NIDDKv1	Observations	251
Created	March 4, 2013	Variables	10
Last Modified	March 4, 2013		

#	Variable	Type	Length	Format	Skip Details	Label	Coding if Categorical	Version Change
1	BLIND_BRMID	Char	6	$6.		Blind BRMID		
2	VERS	Char	1	$1.		Form Version		
4	VISIT	Num	8			Study Contact Occasion		
5	FSEQNO	Num	8			Form Sequence Number		
6	HCYA1	Num	8			THCY VALUE - UMOL/L (HCYA1)		
3	HCYA2	Char	1	$1.		SPECIMEN CODE (HCYA2)	A=Normal B=Hemolyzed C=Thawed D=Insufficient volume E=No sample F=Instrument failure G=Techinician error H=Other	
7	HCYA3	Num	8	MMDDYY10.		DATE ANALYZED (HCYA3)		
9	HCYA3D	Char	2			Day of DATE ANALYZED (HCYA3)		
8	HCYA3M	Char	2			Month of DATE ANALYZED (HCYA3)		
10	HCYA3Y	Char	4			Year of DATE ANALYZED (HCYA3)		

Obs	BLIND_BRMID	VERS	HCYA2	VISIT	FSEQNO	HCYA1	HCYA3	HCYA3M	HCYA3D	HCYA3Y
1	BRM001	A	A	0	0	9.0	10/28/2004	10	28	2004
2	BRM001	A	A	3	0	8.5	03/21/2012	03	21	2012
3	BRM002	A	A	0	0	18.9	05/11/2006	05	11	2006
4	BRM002	A	A	1	0	27.0	03/18/2010	03	18	2010
5	BRM002	A	A	3	0	13.3	08/17/2010	08	17	2010
6	BRM004	A	A	0	0	15.9	02/09/2006	02	09	2006

Obs	*BLIND_BRMID*	*VERS*	*HCYA2*	*VISIT*	*FSEQNO*	*HCYA1*	*HCYA3*	*HCYA3M*	*HCYA3D*	*HCYA3Y*
7	BRM004	A	A	3	0	8.9	09/27/2010	09	27	2010
8	BRM005	A	A	0	0	10.5	08/31/2006	08	31	2006
9	BRM005	A	A	7	0	15.3	04/03/2010	04	03	2010
10	BRM006	A	A	0	0	12.1	11/17/2005	11	17	2005

Form Version		
VERS	*Frequency*	*Percent*
A	251	100.00

SPECIMEN CODE (HCYA2)		
HCYA2	*Frequency*	*Percent*
A	246	98.01
E	5	1.99

Analysis Variable : HCYA1 THCY VALUE - UMOL/L (HCYA1)

N	*Mean*	*Median*	*Std Dev*	*Minimum*	*Maximum*
246	14.24	13.15	5.69	6.00	66.80

NIDDK Closure Data Dictionary - Based on data retrieved January 24, 2013

HCYA_BRM : THCY VALUE - UMOL/L (HCYA1)

	N	%
Missing Values	5	2.0

Quantiles	
Min	6.0
1%	7.2
5%	8.2
10%	8.8
25% Q1	10.8
50% Med	13.2
75% Q3	16.4
90%	20.5
95%	22.4
99%	31.2
Max	66.8

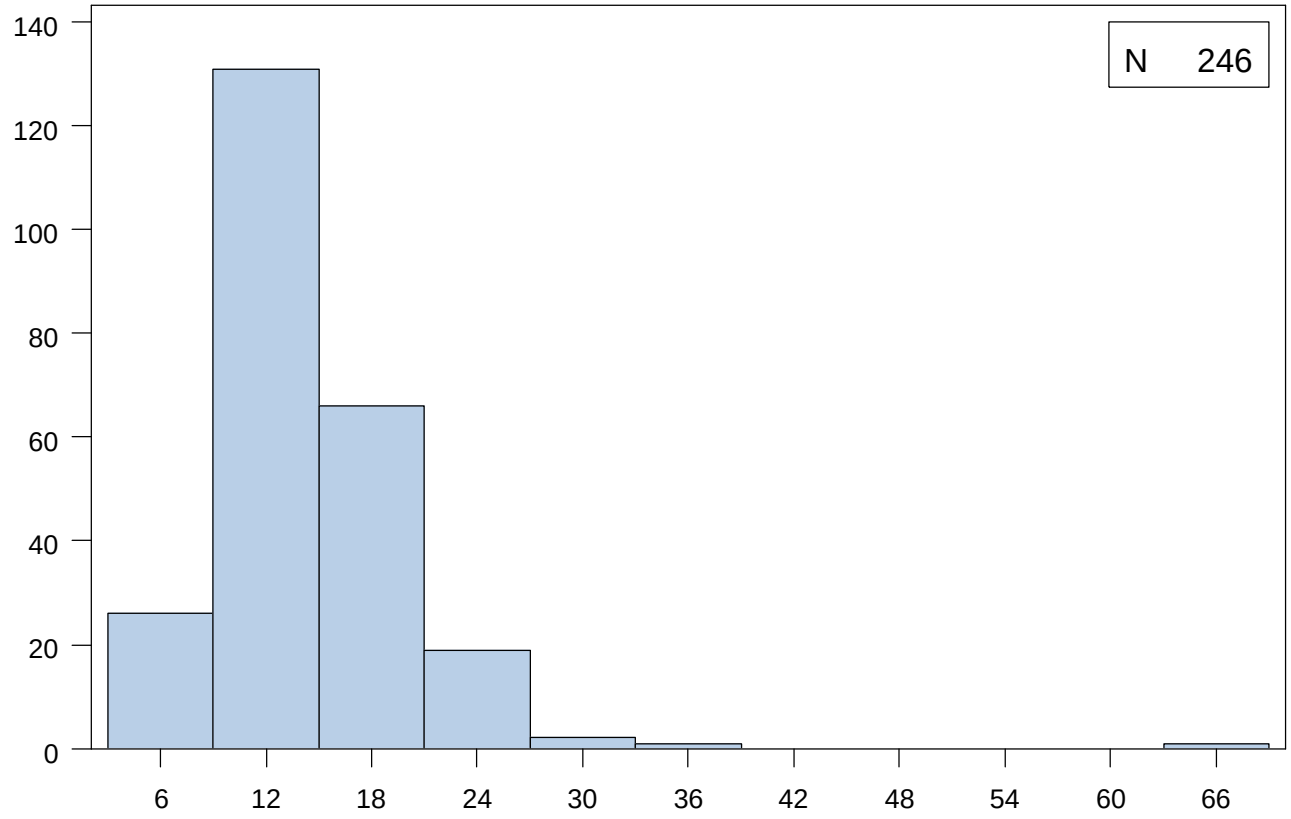

Extremes	
Lowest	N
6.0	1
6.3	1
7.2	1
7.3	2
7.4	2
Highest	N
26.4	1
27.0	1
31.2	1
33.8	1
66.8	1

Mean	14.2	Median	13.2	Mode	12.9
Standard Deviation	5.7	Interquartile Range	5.6	Range	60.8

Job FV186105d by UCCKXJ on 04MAR13 14:27

Data Set Name	LDLA_BRM_NIDDKv1	Observations	4
Created	February 6, 2013	Variables	14
Last Modified	February 6, 2013		

#	Variable	Type	Length	Format	Skip Details	Label	Coding if Categorical	Version Change
1	BLIND_BRMID	Char	6	$6.		Blind BRMID		
2	VERS	Char	1	$1.		Form Version		
4	VISIT	Num	8			Study Contact Occasion		
5	FSEQNO	Num	8			Form Sequence Number		
6	LDLA1	Num	8			DIRECT LDL mg/dl (LDLA1)		
3	LDLA2	Char	1	$1.		Specimen Code (LDLA2)	A=Normal B=Hemolyzed C=Thawed D=Insufficient volume E=No sample F=Instrument failure G=Techinician error H=Other	
7	LDLA3	Num	8	MMDDYY10.		Date Analyzed (LDLA3)		
11	LDLA3D	Char	2			Day of Date Analyzed (LDLA3)		
9	LDLA3M	Char	2			Month of Date Analyzed (LDLA3)		
13	LDLA3Y	Char	4			Year of Date Analyzed (LDLA3)		
8	LDLA4	Num	8	MMDDYY10.		Date Entered (LDLA4)		
12	LDLA4D	Char	2			Day of Date Entered (LDLA4)		
10	LDLA4M	Char	2			Month of Date Entered (LDLA4)		
14	LDLA4Y	Char	4			Year of Date Entered (LDLA4)		

Obs	BLIND_BRMID	VERS	LDLA2	VISIT	FSEQNO	LDLA1	LDLA3	LDLA4	LDLA3M	LDLA4M	LDLA3D	LDLA4D	LDLA3Y	LDLA4Y
1	BRM018	A	A	1	0	182	04/23/2007	06/26/2007	04	06	23	26	2007	2007
2	BRM040	A	A	1	0	79	12/11/2006	02/23/2007	12	02	11	23	2006	2007

Obs	*BLIND_BRMID*	*VERS*	*LDLA2*	*VISIT*	*FSEQNO*	*LDLA1*	*LDLA3*	*LDLA4*	*LDLA3M*	*LDLA4M*	*LDLA3D*	*LDLA4D*	*LDLA3Y*	*LDLA4Y*
3	BRM081	A	A	1	0	107	07/31/2007	02/04/2008	07	02	31	04	2007	2008
4	BRM090	A	A	1	0	85	06/14/2007	09/27/2007	06	09	14	27	2007	2007

Form Version

VERS	*Frequency*	*Percent*
A	4	100.00

Specimen Code (LDLA2)

LDLA2	*Frequency*	*Percent*
A	4	100.00

Analysis Variable : LDLA1 DIRECT LDL mg/dl (LDLA1)

N	*Mean*	*Median*	*Std Dev*	*Minimum*	*Maximum*
4	113.25	96.00	47.39	79.00	182.00

LDLA_BRM : DIRECT LDL mg/dl (LDLA1)

	N	%
Missing Values	0	0.0

Quantiles	
Min	79.0
1%	79.0
5%	79.0
10%	79.0
25% Q1	82.0
50% Med	96.0
75% Q3	144.5
90%	182.0
95%	182.0
99%	182.0
Max	182.0

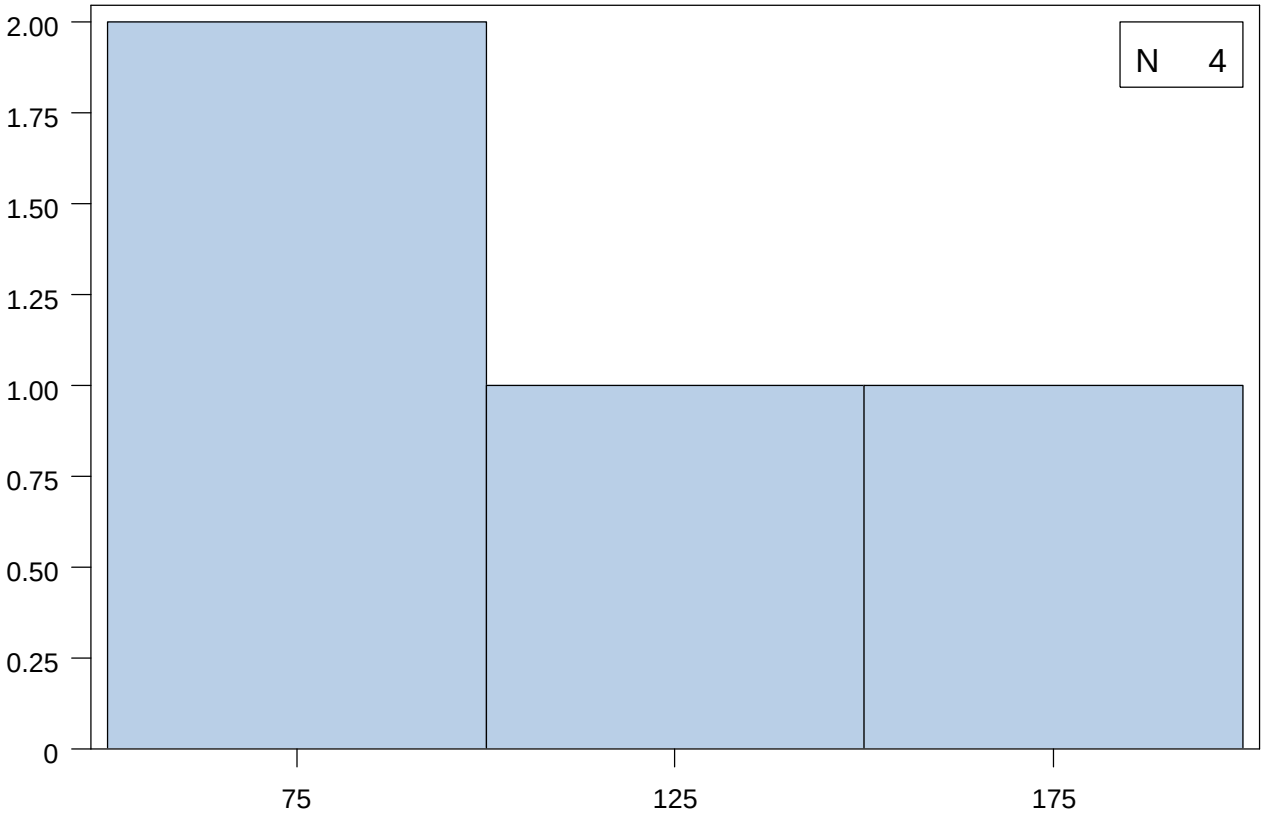

Extremes	
Lowest	N
79.0	1
85.0	1
107.0	1
182.0	1
Highest	N

Mean	113.3	Median	96.0	Mode	
Standard Deviation	47.4	Interquartile Range	62.5	Range	103.0

Data Set Name	LIP_BRM_NIDDKv1	Observations	60
Created	February 6, 2013	Variables	18
Last Modified	February 6, 2013		

#	Variable	Type	Length	Format	Skip Details	Label	Coding if Categorical	Version Change
1	BLIND_BRMID	Char	6	$6.		Blind BRMID		
2	VERS	Char	1	$1.		Form Version		
4	VISIT	Num	8			Study Contact Occasion		
5	FSEQNO	Num	8			Form Sequence Number		
6	LIP1A	Num	8			Cholesterol mg/dl (LIPA1A)		
7	LIP1B	Num	8			Triglycerides mg/dl (LIPA1B)		
8	LIP1C	Num	8			HDL mg/dl (LIPA1C)		
9	LIP1D	Num	8			LDL mg/dl (LIPA1D)		
10	LIP1E	Num	8			VLDL mg/dl (LIPA1E)		
3	LIP2	Char	1	$1.		Specimen Code (LIPA2)	A=Normal B=Hemolyzed C=Thawed D=Insufficient volume E=No sample F=Instrument failure G=Techinician error H=Other	
11	LIP3	Num	8	MMDDYY10.		Date Analyzed (LIPA3)		
15	LIP3D	Char	2			Day of Date Analyzed (LIPA3)		
13	LIP3M	Char	2			Month of Date Analyzed (LIPA3)		
17	LIP3Y	Char	4			Year of Date Analyzed (LIPA3)		
12	LIP4	Num	8	MMDDYY10.		Date Entered (LIPA4)		
16	LIP4D	Char	2			Day of Date Entered (LIPA4)		
14	LIP4M	Char	2			Month of Date Entered (LIPA4)		
18	LIP4Y	Char	4			Year of Date Entered (LIPA4)		

Obs	*BLIND_BRMID*	*VERS*	*LIP2*	*VISIT*	*FSEQNO*	*LIP1A*	*LIP1B*	*LIP1C*	*LIP1D*	*LIP1E*	*LIP3*	*LIP4*	*LIP3M*	*LIP4M*	*LIP3D*	*LIP4D*	*LIP3Y*	*LIP4Y*
1	BRM001	C	A	1	0	155	91	54	83	18	03/14/2007	05/14/2007	03	05	14	14	2007	2007
2	BRM002	C	A	1	0	238	327	40	133	65	08/09/2007	02/14/2008	08	02	09	14	2007	2008
3	BRM007	C	A	1	0	143	189	39	66	38	05/23/2007	09/24/2007	05	09	23	24	2007	2007
4	BRM008	C	A	1	0	239	276	39	145	55	04/19/2007	06/22/2007	04	06	19	22	2007	2007
5	BRM011	C	A	1	0	134	193	49	46	39	08/16/2007	02/06/2008	08	02	16	06	2007	2008
6	BRM012	C	A	1	0	220	110	90	108	22	04/23/2007	06/26/2007	04	06	23	26	2007	2007
7	BRM014	C	A	1	0	179	160	57	90	32	08/09/2007	02/14/2008	08	02	09	14	2007	2008
8	BRM018	C	A	1	0	315	532	38		95	04/23/2007	06/26/2007	04	06	23	26	2007	2007
9	BRM021	C	A	1	0	175	143	28	118	29	05/23/2007	09/24/2007	05	09	23	24	2007	2007
10	BRM023	C	A	1	0	250	237	40	163	47	07/31/2007	02/04/2008	07	02	31	04	2007	2008

Form Version

VERS	*Frequency*	*Percent*
B	1	1.67
C	59	98.33

Specimen Code (LIPA2)

LIP2	*Frequency*	*Percent*
A	59	98.33
H	1	1.67

NIDDK Closure Data Dictionary - Based on data retrieved May 17, 2010
Continuous Variables of Dataset LIP_BRM

Variable	*Label*	*N*	*Mean*	*Median*	*Std Dev*	*Minimum*	*Maximum*
LIP1A	Cholesterol mg/dl (LIPA1A)	59	185.17	175.00	41.17	104.00	315.00
LIP1B	Triglycerides mg/dl (LIPA1B)	59	211.76	175.00	105.78	80.00	532.00
LIP1C	HDL mg/dl (LIPA1C)	59	43.92	43.00	11.37	22.00	90.00
LIP1D	LDL mg/dl (LIPA1D)	55	99.05	96.00	37.07	29.00	169.00
LIP1E	VLDL mg/dl (LIPA1E)	59	41.47	35.00	19.61	16.00	95.00

NIDDK Closure Data Dictionary - Based on data retrieved May 17, 2010

LIP_BRM : Cholesterol mg/dl (LIPA1A)

	N	%
Missing Values	1	1.7

Quantiles	
Min	104.0
1%	104.0
5%	128.0
10%	143.0
25% Q1	158.0
50% Med	175.0
75% Q3	212.0
90%	241.0
95%	261.0
99%	315.0
Max	315.0

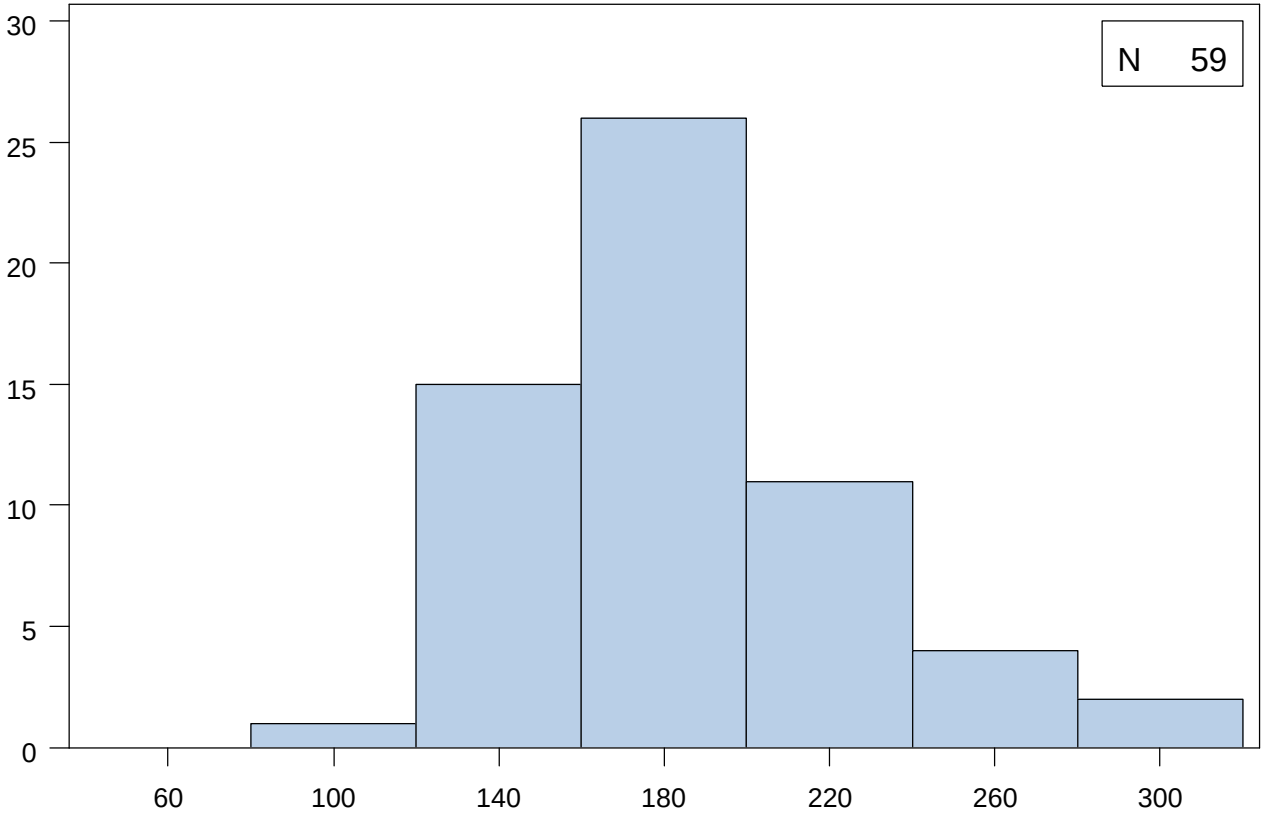

Extremes	
Lowest	N
104.0	1
126.0	1
128.0	1
134.0	1
142.0	1
Highest	N
249.0	1
250.0	1
261.0	1
283.0	1
315.0	1

Mean	185.2	Median	175.0	Mode	143.0
Standard Deviation	41.2	Interquartile Range	54.0	Range	211.0

NIDDK Closure Data Dictionary - Based on data retrieved May 17, 2010

LIP_BRM : Triglycerides mg/dl (LIPA1B)

	N	%
Missing Values	1	1.7

Quantiles	
Min	80.0
1%	80.0
5%	88.0
10%	98.0
25% Q1	134.0
50% Med	175.0
75% Q3	263.0
90%	384.0
95%	434.0
99%	532.0
Max	532.0

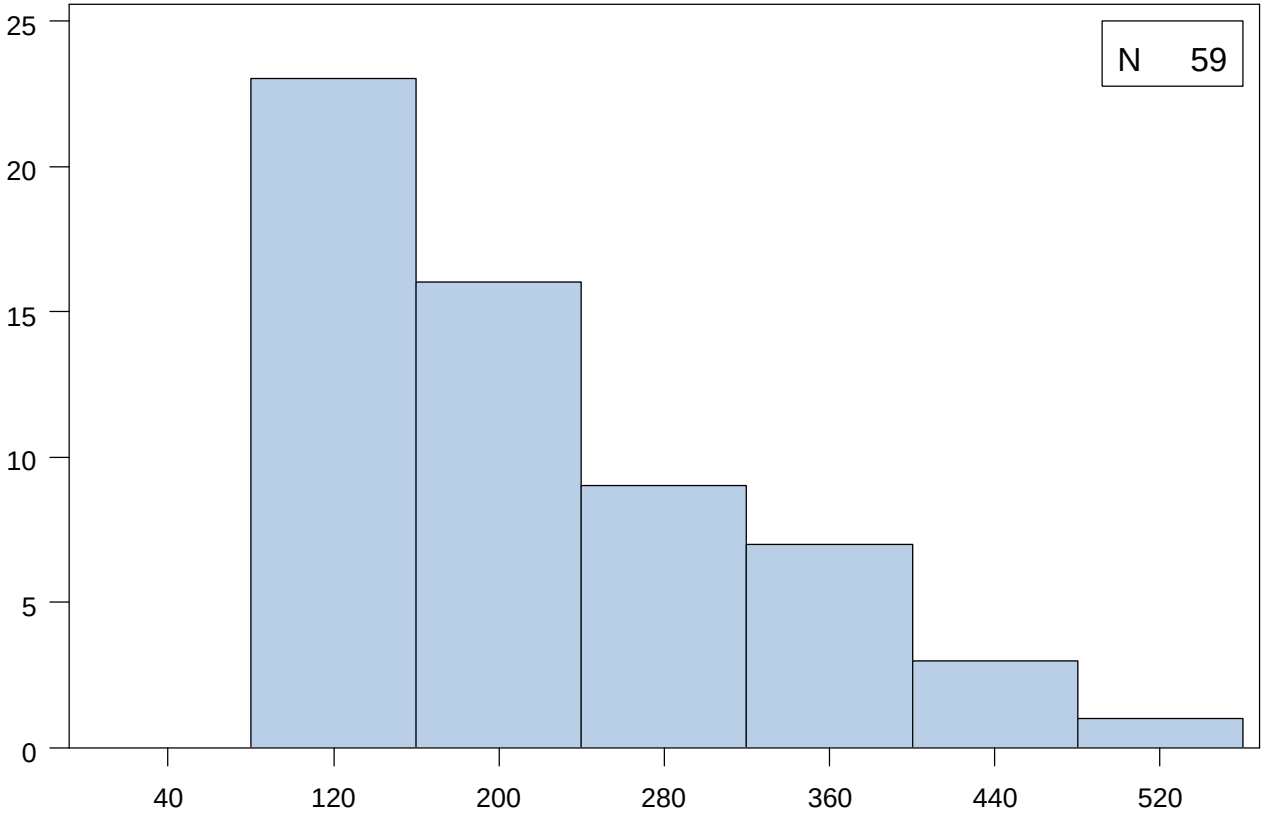

Extremes	
Lowest	N
80.0	1
84.0	1
88.0	1
91.0	1
98.0	2
Highest	N
391.0	1
401.0	1
434.0	1
476.0	1
532.0	1

Mean	211.8	Median	175.0	Mode	98.0
Standard Deviation	105.8	Interquartile Range	129.0	Range	452.0

LIP_BRM : HDL mg/dl (LIPA1C)

	N	%
Missing Values	1	1.7

Quantiles	
Min	22.0
1%	22.0
5%	29.0
10%	31.0
25% Q1	36.0
50% Med	43.0
75% Q3	49.0
90%	57.0
95%	65.0
99%	90.0
Max	90.0

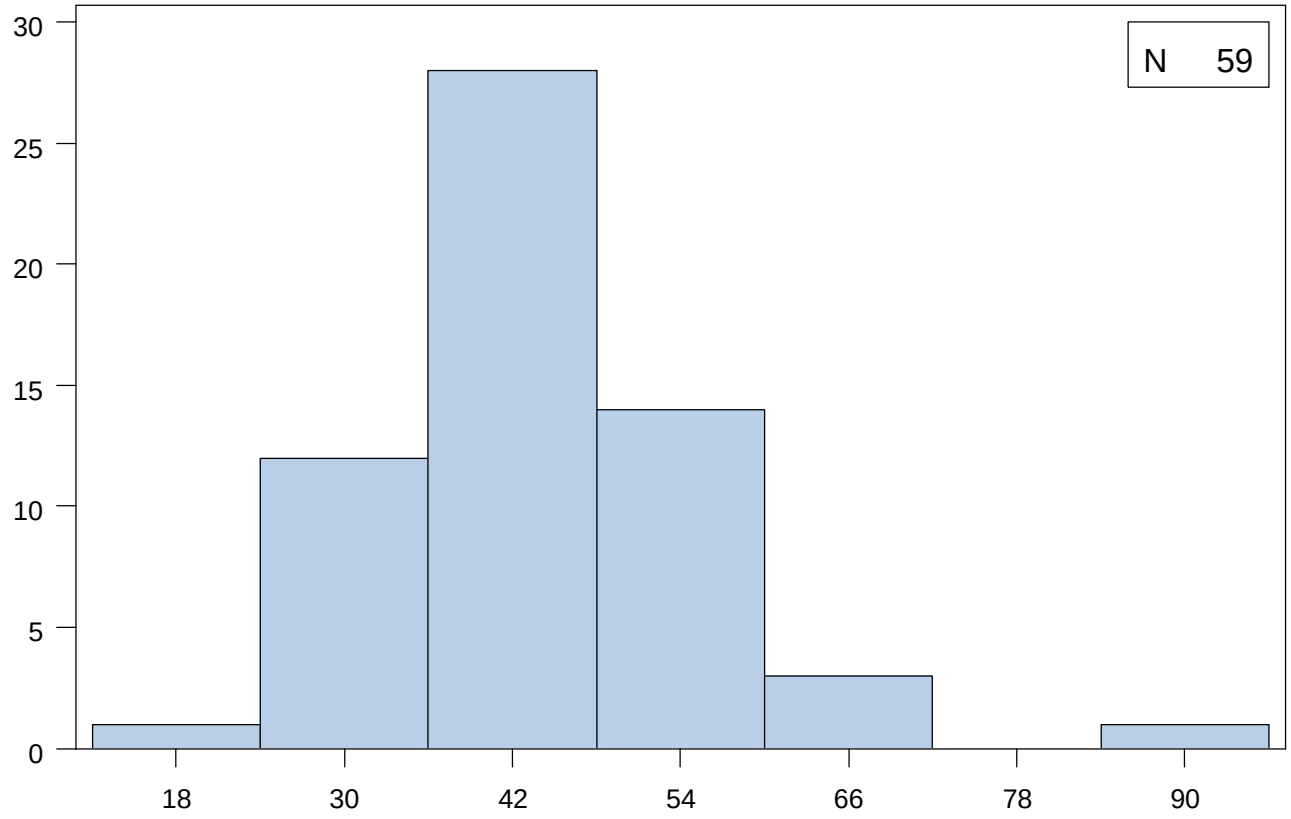

Extremes	
Lowest	N
22.0	1
28.0	1
29.0	1
30.0	1
31.0	3
Highest	N
59.0	1
63.0	1
65.0	1
68.0	1
90.0	1

Mean	43.9	Median	43.0	Mode	45.0
Standard Deviation	11.4	Interquartile Range	13.0	Range	68.0

LIP_BRM : LDL mg/dl (LIPA1D)

	N	%
Missing Values	5	8.3

Quantiles	
Min	29.0
1%	29.0
5%	46.0
10%	50.0
25% Q1	74.0
50% Med	96.0
75% Q3	127.0
90%	161.0
95%	163.0
99%	169.0
Max	169.0

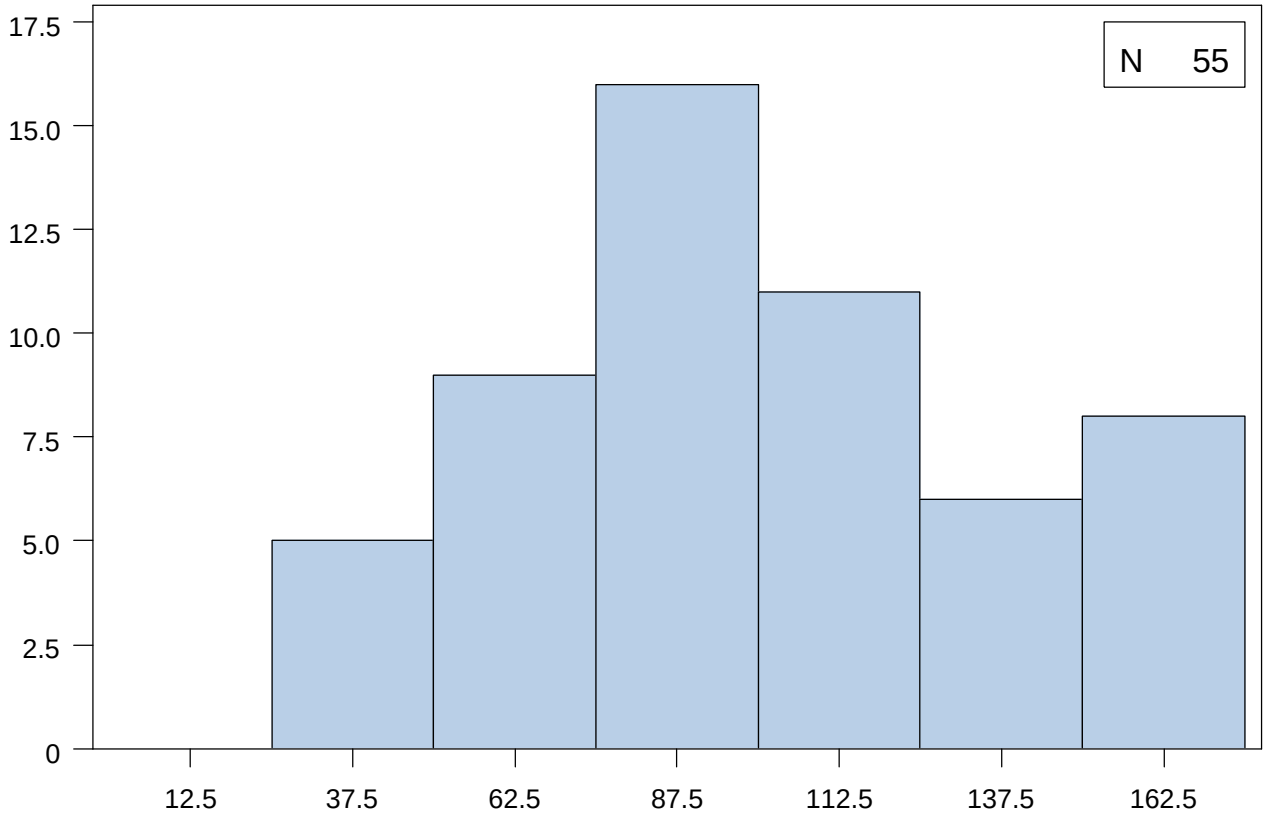

Extremes	
Lowest	N
29.0	1
45.0	1
46.0	2
49.0	1
50.0	1
Highest	N
161.0	2
162.0	1
163.0	1
167.0	1
169.0	1

Mean	99.1	Median	96.0	Mode	75.0
Standard Deviation	37.1	Interquartile Range	53.0	Range	140.0

LIP_BRM : VLDL mg/dl (LIPA1E)

	N	%
Missing Values	1	1.7

Quantiles	
Min	16.0
1%	16.0
5%	18.0
10%	20.0
25% Q1	27.0
50% Med	35.0
75% Q3	52.0
90%	73.0
95%	80.0
99%	95.0
Max	95.0

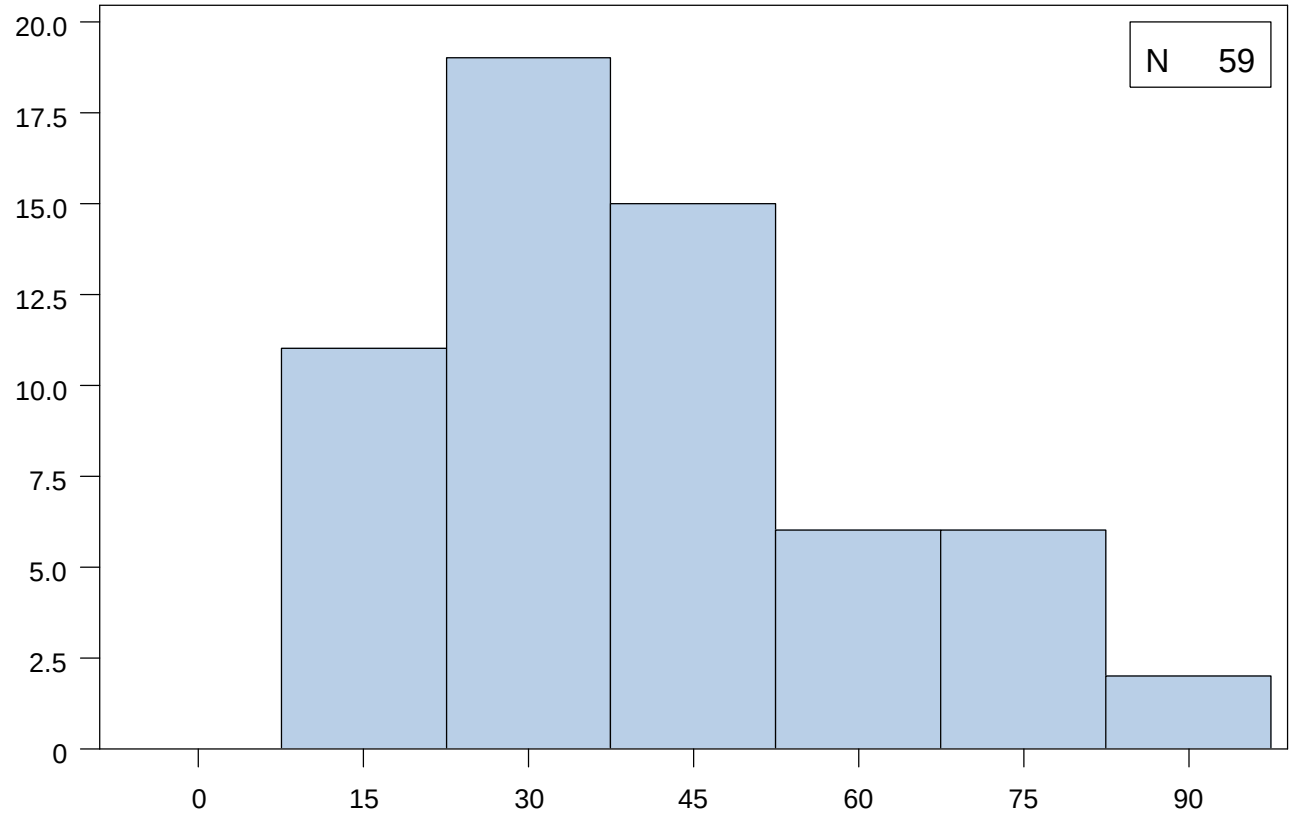

Extremes	
Lowest	N
16.0	1
17.0	1
18.0	2
20.0	3
21.0	1
Highest	N
77.0	1
78.0	1
80.0	1
93.0	1
95.0	1

Mean	41.5	Median	35.0	Mode	20.0
Standard Deviation	19.6	Interquartile Range	25.0	Range	79.0

Data Set Name	PCFA_BRM_NIDDKv1	Observations	106
Created	September 19, 2013	Variables	15
Last Modified	September 19, 2013		

#	Variable	Type	Length	Format	Skip Details	Label	Coding if Categorical	Version Change
1	BLIND_BRMID	Char	6	$6.		Blind BRMID		
2	VISIT	Num	8	BEST12.		Study Contact Occasion		
3	FSEQNO	Num	8	BEST12.		Form Sequence Number		
4	VERS	Char	1	$1.		Form Version		
5	PCFA3	Num	8	BEST12.		Phosphorus (mg/dL)		
6	PCFA4	Char	20	$20.		Any problem with the Phosphorus analysis		
7	PCFA5	Num	8	BEST12.		Calcium (mg/dL)		
8	PCFA6	Char	20	$20.		Any problem with the Calcium analysis		
9	PCFA7	Num	8	MMDDYY10.		The date the analysis was completed		
10	PCFA8	Num	8	BEST12.		Albumin (g/dL)		
11	PCFA9	Char	20	$20.		Any problem with the Albumin analysis		
12	PCFA10	Num	8	BEST12.		Total Bilirubin (mg/dL)		
13	PCFA11	Char	20	$20.		Any problem with the Total Bilirubin analysis		
14	PCFA12	Num	8	BEST12.		Alkaline Phosphatase (U/L)		
15	PCFA13	Char	20	$20.		Any problem with the Alkaline Phosphatase analysis		

Obs	BLIND_BRMID	VISIT	FSEQNO	VERS	PCFA3	PCFA4	PCFA5	PCFA6	PCFA7	PCFA8	PCFA9	PCFA10	PCFA11	PCFA12	PCFA13
1	BRM001	9	0	A	3.9		9.9		10/16/2012	4.3		0.4		57	
2	BRM002	1	0	A	2.9		9.4		06/25/2010	4.1		0.5		49	
3	BRM003	9	0	A	4.08		10.9		10/16/2012	5.1		0.8		62	
4	BRM004	1	0	A	3.42		9.3		03/22/2011	4.4		0.4		38	
5	BRM006	9	0	A	3.4		10.6		10/15/2012	4.2		0.3		81	

Obs	*BLIND_BRMID*	*VISIT*	*FSEQNO*	*VERS*	*PCFA3*	*PCFA4*	*PCFA5*	*PCFA6*	*PCFA7*	*PCFA8*	*PCFA9*	*PCFA10*	*PCFA11*	*PCFA12*	*PCFA13*
6	BRM007	1	0	A	2.64		9.7		02/17/2011	4.5		0.5		61	
7	BRM008	1	0	A	3.95		9.7		06/23/2011	4.7		0.5		53	
8	BRM009	1	0	A	2.97		8.4		02/23/2009			0.7			
9	BRM011	1	0	A	3.4		9.6		06/25/2010	4.6		0.7		111	
10	BRM014	1	0	A	3.03		10.6		02/15/2011	4.5		0.5		118	

Form Version

VERS	*Frequency*	*Percent*
A	106	100.00

Any problem with the Phosphorus analysis

PCFA4	*Frequency*	*Percent*
CLOTTED	1	0.94
NO SAMPLE	2	1.89
Missing	103	97.17

Any problem with the Calcium analysis

PCFA6	*Frequency*	*Percent*
CLOTTED	1	0.94
NO SAMPLE	2	1.89
Missing	103	97.17

Any problem with the Albumin analysis

PCFA9	*Frequency*	*Percent*
NO SAMPLE	2	1.89
Missing	104	98.11

Any problem with the Total Bilirubin analysis

PCFA11	*Frequency*	*Percent*
NO SAMPLE	2	1.89
Missing	104	98.11

Any problem with the Alkaline Phosphatase analysis

PCFA13	*Frequency*	*Percent*
NO SAMPLE	2	1.89
Missing	104	98.11

Variable	*Label*	*N*	*Mean*	*Median*	*Std Dev*	*Minimum*	*Maximum*
PCFA3	Phosphorus (mg/dL)	103	3.19	3.18	0.70	1.74	6.24
PCFA5	Calcium (mg/dL)	103	9.71	9.70	0.68	7.80	12.90
PCFA8	Albumin (g/dL)	92	4.28	4.30	0.31	3.50	5.10
PCFA10	Total Bilirubin (mg/dL)	104	0.62	0.50	0.30	0.20	1.70
PCFA12	Alkaline Phosphatase (U/L)	92	69.00	62.50	34.55	22.00	236.00

PCFA_BRM : Phosphorus (mg/dL)

	N	%
Missing Values	3	2.8

Quantiles	
Min	1.7
1%	1.9
5%	2.2
10%	2.4
25% Q1	2.7
50% Med	3.2
75% Q3	3.6
90%	4.0
95%	4.3
99%	4.7
Max	6.2

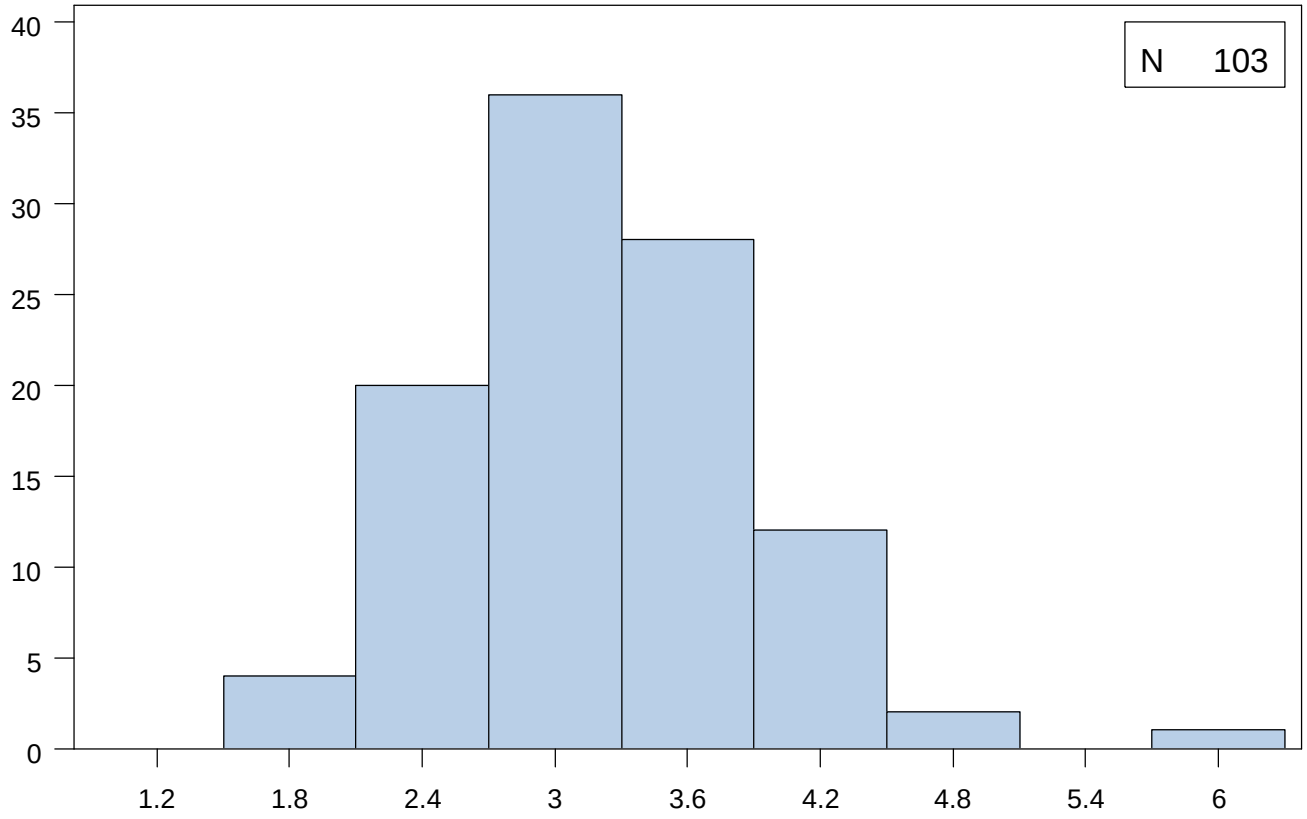

Extremes	
Lowest	N
1.7	1
1.9	1
1.9	1
2.1	1
2.2	1
Highest	N
4.4	1
4.5	1
4.6	1
4.7	1
6.2	1

Mean	3.2	Median	3.2	Mode	3.4
Standard Deviation	0.7	Interquartile Range	0.9	Range	4.5

NIDDK Closure Data Dictionary - Based on data retrieved July 24, 2013

PCFA_BRM : Calcium (mg/dL)

	N	%
Missing Values	3	2.8

Quantiles	
Min	7.8
1%	8.4
5%	8.8
10%	8.9
25% Q1	9.4
50% Med	9.7
75% Q3	10.0
90%	10.6
95%	10.8
99%	11.4
Max	12.9

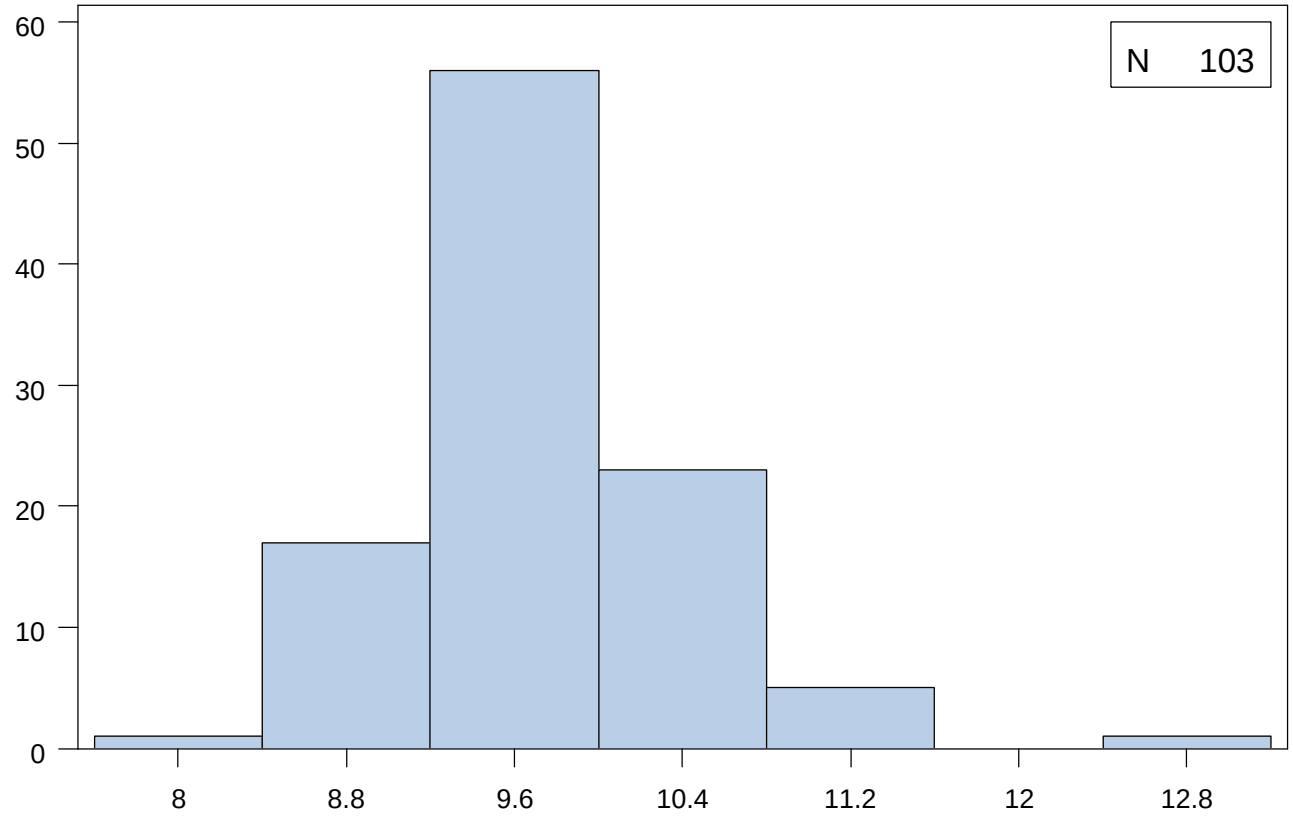

Extremes	
Lowest	N
7.8	1
8.4	1
8.6	1
8.7	1
8.8	3
Highest	N
10.8	1
10.9	2
11.0	1
11.4	1
12.9	1

Mean	9.7	Median	9.7	Mode	9.9
Standard Deviation	0.7	Interquartile Range	0.6	Range	5.1

NIDDK Closure Data Dictionary - Based on data retrieved July 24, 2013

PCFA_BRM : Albumin (g/dL)

	N	%
Missing Values	14	13.2

Quantiles	
Min	3.5
1%	3.5
5%	3.8
10%	3.8
25% Q1	4.1
50% Med	4.3
75% Q3	4.5
90%	4.7
95%	4.7
99%	5.1
Max	5.1

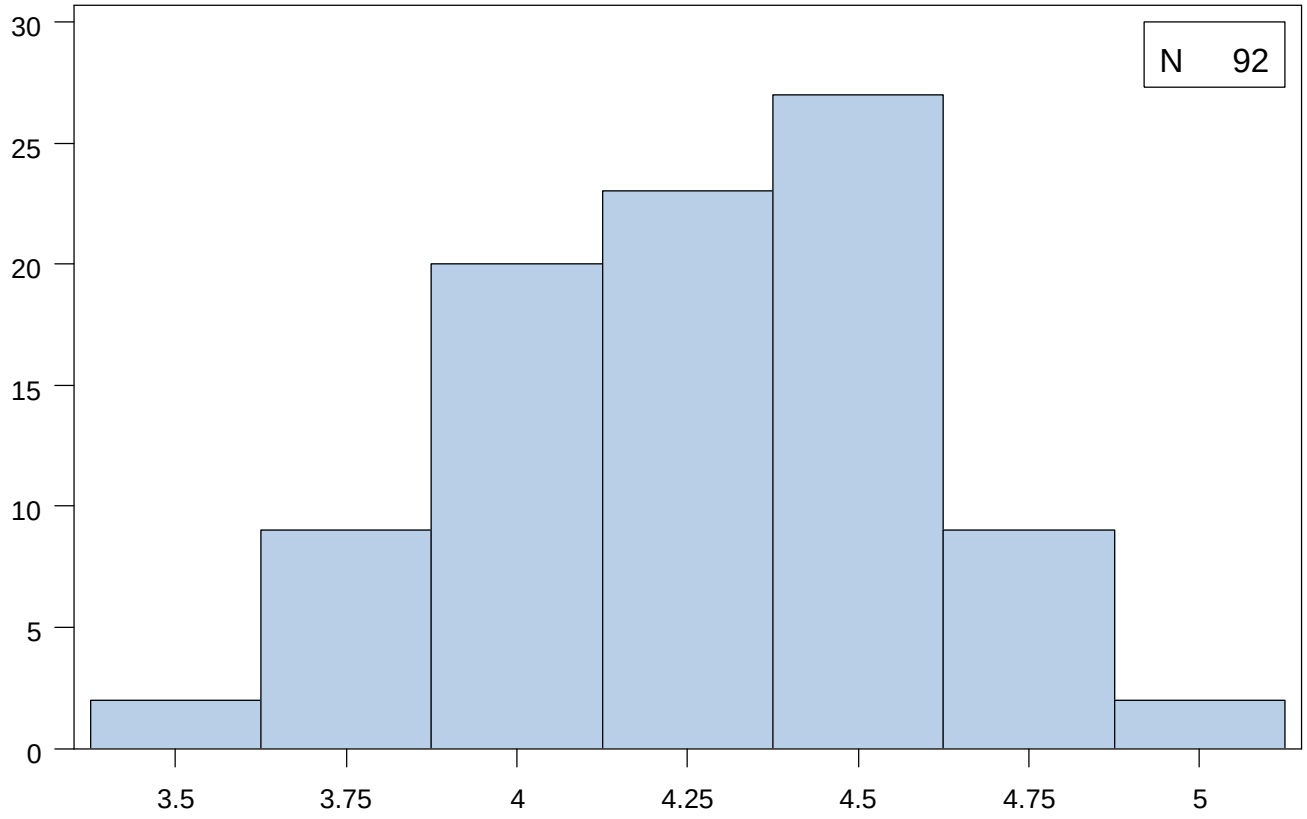

Extremes	
Lowest	N
3.5	1
3.6	1
3.7	2
3.8	7
3.9	2
Highest	N
4.6	8
4.7	7
4.8	2
5.0	1
5.1	1

Mean	4.3	Median	4.3	Mode	4.1
Standard Deviation	0.3	Interquartile Range	0.4	Range	1.6

PCFA_BRM : Total Bilirubin (mg/dL)

	N	%
Missing Values	2	1.9

Quantiles	
Min	0.2
1%	0.2
5%	0.3
10%	0.3
25% Q1	0.4
50% Med	0.5
75% Q3	0.8
90%	1.0
95%	1.1
99%	1.5
Max	1.7

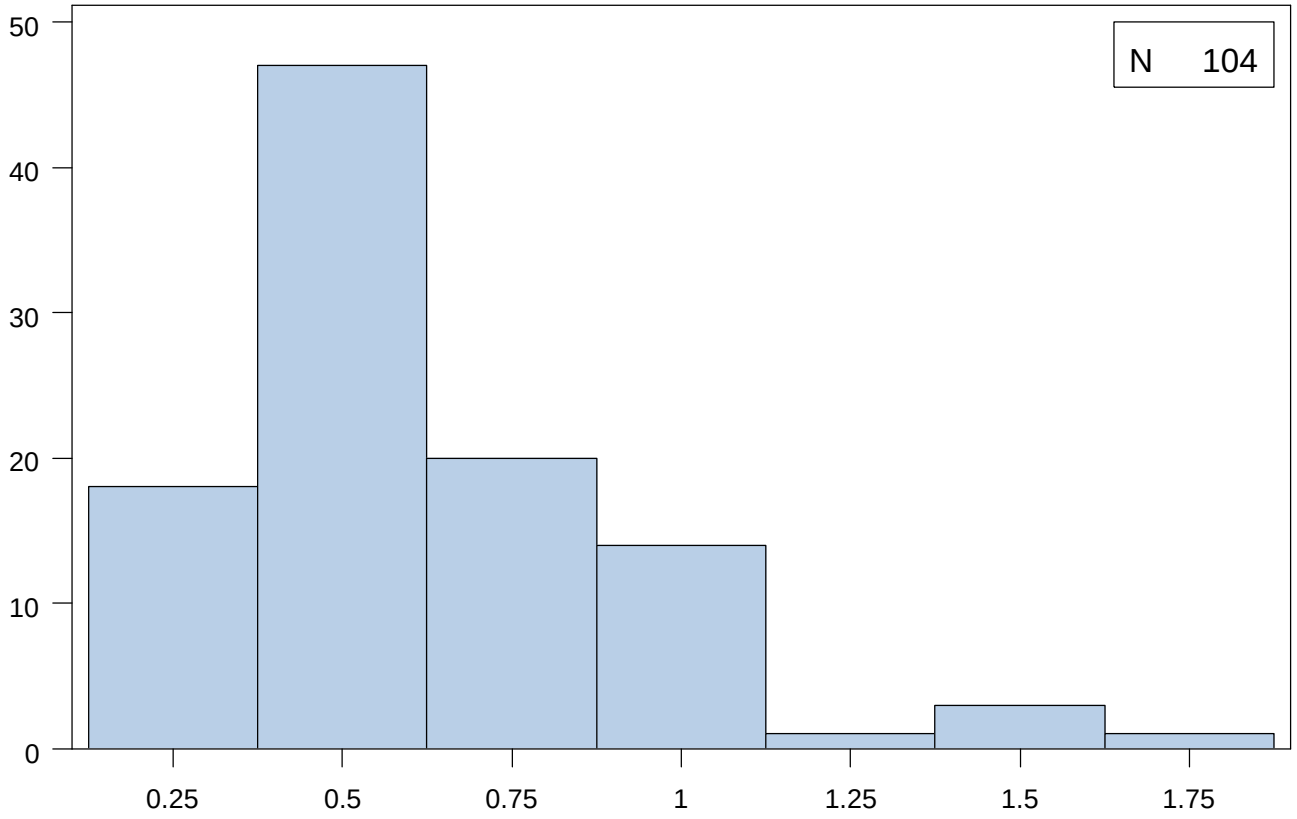

Extremes	
Lowest	N
0.2	4
0.3	14
0.4	11
0.5	25
0.6	11
Highest	N
1.1	4
1.3	1
1.4	2
1.5	1
1.7	1

Mean	0.6	Median	0.5	Mode	0.5
Standard Deviation	0.3	Interquartile Range	0.4	Range	1.5

PCFA_BRM : Alkaline Phosphatase (U/L)

	N	%
Missing Values	14	13.2

Quantiles	
Min	22.0
1%	22.0
5%	34.0
10%	38.0
25% Q1	50.0
50% Med	62.5
75% Q3	75.0
90%	111.0
95%	141.0
99%	236.0
Max	236.0

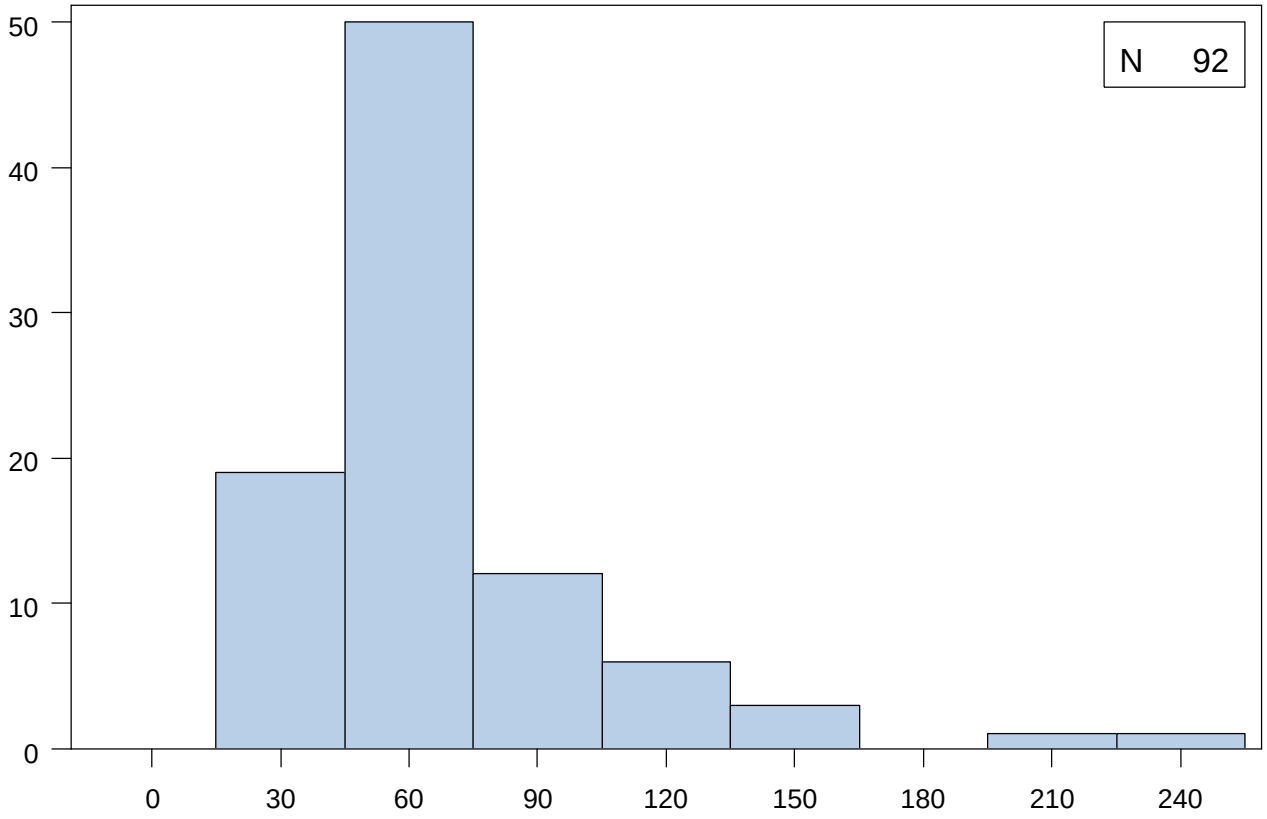

Extremes	
Lowest	N
22.0	1
27.0	1
29.0	1
34.0	2
35.0	1
Highest	N
141.0	1
144.0	1
152.0	1
198.0	1
236.0	1

Mean	69.0	Median	62.5	Mode	54.0
Standard Deviation	34.5	Interquartile Range	25.0	Range	214.0

Data Set Name	PLPA_BRM_NIDDKv1	Observations	49
Created	March 4, 2013	Variables	14
Last Modified	March 4, 2013		

#	Variable	Type	Length	Format	Skip Details	Label	Coding if Categorical	Version Change
1	BLIND_BRMID	Char	6	$6.		Blind BRMID		
2	VERS	Char	1	$1.		Form Version		
4	VISIT	Num	8			Study Contact Occasion		
5	FSEQNO	Num	8			Form Sequence Number		
6	PLPA1	Num	8			PLP, nM/L		
3	PLPA2	Char	1	$1.		Specimen Code	A=Normal B=Hemolyzed C=Thawed D=Insufficient volume E=No sample F=Instrument failure G=Techinician error H=Other	
7	PLPA3	Num	8	MMDDYY10.		Date analyzed		
11	PLPA3D	Char	2			Day of Date analyzed		
9	PLPA3M	Char	2			Month of Date analyzed		
13	PLPA3Y	Char	4			Year of Date analyzed		
8	PLPA4	Num	8	MMDDYY10.		Date entered		
12	PLPA4D	Char	2			Day of Date entered		
10	PLPA4M	Char	2			Month of Date entered		
14	PLPA4Y	Char	4			Year of Date entered		

Obs	BLIND_BRMID	VERS	PLPA2	VISIT	FSEQNO	PLPA1	PLPA3	PLPA4	PLPA3M	PLPA4M	PLPA3D	PLPA4D	PLPA3Y	PLPA4Y
1	BRM002	A	A	1	0	37.7	05/09/2012	12/31/2012	05	12	09	31	2012	2012
2	BRM005	A	A	7	0	75.8	04/30/2010	03/29/2011	04	03	30	29	2010	2011

Obs	*BLIND_BRMID*	*VERS*	*PLPA2*	*VISIT*	*FSEQNO*	*PLPA1*	*PLPA3*	*PLPA4*	*PLPA3M*	*PLPA4M*	*PLPA3D*	*PLPA4D*	*PLPA3Y*	*PLPA4Y*
3	BRM008	A	A	1	0	34.2	06/06/2012	12/31/2012	06	12	06	31	2012	2012
4	BRM011	A	A	7	0	328.6	09/22/2010	05/19/2011	09	05	22	19	2010	2011
5	BRM012	A	A	1	0	26.2	01/10/2008	12/26/2012	01	12	10	26	2008	2012
6	BRM014	A	A	1	0	18.8	01/22/2008	12/26/2012	01	12	22	26	2008	2012
7	BRM018	A	A	1	0	10.7	01/10/2008	12/26/2012	01	12	10	26	2008	2012
8	BRM032	A	A	1	0	45.0	04/30/2010	03/29/2011	04	03	30	29	2010	2011
9	BRM033	A	A	3	0	301.7	08/23/2010	05/19/2011	08	05	23	19	2010	2011
10	BRM034	A	E	1	0		01/15/2008	12/26/2012	01	12	15	26	2008	2012

Form Version		
VERS	*Frequency*	*Percent*
A	49	100.00

Specimen Code		
PLPA2	*Frequency*	*Percent*
A	44	89.80
E	5	10.20

Analysis Variable : PLPA1 PLP, nM/L					
N	*Mean*	*Median*	*Std Dev*	*Minimum*	*Maximum*
44	91.37	52.85	105.28	10.70	413.90

PLPA_BRM : PLP nM/L

	N	%
Missing Values	5	10.2

Quantiles	
Min	10.7
1%	10.7
5%	13.0
10%	18.8
25% Q1	23.6
50% Med	52.9
75% Q3	86.5
90%	301.7
95%	328.6
99%	413.9
Max	413.9

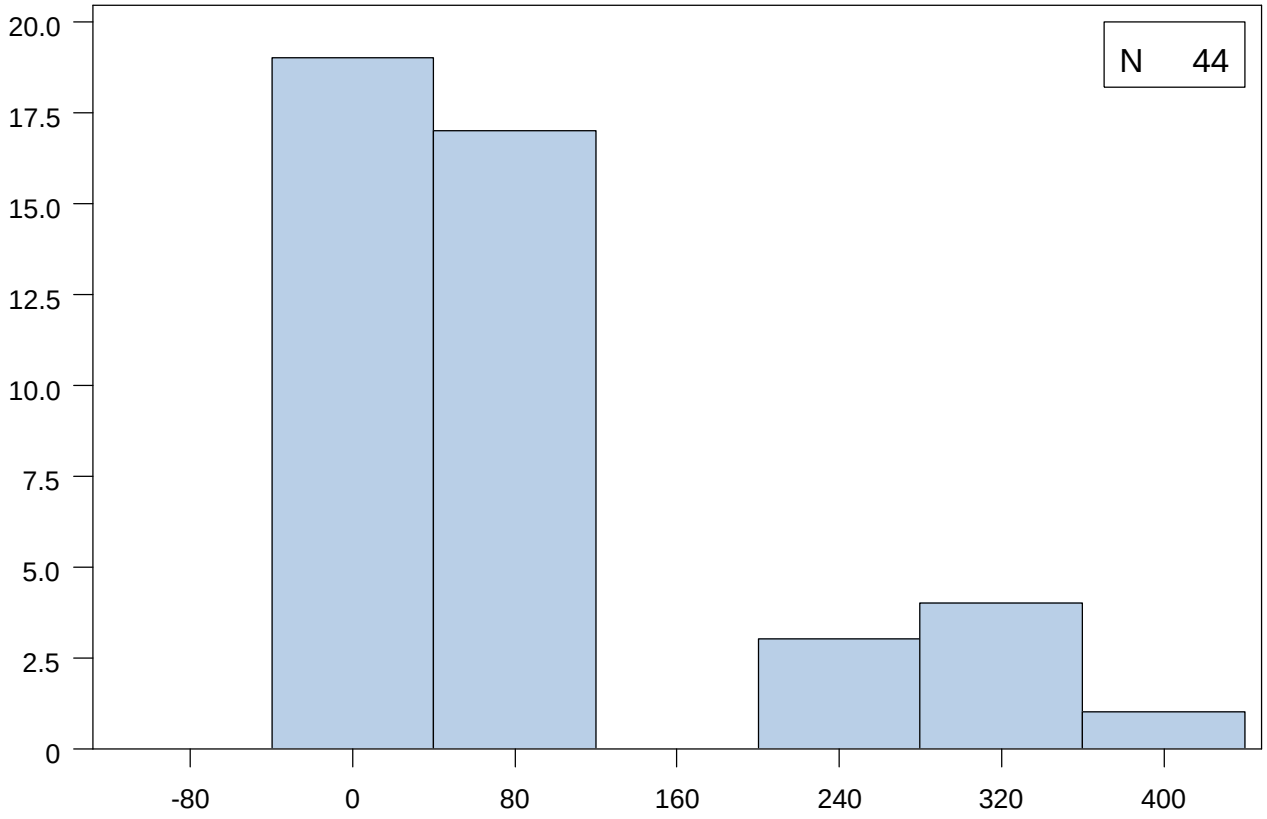

Extremes	
Lowest	N
10.7	1
11.1	1
13.0	1
17.5	1
18.8	1
Highest	N
301.7	1
313.6	1
328.6	1
351.9	1
413.9	1

Mean	91.4	Median	52.9	Mode	62.8
Standard Deviation	105.3	Interquartile Range	62.9	Range	403.2

Data Set Name	URNA_BRM_NIDDKv1	Observations	57
Created	February 6, 2013	Variables	8
Last Modified	February 6, 2013		

#	Variable	Type	Length	Format	Skip Details	Label	Coding if Categorical	Version Change
1	BLIND_BRMID	Char	6	$6.		Blind BRMID		
2	VERS	Char	1	$1.		Form Version		
3	VISIT	Num	8	BEST12.		Study Contact Occasion		
4	FSEQNO	Num	8	BEST12.		Form Sequence Number		
5	URN1	Num	8	BEST12.		Urine Creatinine mg/dL		
6	URN2	Num	8	BEST12.		Urine Microalbumin mg/dL		
7	URN3A	Num	8	MMDDYY10.		Date Received from CL		
8	URN4	Char	100	$100.		Notes		

Obs	BLIND_BRMID	VERS	VISIT	FSEQNO	URN1	URN2	URN3A	URN4
1	BRM002	A	1	1	80.79	1.7	10/29/2012	
2	BRM005	A	1	1	212.48	0.6	10/29/2012	
3	BRM006	A	1	1	188.11	1.4	10/29/2012	
4	BRM007	A	1	1	19.33	0.1	10/29/2012	
5	BRM008	A	1	1	98.23	0.3	10/29/2012	
6	BRM009	A	1	1	76.86	86.8	10/29/2012	
7	BRM011	A	1	1	26.33	0.4	10/29/2012	
8	BRM012	A	1	1	100.85	4.4	10/29/2012	
9	BRM014	A	1	1	65.81	2.9	10/29/2012	
10	BRM018	A	1	1	143.75	21	10/29/2012	

Form Version		
VERS	*Frequency*	*Percent*
A	57	100.00

NIDDK Closure Data Dictionary - Based on data retrieved May 17, 2010
Continuous Variables of Dataset URNA_BRM

Variable	*Label*	*N*	*Mean*	*Median*	*Std Dev*	*Minimum*	*Maximum*
URN1	Urine Creatinine mg/dL	57	90.78	94.62	49.30	14.47	212.48
URN2	Urine Microalbumin mg/dL	57	7.55	1.60	14.79	0.10	86.80

NIDDK Closure Data Dictionary - Based on data retrieved May 17, 2010

URNA_BRM : Urine Creatinine mg/dL

	N	%
Missing Values	0	0.0

Quantiles	
Min	14.5
1%	14.5
5%	19.3
10%	26.3
25% Q1	49.5
50% Med	94.6
75% Q3	122.6
90%	172.1
95%	183.2
99%	212.5
Max	212.5

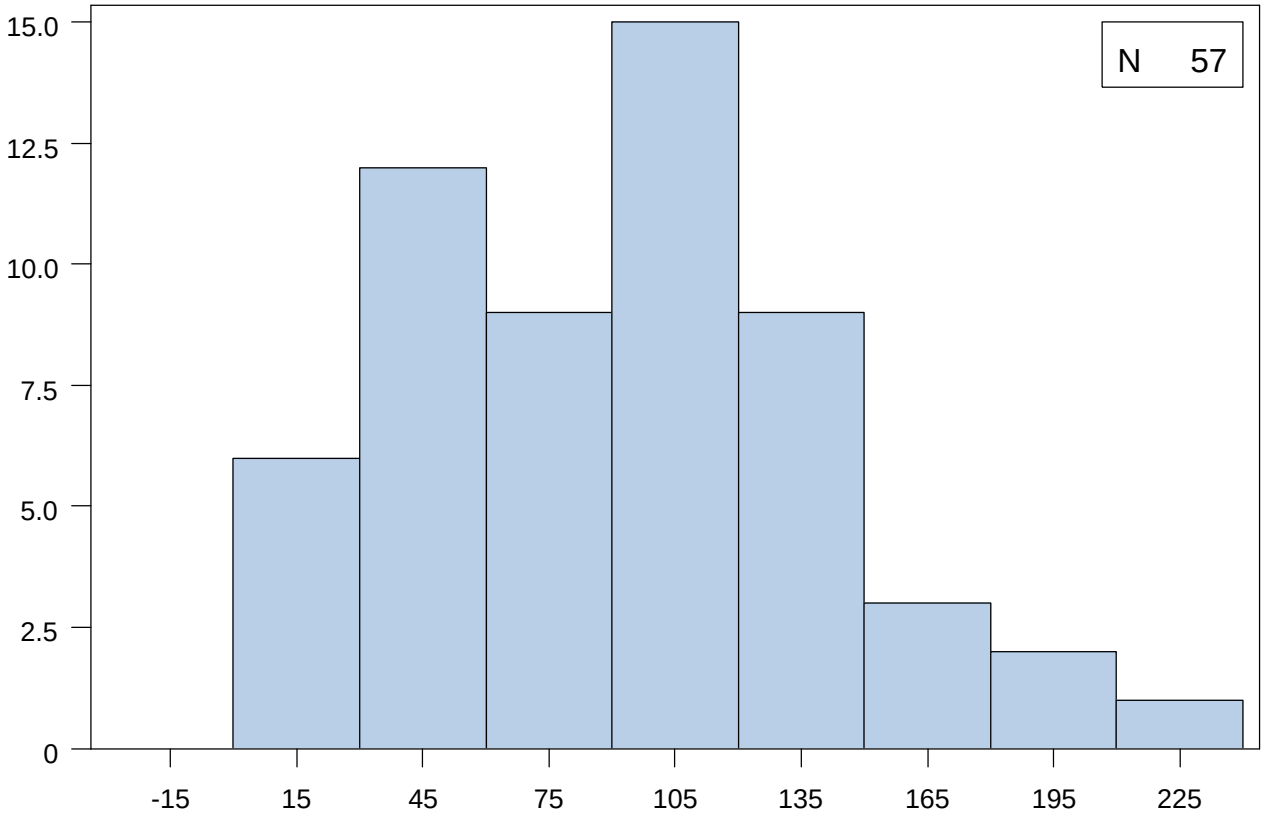

Extremes	
Lowest	N
14.5	1
14.7	1
19.3	1
19.8	1
21.6	1
Highest	N
173.7	1
176.2	1
183.2	1
188.1	1
212.5	1

Mean	90.8	Median	94.6	Mode	
Standard Deviation	49.3	Interquartile Range	73.1	Range	198.0

NIDDK Closure Data Dictionary - Based on data retrieved May 17, 2010

URNA_BRM : Urine Microalbumin mg/dL

	N	%
Missing Values	0	0.0

Quantiles	
Min	0.1
1%	0.1
5%	0.1
10%	0.2
25% Q1	0.6
50% Med	1.6
75% Q3	5.2
90%	29.8
95%	34.5
99%	86.8
Max	86.8

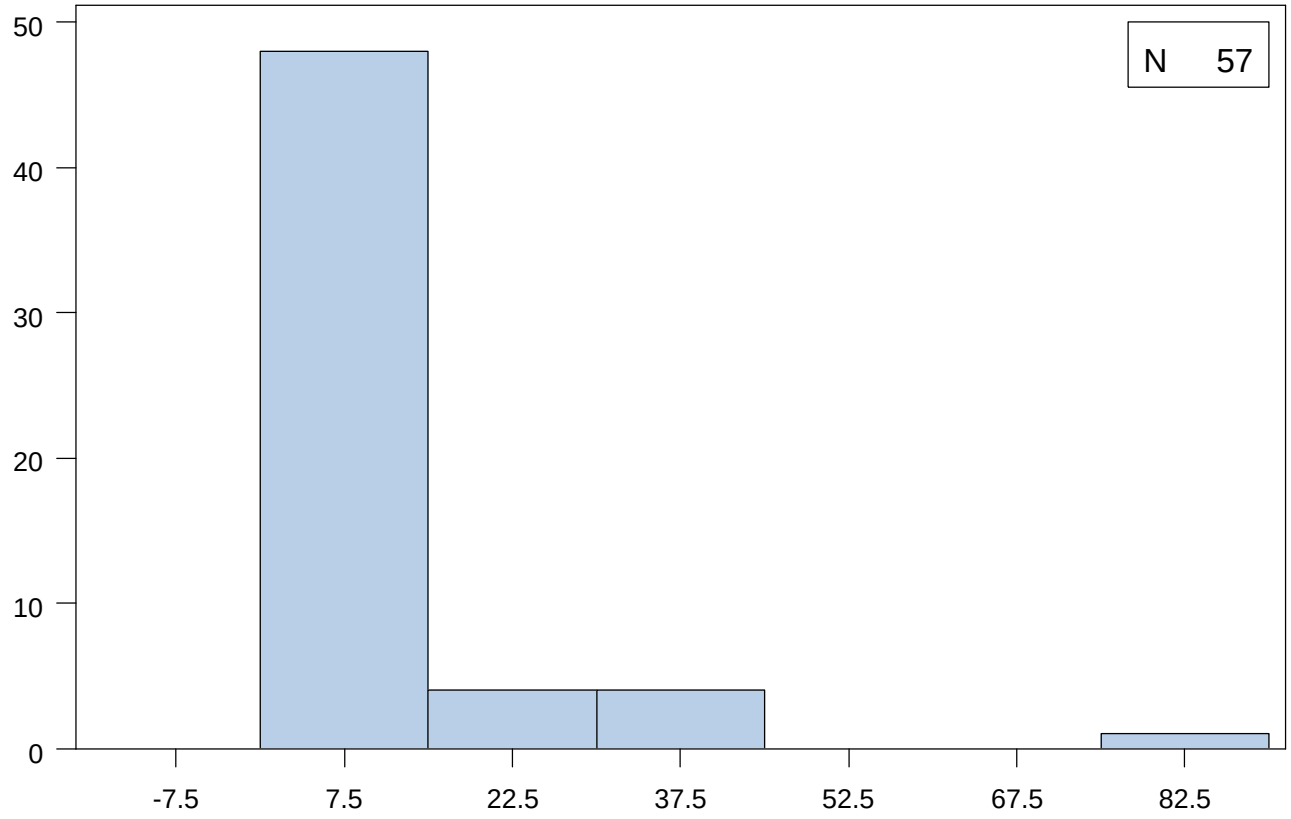

Extremes	
Lowest	N
0.1	5
0.2	3
0.3	1
0.4	3
0.5	1
Highest	N
33.0	1
34.0	1
34.5	1
40.9	1
86.8	1

Mean	7.5	Median	1.6	Mode	0.1
Standard Deviation	14.8	Interquartile Range	4.6	Range	86.7

Data Set Name	VBFB_BRM_NIDDKv1	Observations	42
Created	March 4, 2013	Variables	15
Last Modified	March 4, 2013		

#	Variable	Type	Length	Format	Skip Details	Label	Coding if Categorical	Version Change
1	BLIND_BRMID	Char	6	$6.		Blind BRMID		
2	VERS	Char	1	$1.		Form Version		
4	VISIT	Num	8			Study Contact Occasion		
5	FSEQNO	Num	8			Form Sequence Number		
6	VBFB1A	Num	8			Vitamin B12, pg/ml		
7	VBFB1B	Num	8			Folate, ng/ml		
3	VBFB2	Char	1	$1.		Specimen Code	A=Normal B=Hemolyzed C=Thawed D=Insufficient volume E=No sample F=Instrument failure G=Techinician error H=Other	
8	VBFB3	Num	8	MMDDYY10.		Date analyzed		
12	VBFB3D	Char	2			Day of Date analyzed		
10	VBFB3M	Char	2			Month of Date analyzed		
14	VBFB3Y	Char	4			Year of Date analyzed		
9	VBFB4	Num	8	MMDDYY10.		Date entered		
13	VBFB4D	Char	2			Day of Date entered		
11	VBFB4M	Char	2			Month of Date entered		
15	VBFB4Y	Char	4			Year of Date entered		

Obs	BLIND_BRMID	VERS	VBFB2	VISIT	FSEQNO	VBFB1A	VBFB1B	VBFB3	VBFB4	VBFB3M	VBFB4M	VBFB3D	VBFB4D	VBFB3Y	VBFB4Y
1	BRM004	B	A	1	0	465	41	05/24/2010	08/17/2010	05	08	24	17	2010	2010

Obs	*BLIND_BRMID*	*VERS*	*VBFB2*	*VISIT*	*FSEQNO*	*VBFB1A*	*VBFB1B*	*VBFB3*	*VBFB4*	*VBFB3M*	*VBFB4M*	*VBFB3D*	*VBFB4D*	*VBFB3Y*	*VBFB4Y*
2	BRM008	B	A	1	0	928	9	04/05/2010	08/13/2010	04	08	05	13	2010	2010
3	BRM009	B	A	5	0	267	12	04/05/2010	08/13/2010	04	08	05	13	2010	2010
4	BRM012	B	A	1	0	409	8	01/08/2008	12/20/2012	01	12	08	20	2008	2012
5	BRM017	B	E	1	0			01/21/2008	12/20/2012	01	12	21	20	2008	2012
6	BRM018	B	A	1	0	361	14	01/08/2008	12/20/2012	01	12	08	20	2008	2012
7	BRM018	B	A	3	0	744	14	04/22/2010	08/17/2010	04	08	22	17	2010	2010
8	BRM021	B	A	3	0	296	13	05/24/2010	08/17/2010	05	08	24	17	2010	2010
9	BRM023	B	A	3	0	1173	196	04/11/2010	08/13/2010	04	08	11	13	2010	2010
10	BRM028	B	A	1	0	291	17	05/24/2010	08/17/2010	05	08	24	17	2010	2010

Form Version		
VERS	*Frequency*	*Percent*
B	42	100.00

Specimen Code		
VBFB2	*Frequency*	*Percent*
A	38	90.48
E	4	9.52

Variable	*Label*	*N*	*Mean*	*Median*	*Std Dev*	*Minimum*	*Maximum*
VBFB1A	Vitamin B12, pg/ml	38	705.24	709.00	279.61	267.00	1173.00
VBFB1B	Folate, ng/ml	38	50.21	16.50	82.23	5.00	446.00

VBFB_BRM : Vitamin B12 pg/ml

	N	%
Missing Values	4	9.5

Quantiles	
Min	267.0
1%	267.0
5%	291.0
10%	309.0
25% Q1	461.0
50% Med	709.0
75% Q3	964.0
90%	1083.0
95%	1103.0
99%	1173.0
Max	1173.0

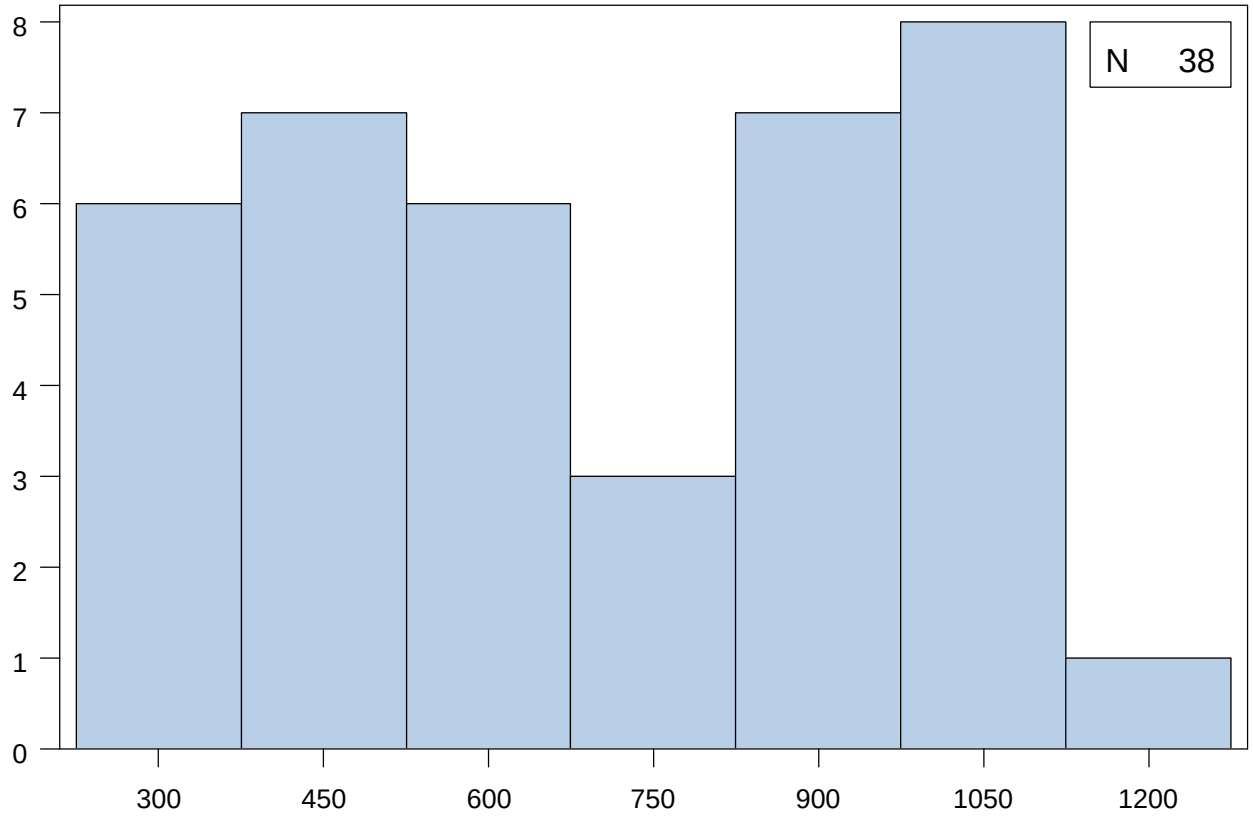

Extremes	
Lowest	N
267.0	1
291.0	1
296.0	1
309.0	1
358.0	1
Highest	N
1069.0	1
1083.0	1
1089.0	1
1103.0	1
1173.0	1

Mean	705.2	Median	709.0	Mode	
Standard Deviation	279.6	Interquartile Range	503.0	Range	906.0

VBFB_BRM : Folate ng/ml

	N	%
Missing Values	4	9.5

Quantiles	
Min	5.0
1%	5.0
5%	8.0
10%	9.0
25% Q1	13.0
50% Med	16.5
75% Q3	41.0
90%	144.0
95%	196.0
99%	446.0
Max	446.0

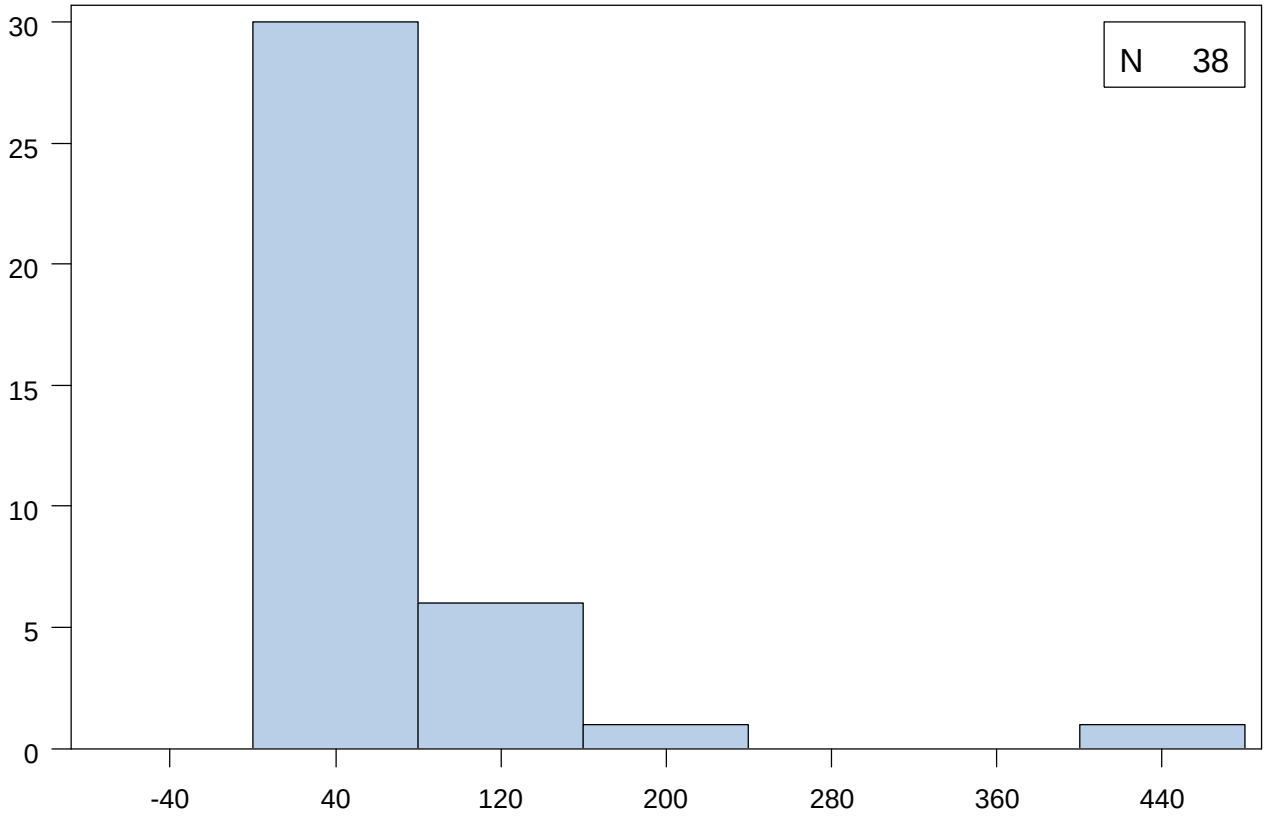

Extremes	
Lowest	N
5.0	1
8.0	1
9.0	2
10.0	1
11.0	1
Highest	N
134.0	1
144.0	1
153.0	1
196.0	1
446.0	1

Mean	50.2	Median	16.5	Mode	14.0
Standard Deviation	82.2	Interquartile Range	28.0	Range	441.0

FAVORIT Publication and Presentation Policy

July 15, 2011
Version V9

A. Introduction

1. Objectives

a. To encourage timely development and submission of high quality publications and presentations from the FAVORIT trial.

b. To provide all collaborating investigators with equitable opportunity to participate in and author publications and presentations.

c. To prevent premature dissemination of results that might jeopardize the scientific integrity of the study or compromise publication in peer-reviewed journals.

2. Guiding Principles

a. The data collected by FAVORIT are the property of the Principal Investigators.

b. No data collected as part of FAVORIT will be presented, published, or otherwise disseminated, except as provided for under these guidelines.

c. After two years from the acceptance of the major results paper, FAVORIT data, with appropriate provisions for protection of participant privacy and confidentiality, will be made publicly available through the NIDDK Central Repository (https://www.niddkrepository.org), as specified in the NIH policy on data sharing. Use of that version of the database is not controlled by this policy.

B. Organization

1. Publications Committee

a. The Publications Committee (PC) will be responsible for reviewing proposals for manuscripts and presentations (see attached proposal form) for managing the development of manuscripts, and for reviewing and approving manuscripts, abstracts and presentations prior to submission. The Committee will be responsible for adjudicating any conflicts that may arise between writing groups.

b. The Publications Committee will include one member each from the Operations Center, the Data Coordinating Center, and the Project Office, and two clinical site Investigators. The Executive Committee will appoint the members from the OC, DCC and PO. The Steering Committee will choose the two clinical site Investigators.

c. The Executive Committee will monitor the progress of data collection and database closure and will announce the point at which proposals for baseline and outcome manuscripts may be submitted to the PC.

d. The Chair of the PC will review each manuscript proposal for overlap with existing proposals. In such cases, the overlap will be communicated to the proposer and to the lead of the relevant Writing Group. The proposer will then be responsible for contacting the lead of the existing writing group to adjudicate the overlap.

2. Writing Groups

a. In general writing groups should include no more than 8 individuals. Where practical, members should be included from a variety of FAVORIT sites (i.e., clinical centers, Operations Center, DCC, central laboratory, clinical endpoints committee, and NIDDK)

b. Each writing group for a manuscript or presentation that will include FAVORIT data must include a statistician from the DCC.

c. The Chair of the writing group is responsible for communicating with the members to develop the manuscript. This ordinarily will involve a series of conference calls, e-mail communications, online proposal submissions, and perhaps, in-person meetings. The analysis plan provided in the manuscript proposal should be elaborated to create one or more statistical computing requests. These computing requests will be prepared by the DCC representative on the writing group. The DCC representative will provide the group with statistical reports, including tables, figures, and text with results of those analyses.

d. Membership on a writing group is not sufficient to warrant authorship credit. Each individual listed as a co-author is expected to make significant scientific contributions to the manuscript (see, for example, the JAMA instructions for authors for definitions of “significant scientific contributions”).

C. Categories and Timing of Manuscripts and Presentations

1. Methodological papers: Manuscripts describing the design and / or scientific methods used in the FAVORIT trial.

2. Baseline papers: Manuscripts that report only data collected at the time of or prior to randomization.

3. Outcome papers: Manuscripts including data collected following randomization of participants.

Development of baseline papers is encouraged as soon as randomization is complete and the baseline database is closed (i.e., while follow-up is on-going). The first baseline paper submitted will be a description of the general characteristics of the overall FAVORIT population. Other baseline papers may not be submitted until this first paper has been accepted. Development of outcome manuscripts can begin once collection of follow-up data is complete and the corresponding database is closed. The first outcome paper submitted will be the primary results manuscript. Other outcome manuscripts may not be submitted until the primary outcome manuscript has been accepted. Methodological papers which do not require FAVORIT data may be developed at any time. Those methodological papers that include substantial data, particularly outcome data (e.g., results of a quality control program) will follow the timeline required for the data included.

In general, FAVORIT manuscripts are expected to include data from all of the relevant participants. Papers that include only a subset of the participants (e.g., first 2,000 patients randomized, participants from a subset of sites) are discouraged.

D. Proposal Development for Manuscripts and Presentations

1. Any FAVORIT Investigator can propose a manuscript or presentation by completing the manuscript proposal form on the secure FAVORIT web site (see Figure 1)

2. Proposals are submitted to the Data Coordinating Center which logs them and forwards them to the Publications Committee for review. **Submit electronically at this address: http://www.cscc.unc.edu/favsec/pubprop/.**

3. After review, the PC may approve the proposal, request revisions, or recommend that the topic not be pursued. In the case of a rejection, the Publications Committee will provide an explanation for the reason that the topic was judged impractical, duplicative, etc. The PC will attempt to complete this review within 4 weeks of the receipt of a proposal by the DCC.

4. As part of the review process, the PC may suggest additions to the writing group.

5. The PC will identify a member of the writing group to serve as the writing group chair. The Chair will have primary responsibility for communicating with the DCC, making writing assignments, and other tasks necessary to produce a complete draft manuscript. The Chair will report regularly on the status of the manuscript to the DCC, who will produce a status report for distribution to the PC.

6. The PC will establish general guidelines for the timely completion of manuscripts. The Committee will periodically monitor the progress of manuscripts and take corrective action as needed to insure their timely completion. In extreme cases, this could include replacing the chair of a writing group for a manuscript that is not progressing.

7. When there are more manuscript proposals approved than the DCC has resources to actively work on, the PC will set priorities for the order in which analyses will be conducted.

8. In general, Investigators are discouraged from submitting more than a few manuscript proposals at any one time. In the case of an Investigator with multiple approved proposals, the PC may identify which proposal(s) will receive active attention from the DCC at a particular point in time.

9. If a member of the PC is a member of a writing group he/she will absent him/herself from any decision about that paper.

E. Authorship Guidelines

1. Selection of persons to be named as authors and the order of authorship will conform to generally accepted standards. In particular, the standards published by the International Committee of Medical Journal Editors (Oct, 2004) will be used to guide decisions on authorship credit.

2. Authorship for pivotal manuscripts (e.g., primary baseline and outcomes manuscripts) will name authors from the writing group and credit the entire Investigator group, e.g.: “Jones, Smith, and Brown, for the FAVORIT Trial Investigators”.

3. Authors for other manuscripts based on FAVORIT data will be individually named from among the members of the writing group, based on the ICMJE guidelines referenced above.

4. Authorship for manuscripts in which FAVORIT data is essential but not the primary focus (e.g., publications from FAVORIT ancillary studies) should include at least one FAVORIT investigator or DCC statistician.

F. Acknowledgements

1. **Study Identification** All manuscripts produced from FAVORIT data must have the study acronym ("FAVORIT") listed in either the title or the list of authors.

2. **Support** All manuscripts that report FAVORIT data must include the following statement: *This research was supported by cooperative agreement U01 DK61700-01 from the National Institute of Diabetes and Digestive and Kidney Diseases and additional financial support from the Office of Dietary Supplements, National Institutes of Health, Department of Health and Human Services. Vitamins were provided by Pamlab, L.L.C.*

3. **Staff and Participants** Writing groups are encouraged to acknowledge the FAVORIT participants and staff.

4. **FAVORIT (for ancillary studies)** In addition to acknowledging their funding source, manuscripts arising from FAVORIT ancillary studies must reflect the support of the parent trial with a statement similar to that listed in item 2, above.

G. Manuscript Review and Approval Process

1. Completed drafts of manuscripts are submitted by the writing group chair to the DCC which logs their receipt and forwards them to the Chair of the Publications Committee. The Chair of the PC arranges for a review of the manuscript by two or more FAVORIT investigators, including one statistical reviewer.

2. The reviews are returned to the DCC which compiles them and forwards them to the entire PC for discussion and action at the next PC conference call / meeting.

3. The Chair of the PC communicates the results of the PC discussion with its approval, request for revision, etc. to the WG chair. The PC will attempt to complete this review within 8 weeks of the receipt of the manuscript by the DCC

4. All manuscripts approved by the PC will be forwarded to NIDDK and the FAVORIT Executive Committee for their review and approval to submit. The manuscript will also be forwarded to the DCC for verification of the accuracy of the tables, figures, and other statistics presented. The goal will be to complete these reviews within 4 weeks of distribution of the approved manuscript by the PC.

5. The Chair of the WG is responsible (in collaboration with the DCC) for submitting the manuscript to the journal. The WG Chair will ordinarily be listed as the corresponding author. A copy of the manuscript submitted to

the journal and all revisions must be sent to the DCC. Copies of journal reviewer comments must all be submitted to the DCC.

6. Minor revisions requested by the journal can be made by the Writing Group without re-approval. Substantive revisions must be submitted to the PC Chair (through the DCC) for approval.

H. Abstract and Presentation Approval Process

Proposals for abstracts and presentations are submitted by completing an electronic form through the secure FAVORIT web site (See Figure 2). The process for development of presentations and abstracts based on FAVORIT data will follow the procedures for manuscripts, described above.

Completed presentations and abstracts will be simultaneously reviewed by the PC chair, EC chair, DCC statistician, and NIDDK Project Officer. Full committee reviews will not be required. **Review of proposed abstracts and presentations cannot be assured if received by the DCC less than 14 days prior to the deadline for submission.**

I. Complying with NIH Public Access Policy

Award recipients are required to comply with the NIH Public Access Policy. This includes submission to PubMed Central (PMC), upon acceptance for publication, an electronic version of a final peer-reviewed, manuscript resulting from research supported in whole or in part, with direct costs from National Institutes of Health. The author's final peer-reviewed manuscript is defined as the final version accepted for journal publication, and includes all modifications from the publishing peer review process. For additional information, please visit http://publicaccess.nih.gov/.

Agreement to Abide by FAVORIT Publication and Presentation Policy

I have read the FAVORIT Publication Policy above and agree to abide by it. Realizing this policy may be updated during the course of the trial, I also agree to review and adhere to future versions of this Publications Policy that are in place at the time manuscript or presentation activity is on-going.

Name (printed / typed):

Title:

Signed: _____

Figure 1.

FAVORIT Manuscript Proposal Form Screenshot

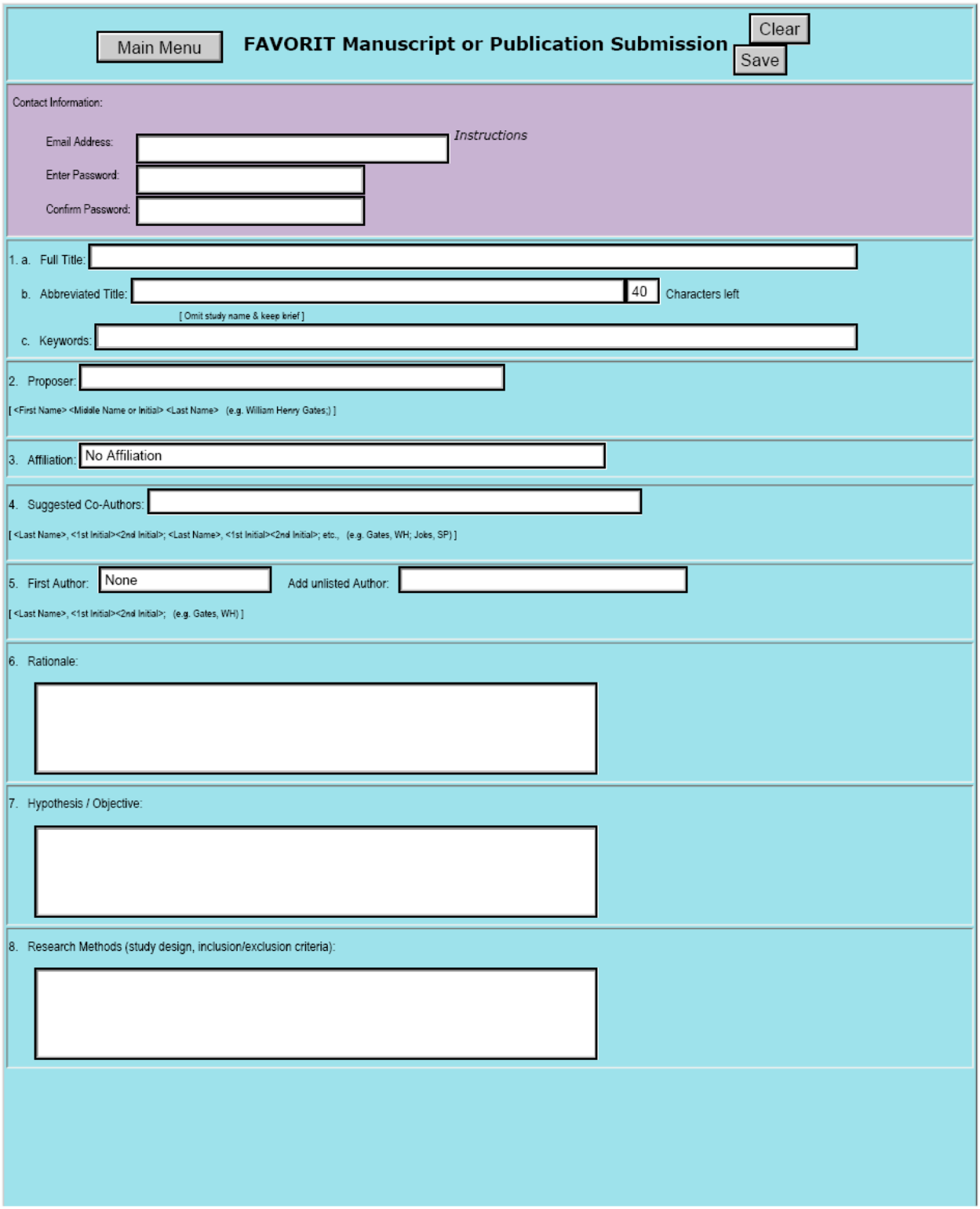

Figure 1.

FAVORIT Manuscript Proposal Form Screenshot

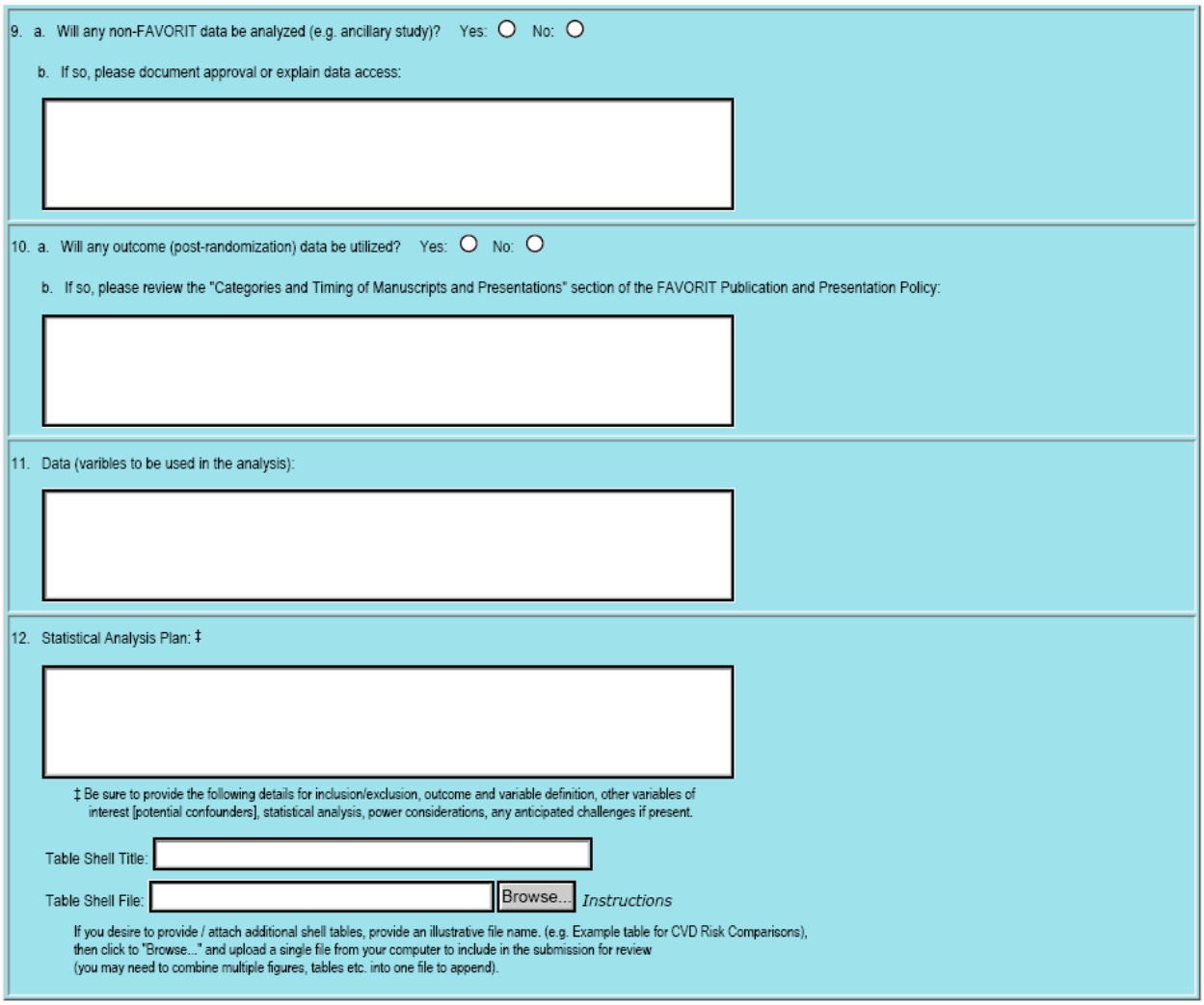

Figure 2.
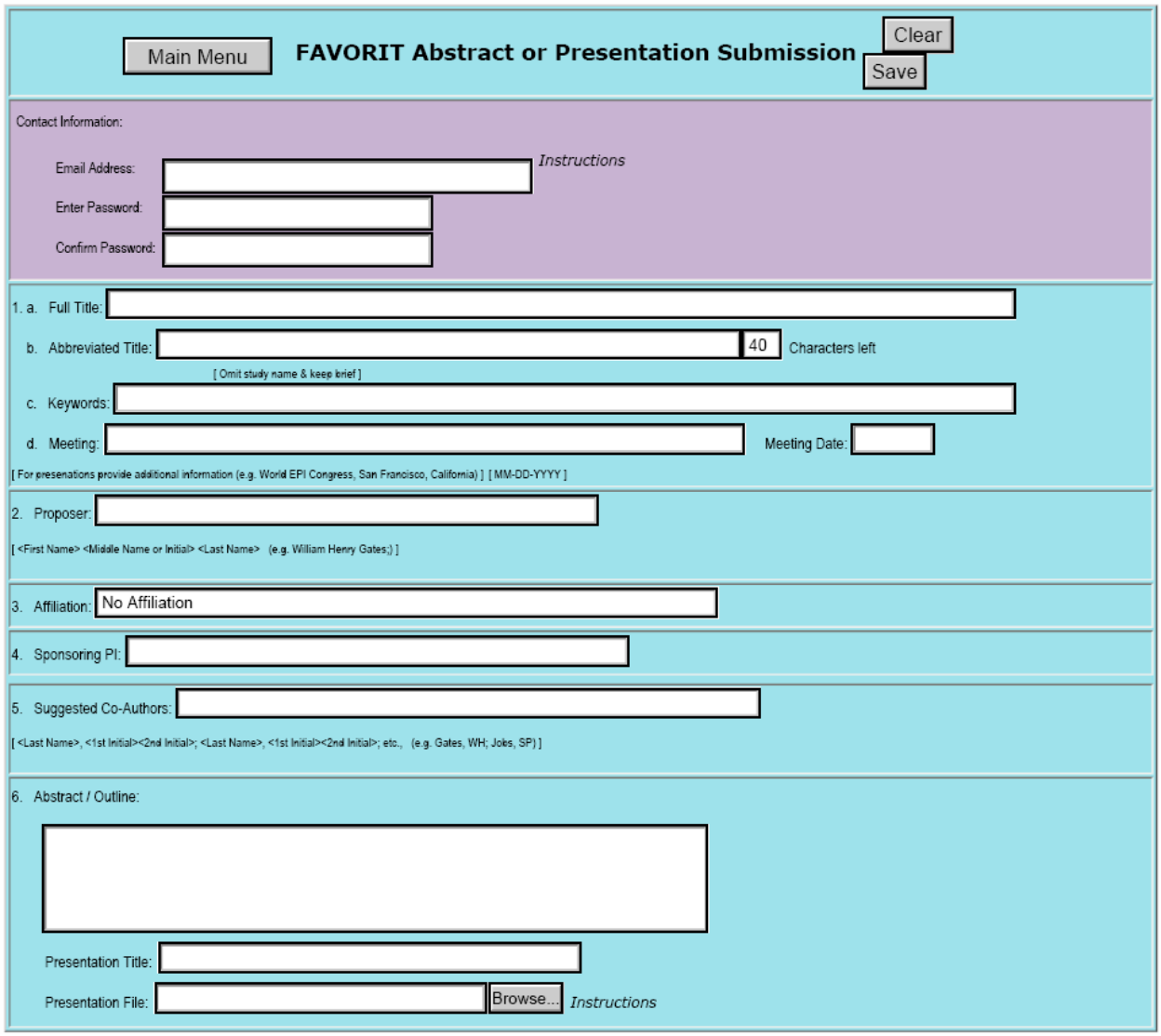
FAVORIT Abstract/Presentation Review Form Screenshot