

Talker identification in three types of background noise

Alina Razak, Emily J. Thurston, Lauren E. Gustainis, Gerald Kidd, Jr., Jayaganesh Swaminathan, & Tyler K. Perrachione

Department of Speech, Language, & Hearing Sciences, Boston University

BOSTON
UNIVERSITY

Summary

- Perceiving speech in the presence of background noise (i.e., masking) requires listeners to distinguish and attend to one talker from among competing talkers.
- Young adults with normal hearing learned to identify five talkers by the sound of their voice in quiet.
- Talker identification accuracy was tested in quiet and masking by speech-shaped noise, multi-talker babble, and a single competing talker.
- Performance was best in quiet and fell as a function of SNR for all masker types.
- The change in accuracy as a function of SNR was greatest for multi-talker babble.
- Trained sentences facilitated identification compared to untrained sentences.
- Individual variability in performance appeared unrelated to listeners' pure-tone hearing levels, speech perception in noise, or phonological awareness/memory.

Methods

Participants

Native English-speaking young adults (N = 30; 25 female, 5 male; age 18-30) with a self-reported history free from speech, language, and hearing problems.

Target Talkers and Sentences

Participants learned to identify 5 female native speakers of American English from their recordings of 30 “Harvard Sentences” (IEEE, 1969). Listeners trained on 15 of the sentences and tested on all 30. Training/testing sentences were counter-balanced across participants.

Masking Noise and Speech

- Speech-shaped noise was extracted from track 69 of the Quick Speech-in-Noise Test (QuickSIN; Killion *et al.*, 2004).
- Four-talker babble was extracted from tracks 24-35 of the QuickSIN.
- Single competing talkers (N = 4, female native speakers of American English) recorded 26 additional “Harvard Sentences”.
- Combined RMS amplitude of targets and maskers was held constant at 68dB across the different test SNRs (Inf, +5dB, 0dB, -5dB).

Procedure

(A) Three visits for talker identification training/testing and cognitive / audiological assessment.

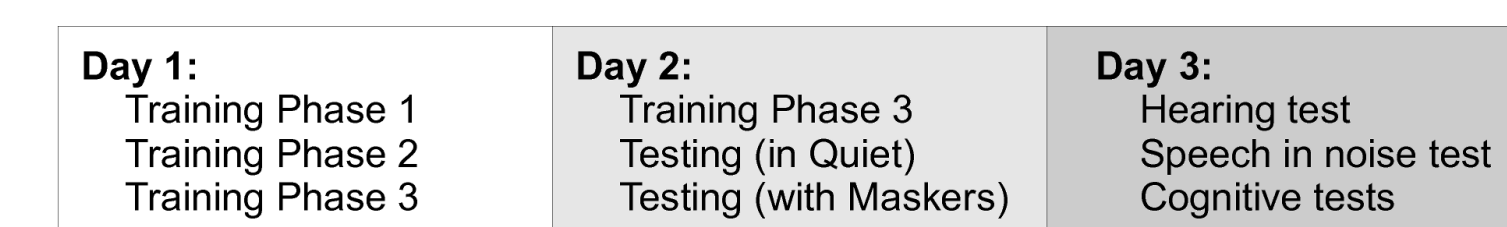
(B) Phase 1: Passive familiarization of talkers blocked by sentence (D), followed by active practice with feedback (E) (Day 1).

(C) Phase 2: Further active practice with feedback blocked by sentence (E) (Day 1); Phase 3: Further active practice with feedback with random sentence order (E) (Day 1 & 2).

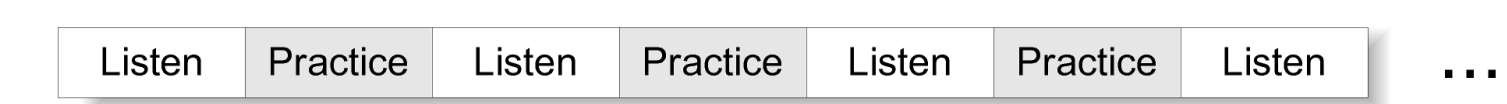
(F) Talker identification test with no feedback, first in quiet, and then in the three types of masking noise (SSN, MTB, SCT; counterbalanced) (Day 2).

Day 3: Pure-tone hearing (Carhart *et al.*, 1959), speech-in-noise (QuickSIN), and cognitive tests (CTOPP; Wagner *et al.*, 2013).

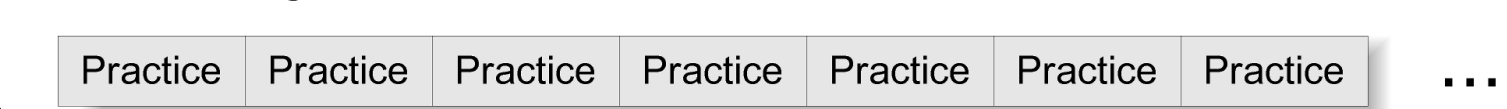
A. Study Timeline



B. Training Phase 1



C. Training Phases 2 & 3



D. Passive listening (Training Phase 1)



E. Practice with feedback (Training Phases 1-3)

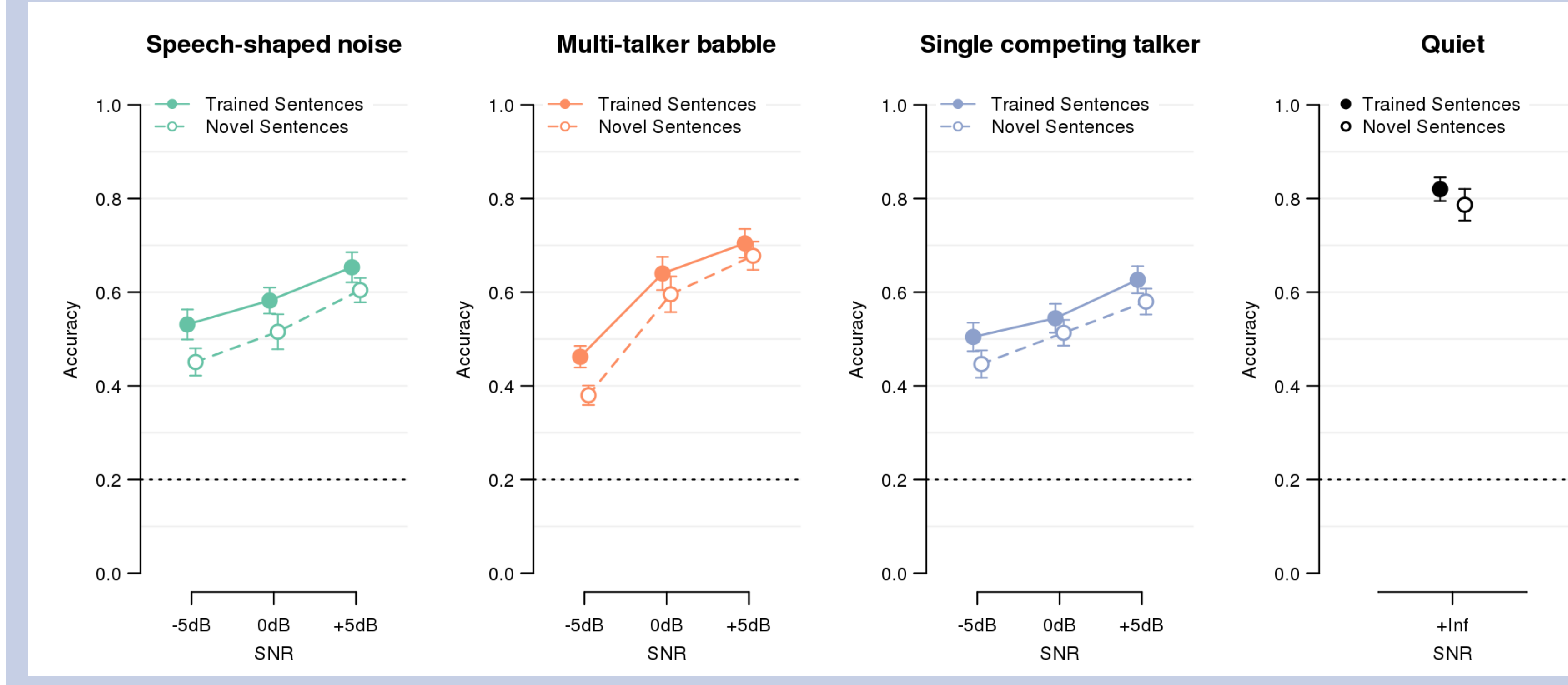


F. Test without feedback



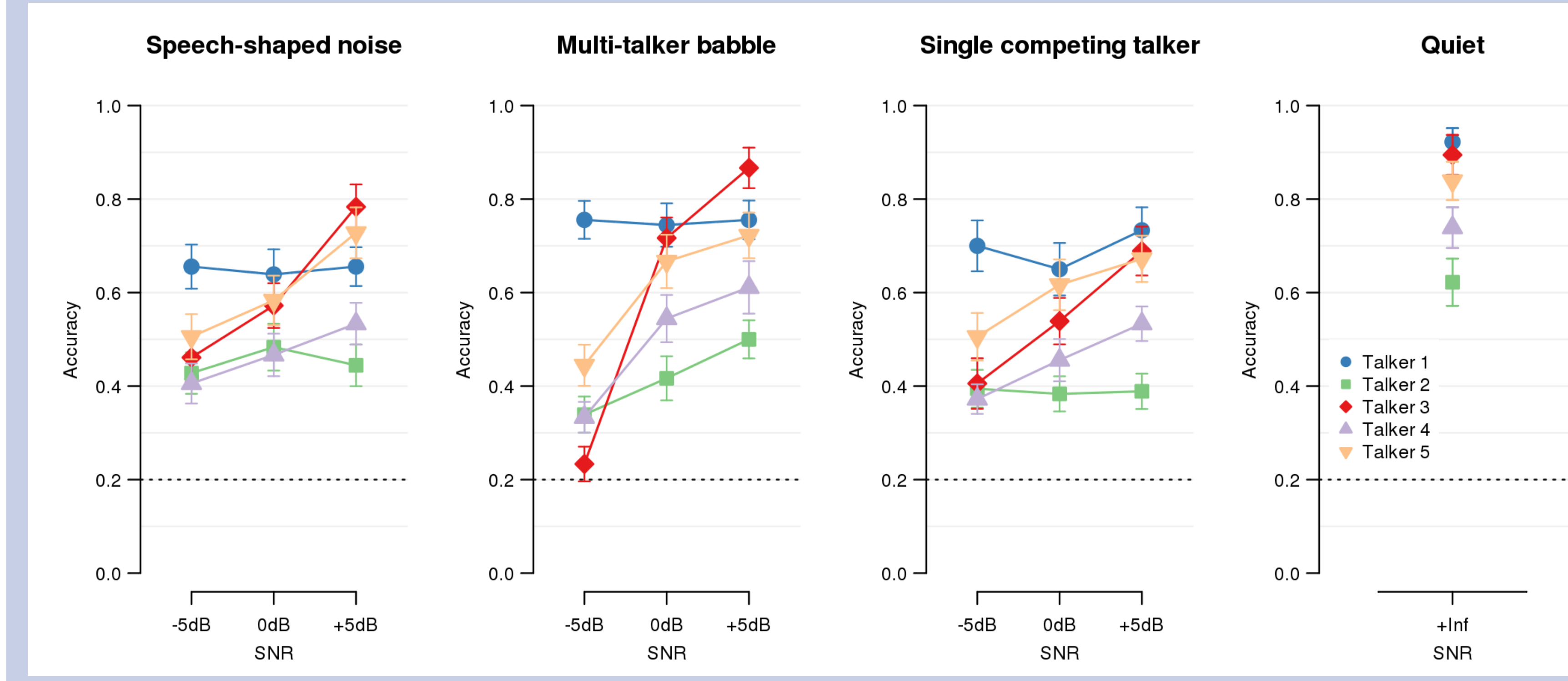
Results: Masking Conditions

Talker identification accuracy as a function of SNR across noise types



- Marginal effect of masker type such that overall talker identification accuracy in background babble (57.7%) was somewhat better than in speech-shaped noise (55.6%) or a single competing talker (53.6%) [$F_{2,58} = 2.73$, $p = 0.073$].
- Significant effect of SNR such that overall talker identification accuracy differed as a function of SNR [$F_{1,29} = 167.86$, $p = 1.38 \times 10^{-13}$].
- Participants were most accurate in the most favorable SNR, and accuracy fell as SNR decreased (+5dB: 64%; 0dB: 57%; -5dB: 46%).
- Facilitatory effect of SNR varied across noise type [condition by SNR; $F_{2,58} = 9.52$, $p = 2.65 \times 10^{-4}$] such that multi-talker babble had the steepest slope for talker identification accuracy.
- Overall talker identification accuracy for trained sentences (60.7%) was significantly better than for novel sentences (55.5%) [$F_{1,29} = 28.05$, $p = 1.1 \times 10^{-5}$].
- Facilitatory effect of trained versus novel sentences did not differ across masker type [$F_{2,58} = 0.37$, $p = 0.69$] nor SNR [$F_{1,29} = 1.98$, $p = 0.17$].
- No three-way interaction between condition, SNR, and sentence familiarity was observed [$F_{2,58} = 0.36$, $p = 0.70$].

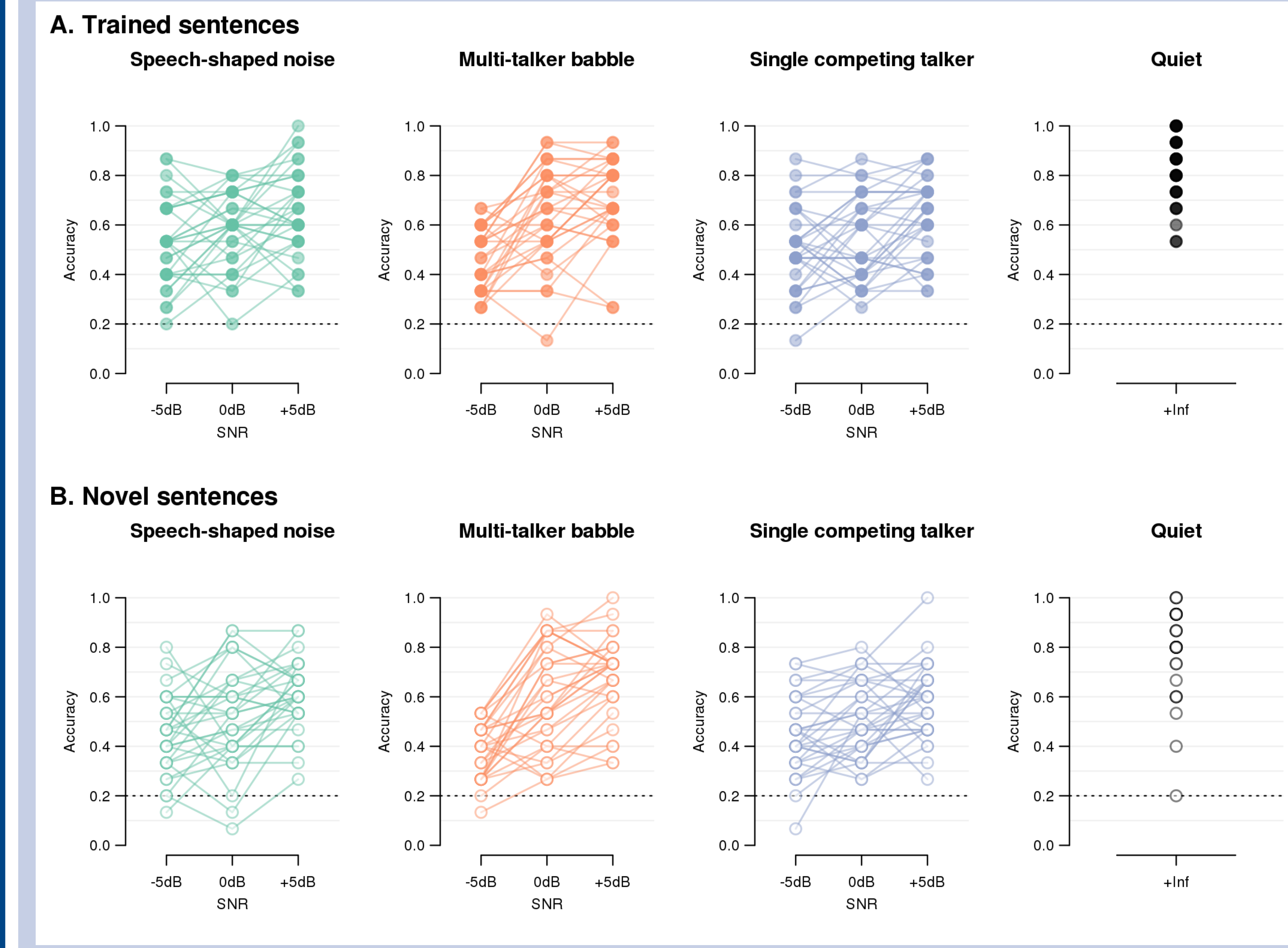
Talker identification accuracy depending on target speaker



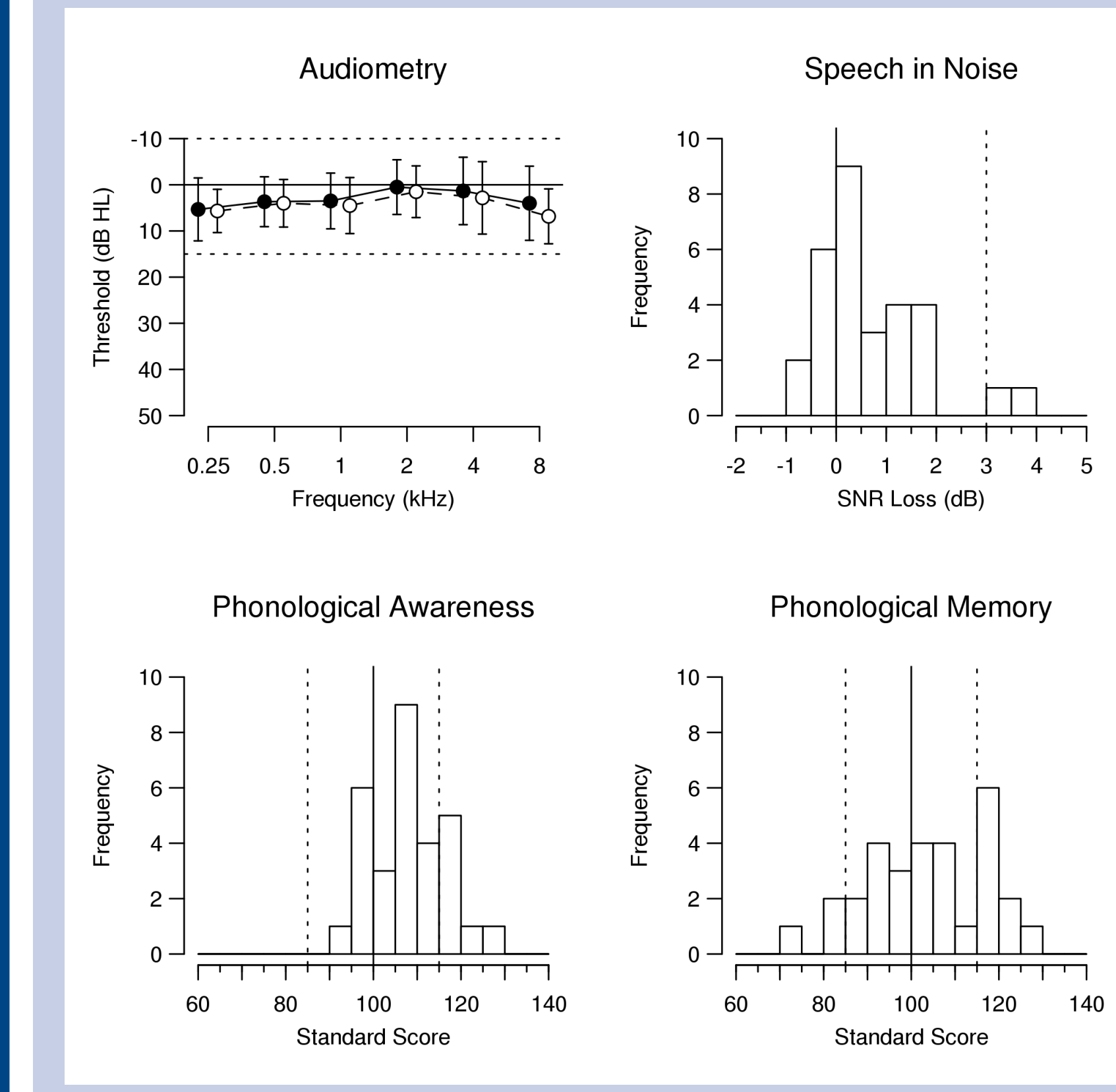
- There was substantial variability in talker identification accuracy across speakers.
- While some remained unaffected by background noise (Talker 1), others varied across both noise type and SNR (most notably, Talker 3).
- The most identifiable talker at +5dB was poorly identified at -5dB SNR (Talker 3).

Results: Individual Variability

Variability in talker identification accuracy across participants



Supplemental assessments



- Individual performance varied considerably across participants.
- Correlation between talker identification accuracy in quiet and in masking was significant (SSN: $r = 0.78$, $p < 4 \times 10^{-5}$; MTB: $r = 0.81$, $p < 5 \times 10^{-8}$; SCT: $r = 0.67$, $p < 5 \times 10^{-5}$).
- After controlling for accuracy in quiet, no significant correlations were found between talker identification accuracy with masking and the supplemental assessments ($|r| = 0.03 - 0.28$).
- Decrement in accuracy in babble from +5dB to -5dB was marginally correlated with the phonological awareness ($r = 0.44$, $p < 0.02$) and phonological memory ($r = 0.45$, $p < 0.02$) subtests of the CTOPP.

References

Carhart *et al.* (1959). *J. Speech and Hearing Disorders*. 24, 330-345.
Institute of Electrical and Electronics Engineers. (1969). *IEEE Transactions on Audio and Electroacoustics*. 17, 225-246.
Killion *et al.* (2004). *J. Acoust. Soc. Am.* 116, 2395.
Wagner *et al.* (2003). *Comprehensive Test of Phonological Processing – 2*, Pro-Ed.

Acknowledgments

We thank Lorraine Delhorne, Cassandra Chan, Jennifer Golditch, Andrea Chang, Deirdre McLaughlin, Virginia Best, Christine Mason, & Elin Roverud for their assistance. This study was supported by the NIDCD of the NIH under award number R03DC014045 (to TP) and DC004545 (to GK).



Communication Neuroscience Research Laboratory

cnrlab@bu.edu
<http://sites.bu.edu/cnrlab/>